

SECTION 260 Subcontracting

260.1 Subletting the Contract

[Standard spec 108.1.1](#) requires that before the prime contractor may sublet, sell, transfer, or assign any contract work, or otherwise dispose of the contract, a portion of the contract, or a right, title, or interest in the contract, the written consent of the engineer must first be obtained. Before subletting or subcontracting any portion of the contract work, the contractor must submit [DT1925](#), Sublet Request and DBE Sublet Purchase Report. Figure 260-1 provides an example. A separate form must be submitted for each proposed subcontract. The form must be completely filled in and signed by the contractor or the contractor's authorized agent. If the prospective subcontractor is not pre-qualified with the department, evidence of competency to perform the work must be attached.

The engineer will not allow contract work to be performed by a subcontractor until the request for permission to sublet the work has been approved. A subcontract is a direct contractual relationship between the prime contractor and another company where the company operates independently to perform a defined portion of the contract. These contractual relationships are often referred to as first tier subcontracts. The authority to approve or disapprove will reside in the regions within these guidelines.

Occasionally, a question will arise as to whether a contractual relationship between a prime contractor and another company is a subcontract or an employee lease arrangement. FHWA has addressed this question in their Contract Administration Core Curriculum Participant's Manual and Reference Guide. In this manual, FHWA states that employee lease arrangements are acceptable for federal-aid projects if the leased employees are under the direct supervision and control of the contractor's superintendent or supervisor. Leased employees may be considered to be part of the prime's own organization if:

- The prime contractor maintains control over the supervision of the day-to-day activities of the leased employees.
- The prime contractor remains responsible for the quality of the work of the leased employees.
- The prime contractor retains power to accept or exclude individual employees from work on the project.
- The prime contractor remains ultimately responsible for the payment of predetermined minimum wages, the submission of payrolls, statements of compliance, and all other federal regulatory requirements.

The key issue is supervision and control of any leased personnel. If the leased personnel are treated as employees of the prime contractor and would be considered as such but for their actual employment by a leasing agency, then for purposes of 23 CFR Section 635.116(a) they should be considered employees of the prime contractor's organization.

If the above conditions are met, the contractual relationship is an employee lease arrangement, not a subcontract. An employee lease arrangement is not subject to the 30% rule discussed later in this section, and a request to sublet is not required.

A sublet request is required for disadvantaged business enterprise (DBE) work regardless of subcontract tier, even if not done under an official subcontract. A sublet request is also required for reporting materials or supplies furnished by a DBE.

- The contractor must submit sublet requests on [DT1925](#) for all DBEs named in the initial commitment, [DT1506](#), regardless of tier.
- After approval of the initial commitment, notification of DBE sublet for second tier and below subs is indicated by the contractor entering them in the civil rights compliance system (CRCS).

FIGURE 260-1 Example Sublet Request and DBE Sublet Purchase Report

SUBLET REQUEST AND DBE SUBLET PURCHASE REPORT <small>DT1925 2002 (Replaces EC469)</small>				<small>Wisconsin Department of Transportation</small>	
Instructions: Contractor: Furnish 2 signed copies to the District Office. District: Return 1 completely executed original to contractor. Send 1 copy to Project Engineer & 1 copy to Central Office Construction.				Proposal Date 9/10/2005	Submitted Date 10/15/2005
Project 9511-01-74	Federal Project		County Vilas	<input checked="" type="checkbox"/> DBE <input type="checkbox"/> Non-DBE <input type="checkbox"/> Purchase Service or Materials Only	
Road Name			Highway		
Proposed Subcontractor Acme Concrete & Steel		Address and Telephone Number 740 Muskie Ave., Eagle River, WI 54521			
<small>Permission is requested to sublet the following described work on the above project in the total amount indicated below. Actual agreed unit prices and amounts to be sublet or purchased are to be shown in the following tabulation as appropriate.</small>					
ITEM NO.	QUANTITY	UNIT	ITEM	UNIT PRICE	AMOUNT
602.1000	500	SF	Concrete Loading Zone	\$ 25.00	\$ 12,500
604.0400	100	SY	Slope Paving Concrete	\$ 50.00	\$ 5,000
Contract Total Amount \$1,250,000			% to Sublet 1.4%	TOTAL \$ 17,500	
PREVIOUSLY REQUESTED APPROVED SUBCONTRACTS				AMOUNT	% OF CONTRACT
Apex Engineering				\$ 100,000	8%
Lighting Construction Co.				\$50,000	4%
<small>* Percentages of DBE purchase agreements are not to be shown.</small>				TOTALS	12%
<small>I certify that arrangements have been made for the foregoing work with the listed subcontractor. I understand that any willful falsification, fraudulent statement or misrepresentation will result in appropriate sanctions which may include debarment and/or prosecution under applicable state (Trans 504) and federal laws. I certify that for federal projects only, the reference subcontract is in writing and physically includes the pertinent federally required provisions, included in my contract with the Wisconsin Department of Transportation.</small>					
SUBMITTED BY CONTRACTOR					
<i>ABC Construction, Inc.</i> <small>(Contractor Name)</small>			x <i>Ralph Candon</i> 10/15/05 <small>(Authorized Agent) (Date)</small>		
Approved for Wisconsin Department of Transportation					
			x <i>Ed Norton</i> 10/20/05 <small>(District Chief Construction Engineer) (Date)</small>		

In addition to obtaining department approval for all first-tier subcontractors, [standard spec 108.1.1](#) requires the prime contractor to notify the department of all lower tier subcontractors and all other parties working on the contract.

This notification is important, so the department is aware of all the parties working at the project site, and can properly administer labor compliance regulations.

260.2 Prime Contractor Participation

[Standard spec 108.1.2](#) includes the federal requirement that the prime contractor perform at least 30% of the original contract work with the prime contractor's own organization. The purpose of this requirement is to prevent brokering. Brokering occurs when the company under contract with the owner sublets all or virtually all of the work to other companies.

The prime contractor's own organization is defined as workers the contractor employs and pays directly as well as equipment the contractor owns or rents, either with or without operators.

Occasionally, due to a wide variety of work within a single contract, FHWA may approve a reduction in the level of prime contractor participation before the contract is let. If a reduction is approved, it will be identified in the contract special provisions.

The department administers the 30% rule by:

- Reviewing the prime contractor's initial submittal identifying the work they will perform.
- Monitoring the total amount of work the prime contractor is proposing to sublet as shown on [DT1925](#), Sublet Request and DBE Sublet Purchase Report.

260.2.1 Prime Contractor's Initial Submittal

As referred to in [standard spec 108.1.2](#), [standard spec 103.6](#) requires the prime contractor to submit documentation regarding the 30% rule during the same 10 business day time period the prime submits a signed contract, the contract bonds, and other department required forms. The prime contractor must demonstrate compliance with the 30% rule as a condition of contract execution.

The prime contractor is required to submit its 30% rule documentation on WS1081, "Prime Contractor Participation". Submit WS1081 using the automated process described below. The submittal must contain the prime contractor's best information, at the time of the letting, concerning the work the prime contractor intends to do.

The department recognizes the information on the prime contractor participation worksheet is subject to change as work proceeds on the contract. The prime contractor is not obligated to perform the work as shown on the initial submittal. At its discretion, the prime contractor may decide to complete the work differently provided it complies with [standard spec 108.1](#).

The department will further monitor compliance of the 30% rule during the course of the contract by reviewing the total amount of work the prime contractor is proposing to sublet as shown on [DT1925](#).

260.2.2 Installing the Prime Contractor Participation Worksheet Template

Users of WS1081 will need to save the worksheet template on their hard drive before using it the first time, by following these steps:

- Within File Explorer, create a C:\ws1081 folder.
- Open WS1081 by clicking here:
<https://wisconsindot.gov/hcciDocs/contracting-info/ws1081.zip>
- Click <Save as>.
- Browse to the "C" Drive, select C:\ws1081 folder, then click <Save>.
- If a dialog window appears, ignore it and close the window.
- Within File Explorer, navigate to C:\ws1081 folder and open the ws1081.zip folder.

260.2.3 Completing the Prime Contractor Participation Worksheet

These instructions detail how to download a file of contract items and unit prices, import the items into the prime contractor participation worksheet, complete the worksheet, and send it to the department. The instructions assume that you are logged on to the WisDOT Web Access Management System (WAMS) where you will begin by downloading the list of contract items. This process can be used for a single contract or multiple contracts. For multiple contracts you will need to repeat Steps 2 - 12 for each contract.

260.2.3.1 Download Contract Item File

Step 1: Go to the Construction Contract Payment Viewing System located on the department's Highway Construction Contract Information (HCCI) site at the following link:

<https://wisconsindot.gov/Pages/doing-bus/contractors/cntrct-pymts/default.aspx>

- Click on the "Access to Construction Contract Payment Viewing System (CCPVS)" link.
- Enter your Wisconsin Web Access Management System (WAMS) credentials.
- Click <Login>.

Step 2: Enter the contract number OR the project number in the fields provided and click <Continue>.

WISCONSIN DEPARTMENT OF TRANSPORTATION
Doing Business
Home | News | About Us | Research & Library | A-Z Index
Drivers & Vehicles | Safety | Travel | Plans & Projects | State Patrol | Doing Business | Programs for Local Gov't

CONSTRUCTION CONTRACT PAYMENT VIEWING SYSTEM

Please Select one of the following:

☐ By Contractor -- Enter at least first 2 letters of the contractor's name [] and Show all contracts, which have at least one payment within the last []

☒ By Contract Id -- Enter contract number [20200811007]

☐ By Project Id -- Enter project number [] (Use format 1234-03-75)

☐ By Region -- Select Region [] and Show all contracts, which have at least one payment within the last []

[Continue](#)

Note: The information presented in the Construction Contract Payment Viewing System is refreshed on a nightly basis and includes the past 10 years of contract data from both the AASHTOWare Project (AWP) and the legacy AASHTOWare Project Construction Administration System (CAS). If you have questions about information on a specific contract voucher (payment estimate), please contact the appropriate WisDOT region office.

If you are experiencing problems accessing this information, please email AWPSupport@dot.wi.gov

Questions about the content of this page
AWPSupport@dot.wi.gov
Last modified November 03, 2020

Drivers & Vehicles | Safety | Travel | Plans & Projects | State Patrol | Doing Business | Programs for Local Gov't
Air | Bicycles | Bus/Transit | Cars | Motorcycles | Pedestrian | Rail | Trucks | Waterways
Home | News | About Us | Research & Library | A-Z Index

Step 3: Click on the 0000 voucher link.

WISCONSIN DEPARTMENT OF TRANSPORTATION
Doing Business
Home | News | About Us | Research & Library | A-Z Index
Drivers & Vehicles | Safety | Travel | Plans & Projects | State Patrol | Doing Business | Programs for Local Gov't

Vouchers for Contract: 20200811007 [Return to Initial Selection Page](#)

Contractor: LUNDA CONSTRUCTION COMPANY
Surety: TRAVELERS CASUALTY AND SURETY CO.
Location: Loc Str Winnebago County
Description: Racine St Bridge, City Menasha; Fox River Bridge & Apps
Time charged: 171 Total Earnings: \$4,844,948.05
Time Allowed: 09/22/2022 Material Allowance: \$399,448.46
Percent Time: 24.96 Gross Earnings: \$5,244,396.51
Current Contract Amount: \$33,037,765.81 Retainage: \$0.00
Awarded Contract Amount: \$33,037,765.81 Net Earnings: \$4,445,499.59
Percent Complete Work: 15.87 Liquidated damages: \$0.00
Projects: 4992-03-71 Payments: \$5,244,396.51

Note: This report is for informational purposes only. It is not an actual payment document. [Printer-friendly version](#) [CSV Export](#) [Glossary of Terms](#)

Voucher	Type	Pay Period	Total Earnings (\$)	Material Allowance (\$)	Retainage (\$)	Liquidated Damages (\$)	Payment (\$)	% Paid
0000	SM	00/00/0000	0.00	0.00	0.00	0.00	0.00	0.00
0001	SM	11/13/2020	188,850.34	0.00	0.00	0.00	188,850.34	0.57
0002	SM	12/02/2020	73,500.00	0.00	0.00	0.00	73,500.00	0.22
0003	SM	12/16/2020	1,116,101.96	0.00	0.00	0.00	1,116,101.96	3.38
0004	SM	01/08/2021	135,000.00	0.00	0.00	0.00	135,000.00	0.41
0005	SM	01/22/2021	862,510.80	0.00	0.00	0.00	862,510.80	2.61
0006	SM	02/10/2021	293,760.00	0.00	0.00	0.00	293,760.00	0.89
0007	SM	02/26/2021	980,516.35	0.00	0.00	0.00	980,516.35	2.97
0008	SM	03/23/2021	1,112,578.60	263,565.59	0.00	0.00	1,376,144.19	4.17
0009	SM	04/02/2021	82,130.00	135,882.87	0.00	0.00	218,012.87	0.66

Questions about the content of this page
AWPSupport@dot.wi.gov
Last modified November 03, 2020

Drivers & Vehicles | Safety | Travel | Plans & Projects | State Patrol | Doing Business | Programs for Local Gov't
Air | Bicycles | Bus/Transit | Cars | Motorcycles | Pedestrian | Rail | Trucks | Waterways
Home | News | About Us | Research & Library | A-Z Index

Step 4: Right-click on CSV Export link and select "Save link as..." in Google Chrome or "Save target

as..." in Microsoft Edge or Internet Explorer.

WISCONSIN DEPARTMENT OF TRANSPORTATION
Doing Business

Home | News | About Us | Research & Library | A-Z Index
Search DOT

Drivers & Vehicles | Safety | Travel | Plans & Projects | State Patrol | Doing Business | Programs for Local Gov't

VOUCHER DETAILS
Return to Initial Selection Page

Contract Id: 20200811007
Location: Loc Str Winnebago County
Description: Racine St Bridge, City Menasha; Fox River Bridge & Apps

Voucher no: 0000
Pay Period: 00/00/0000
Projects: 4992-03-71 no payment this period

Total Earnings: \$0.00
Material Allowance: \$0.00
Gross Earnings: \$0.00
Retentionage: \$0.00
Net Earnings: \$0.00
Liquidated damages: \$0.00
Payment: \$0.00

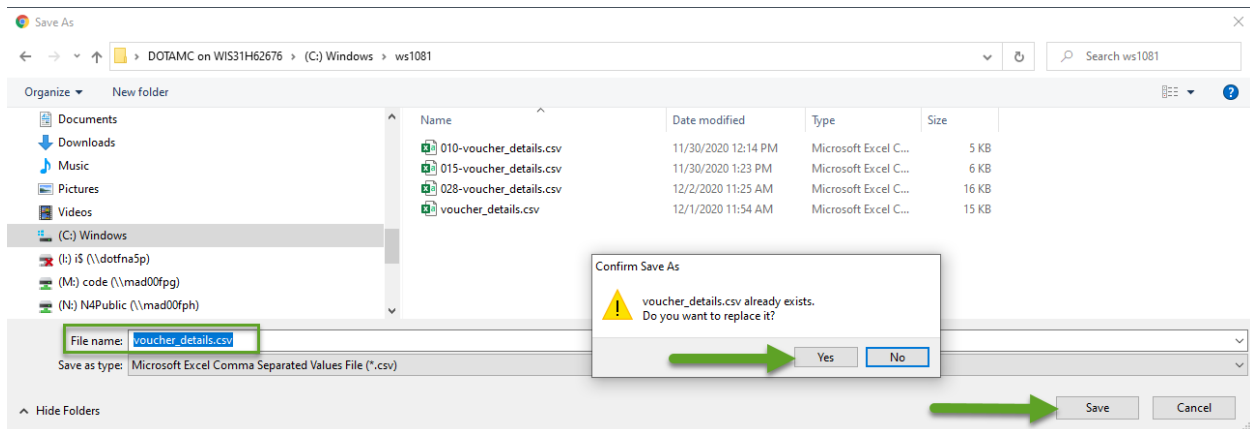
Note: This report is for informational purposes only. It is not an actual payment document.

Printer-friendly version
CSV E...
Glossary of...

Cont Line	Item No	Item Descr	Units	Current	Qty Placed	Current %Cpt	Material Allowance (\$)	Qty this period	Amount this period (\$)
0002	201.0105	Clearing	STA		6.00	120	0.00	0	0.00
0004	201.0120	Clearing	ID		246.00	2733.33	0.00	0	0.00
0006	201.0205	Grubbing	STA		6.00	120	0.00	0	0.00
0008	201.0220	Grubbing	ID		246.00	2733.33	0.00	0	0.00
0010	203.0600.S	Rem Old Str Ovr Water Min Debris (sta) 01. Sta. 6+04	LS		0.00	0	0.00	0	0.00
0012	204.0100	Removing Concrete Pavement	SY	8,161	0.00	0	0.00	0	0.00
0014	204.0120	Removing Asphaltic Surface Milling	SY	159.00	0.00	25.00	0.00	0	0.00
0016	204.0150	Removing Curb & Gutter	LF	810.00	0.00	3.50	0.00	0	0.00
0018	204.0155	Removing Concrete Sidewalk	SY	2,245.00	0.00	3.50	0.00	0	0.00
0020	204.0165	Removing Guardrail	LF	79.00	0.00	10.00	0.00	0	0.00
0022	204.0170	Removing Fence	LF	169.00	167.00	4.50	751.50	167.00	98.82
0024	204.0185	Removing Masonry	CY	5.00	0.00	400.00	0.00	0	0.00
0026	204.0195	Removing Concrete Bases	EACH	19.00	0.00	150.00	0.00	0	0.00
0028	204.0210	Removing Manholes	EACH	15.00	0.00	515.00	0.00	0	0.00
0030	204.0220	Removing Inlets	EACH	22.00	0.00	345.00	0.00	0	0.00
0032	204.0245	Removing Storm Sewer (size) 01. 8-Inch	LF	594.00	0.00	21.60	0.00	0	0.00
0034	204.0245	Removing Storm Sewer (size) 02. 12-Inch	LF	697.00	0.00	23.80	0.00	0	0.00
0036	204.0245	Removing Storm Sewer (size) 03. 15-Inch	LF	628.00	0.00	25.30	0.00	0	0.00
0038	204.0245	Removing Storm Sewer (size) 04. 18-Inch	LF	171.00	0.00	34.00	0.00	0	0.00
			LF	157.00	0.00	38.15	0.00	0	0.00

https://trust.dot.state.wis.us/cpws/csv_voucher_detail_export.jsp?cid=20200811007

Step 5: Browse to C:\ws1081 and click <Save> to save the voucher_details.csv. If the voucher_details.csv file already exists, click <Yes> to replace the file. Step 6: Click Save.



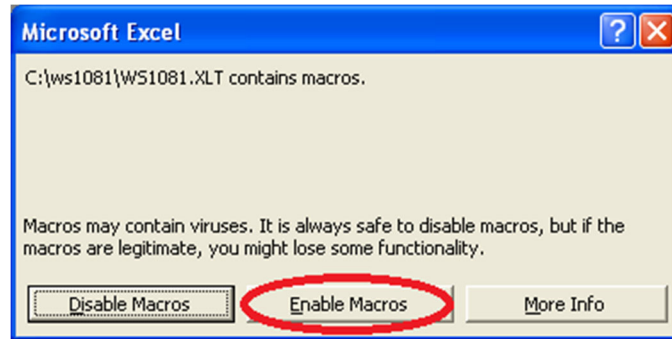
NOTES:

- Do not change the folder location or the file name. The csv file must be saved to the C:\ws1081 folder and the file name must be "voucher_details.csv". If you change either one, the worksheet will not import the data.
- The file already exists dialog box will not appear the first time you perform this step but will appear each subsequent time. If you have multiple contracts, continue through Step 9 before beginning to download data for the next contract.

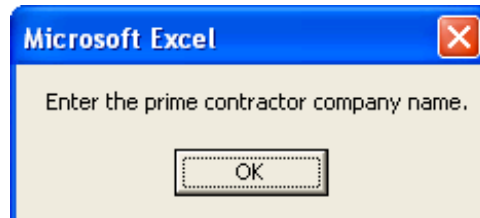
260.2.3.2 Import Contract Item File

Step 6: Close excel and all active spreadsheets. Navigate to the C:\ws1081 folder, open ws1081.zip folder, then open the ws1081.xlt file.

Step 7: When you open ws1081.xlt the following dialog box will appear. Click on Enable Macros.



Step 8: Opening ws1081.xlt will create an empty worksheet. You will be prompted to enter the prime contractor name. Click OK.



Enter the prime's name in the yellow highlighted box labeled (The Contractor).

PRIME CONTRACTOR PARTICIPATION
CMM 2-10-20 WS 1081 - ver 1.01 (revised 10-05) (Reference: standard spec 108.1)

Contractor Certification Statement

The contractor certifies that this worksheet:

- Is completed according to standard spec 108.1.
- Contains the best information available, at the time of the letting, concerning the work the contractor intends to perform.
- Contains cost information that corresponds to the let costs provided by the contractor.

The department recognizes the information on this worksheet is subject to change as work proceeds on the contract. At its discretion, the contractor may decide to complete the work differently than submitted provided the contractor complies with standard spec 108.1.

Controlling Project ID: _____

(The Contractor): **ABC Construction, Inc.**

Contract ID: _____

P / (C-S) = PRIME CONT.'S SHARE :

Total Amounts:			C	P	S
Line No.	Item No.	Item Description	Contract Amount	Prime Contractor Amount	Specialty Subcontractor Amount

30 Percent Rule / Ready

Microsoft Excel - WS10811

File Edit View Insert Format Tools Data Financial Manager Window Help Adobe PDF

ContName = ABC Construction, Inc.

Import Data CMM 2-10-20 WS 1081 - ver 1.01 (revised 10-05) (Reference: standard spec 108.1)

PRIME CONTRACTOR PARTICIPATION

Contractor Certification Statement

The contractor certifies that this worksheet:

- Is completed according to standard spec 108.1.
- Contains the best information available, at the time of the letting, concerning the work the contractor intends to perform.
- Contains cost information that corresponds to the let costs provided by the contractor.

The department recognizes the information on this worksheet is subject to change as work proceeds on the contract. At its discretion, the contractor may decide to complete the work differently than submitted provided the contractor complies with standard spec 108.1.

Controlling Project ID:

(The Contractor): ABC Construction, Inc.

Contract ID:

P / (C-S) = PRIME CONT.'S SHARE :

Total Amounts:			C	P	S
Line No.	Item No.	Item Description	Contract Amount	Prime Contractor Amount	Specialty Subcontractor Amount

Ready

By completing the worksheet the contractor agrees to the terms of the Contractor Certification Statement contained in the worksheet header.

Step 9: Click Import Data to populate the worksheet with the contract bid items.

Microsoft Excel - PCS20050510007.xls

File Edit View Insert Format Tools Data Financial Manager Window Help Adobe PDF

Import Data CMM 2-10-20 WS 1081 - ver 1.01 (revised 10-05) (Reference: standard spec 108.1)

PRIME CONTRACTOR PARTICIPATION

Contractor Certification Statement

The contractor certifies that this worksheet:

- Is completed according to standard spec 108.1.
- Contains the best information available, at the time of the letting, concerning the work the contractor intends to perform.
- Contains cost information that corresponds to the let costs provided by the contractor.

The department recognizes the information on this worksheet is subject to change as work proceeds on the contract. At its discretion, the contractor may decide to complete the work differently than submitted provided the contractor complies with standard spec 108.1.

Controlling Project ID: 5716-00-74

(The Contractor): ABC Construction, Inc.

Contract ID: 20050510007

Contractor's share is less than 30 %.

P / (C-S) = PRIME CONT.'S SHARE : 0.00%

Total Amounts:			C	P	S
Line No.	Item No.	Item Description	Contract Amount	Prime Contractor Amount	Specialty Subcontractor Amount
10	201.0105	CLEARING	\$500.00		
20	201.0205	GRUBBING	\$900.00		
30	203.0100	REMOVING SMALL PIPE CULVERTS	\$200.00		
40	203.0200	REMOVING OLD STRUCTURE (STATION) 01. Sta 10+00	\$5,000.00		
50	205.0100	EXCAVATION COMMON	\$4,930.50		
60	206.1000	EXC FOR STRUCTURE BRIDGES (STRUCTURE) 01. B-23-145	\$6,000.00		
70	210.0100	BACKFILL STRUCTURE	\$1,500.00		
80	213.0100	FINISHING ROADWAY (PROJECT) 01. 5716-00-74	\$500.00		
90	305.0110	BASE AGGREGATE DENSE 3/4-INCH	\$720.00		
100	305.0120	BASE AGGREGATE DENSE 1 1/4-INCH	\$4,335.00		
110	311.0110	BREAKER RUN	\$3,060.00		
120	455.0605	TACK COAT	\$80.00		
130	465.0105	ASPHALTIC SURFACE	\$6,240.00		
140	502.0100	CONCRETE MASONRY BRIDGES	\$52,400.00		
150	502.3200	PROTECTIVE SURFACE TREATMENT	\$495.00		

Ready

The data from the voucher_details.csv previously saved in Step 6 will be imported into the blank WS1081 worksheet file and will be automatically saved as the PCS"contractID".xls file in the C:\ws1081 folder. The "contractID" designation in the file name is the contract ID for the contract entered in Step 2. You will see the file name displayed in the top blue bar of the open worksheet, for this example Microsoft Excel - PCS20050510007.xls as displayed in the above screen shot.

Step 10: If you want to continue filling out the worksheet, first close the Construction Contract Payment Viewing System and go to Step 11. If you have multiple contracts to download, follow Steps 2

-9 for each contract. Click "Return to Initial Selection Page" to return to the screen described in Step 2.

Remember to open a new ws1081.xlt worksheet file in Step 9 from your C:\ws1081 folder for each new contract ID.

WISCONSIN DEPARTMENT OF TRANSPORTATION
Doing Business

Drivers & Vehicles | Safety | Travel | Plans & Projects | State Patrol | Doing Business | Programs for Local Gov't

VOUCHER DETAILS

Contract Id: 20050510007
Location: TOWN ROAD GREEN COUNTY
Description: YARWOOD ROAD BRIDGE & APPS

Voucher no: 0000
Pay Period: 00/00/0000
Projects: 5716-00-74 no payment this period

Total Earnings: \$0.00
Material Allowance: \$0.00
Gross Earnings: \$0.00

Retainage: \$0.00
Net Earnings: \$0.00
Liquidated damages: \$0.00
Payment: \$0.00

Note: This report is for informational purposes only.
It is not an actual payment document.

Prime Contractors should expect payment 5 - 15 days from the "Pay Period" date.

[Printer-friendly version](#)
[CSV Export](#)
[Glossary of Terms](#)

Cont Line	Item No	Item Descr	Units	Current Qty	Qty Paid	Unit Price (\$)	Cumulative Amount (\$)	Qty Placed	Current %Cpt	Material Allowance (\$)	Qty this period	Amount this period (\$)
0010	201.0105	CLEARING	STA	2.00	0.00	250.00	0.00	0.00	0	0.00	0	0.00
0020	201.0205	GRUBBING	STA	2.00	0.00	450.00	0.00	0.00	0	0.00	0	0.00
0030	203.0100	REMOVING SMALL PIPE CULVERTS	EACH	1.00	0.00	200.00	0.00	0.00	0	0.00	0	0.00
0040	203.0200	REMOVING OLD STRUCTURE	EACH	1.00	0.00	500.00	0.00	0.00	0	0.00	0	0.00

260.2.3.3 Complete Worksheet to Determine Prime Contractor's Share

Please see [standard spec 108.1.2](#) for a complete description of the prime contractor's share formula shown on the upper right. The prime's share is automatically calculated as the contract amounts for each bid item are placed in the desired columns.

As long as the prime's share is less than 30%, a note in red appears indicating such.

You can copy blocks of item "Contract Amounts" to the other columns using standard MS Excel copy and paste features.

Step 11: With desired contract worksheet open, as illustrated in Step 12, fill in the "Prime Contractor Amount" (P) column for each bid item as follows:

- Use let cost information.
- Indicate the dollar amount of work the prime contractor intends to perform, including materials the prime contractor purchases and installs.
- The prime contractor can indicate if it is performing the entire bid item or just a portion of it.
- Prime contractors can include in the (P) column any materials the prime contractor purchases for others to install, and can include the cost of trucking that the prime contractor pays for directly.
- For the mobilization bid item, the prime contractor should only include its mobilization costs in the (P) column.

Step12: Next, you have the option of filling in the "Specialty Subcontractor Amount" (S) column; however, this is not required. Identifying specialty subcontractor work will make it easier for the prime to achieve the required 30%.

Please note that the (S) column is not for identifying all subcontractor work but is only for specialty subcontractor work. If you decide to fill in the optional (S) column, use let cost information to indicate the dollar amounts of work specialty subcontractors will perform.

[standard spec 108.1.2](#) describes specialty work as follows:

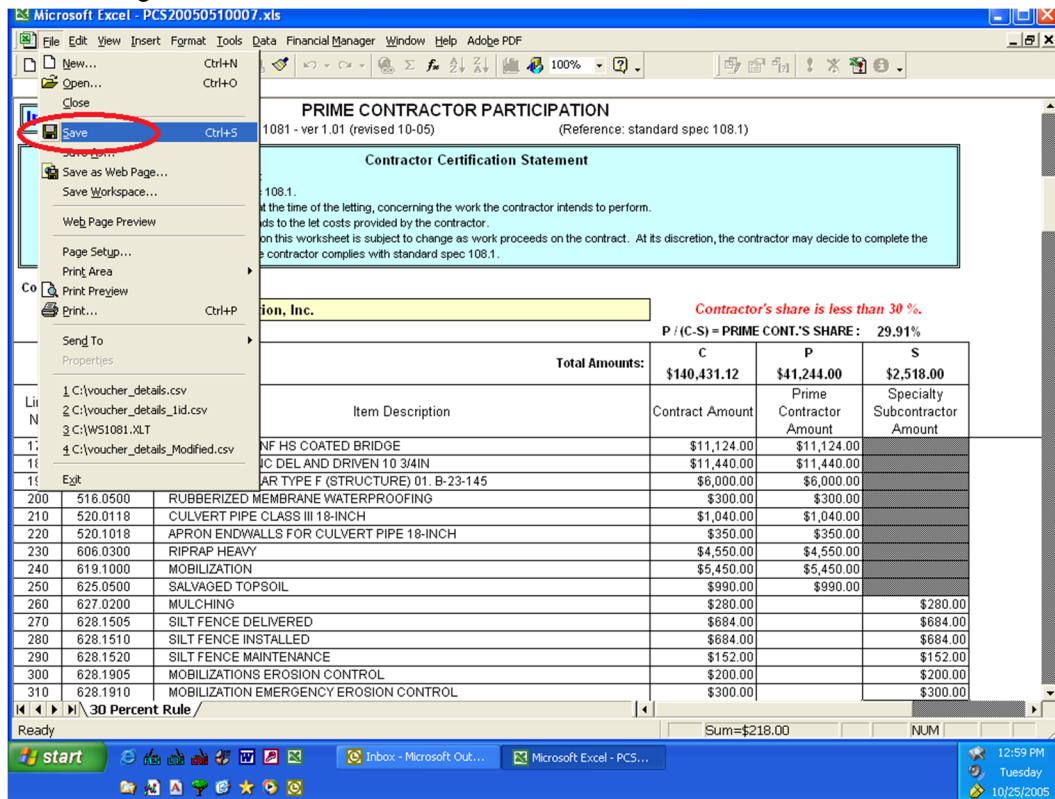
- Work that is subcontracted.
- Sanitary sewer system work and water main system work.
- Standard specification bid items eligible as specialty items.
- XXX.XXXX.S and SPV bid items similar to the identified standard specification bid items.

Standard specification bid items and XXX.XXXX.S bid items that are not eligible as a specialty

item have been grayed out on the worksheet, and you will not be allowed to enter a dollar amount. None of the SPV bid items have been grayed out on the worksheet, but they are not all eligible as specialty items.

A bid item should not be included in the (S) column unless it is subcontracted. If the prime contractor is performing the work on an eligible specialty bid item, it should be included in the (P) column.

Step 13: When you have completed some or all of the worksheet you can save the worksheet by selecting File/Save from the MS Excel toolbar.



Step 14: If you make an entry error, the items that require correction will be shown in red strikethrough. A note in red appears indicating error, and the prime contractor's share percentage is not shown.

Errors include filling in a dollar amount that exceeds the contract amount for the item, or copying a block of dollar amounts into the wrong cells resulting in dollar amounts exceeding

the contract amount for the item.

PRIME CONTRACTOR PARTICIPATION
CMM 2-10-20 VWS 1081 - ver 1.01 (revised 10-05) (Reference: standard spec 108.1)

Contractor Certification Statement

The contractor certifies that this worksheet:

- Is completed according to standard spec 108.1.
- Contains the best information available, at the time of the letting, concerning the work the contractor intends to perform.
- Contains cost information that corresponds to the let costs provided by the contractor.

The department recognizes the information on this worksheet is subject to change as work proceeds on the contract. At its discretion, the contractor may decide to complete the work differently than submitted provided the contractor complies with standard spec 108.1.

Controlling Project ID: 5716-00-74
(The Contractor): ABC Construction, Inc.
Contract ID: 20050510007

P/(C-S) = PRIME CONT.'S SHARE :

Total Amounts:			C	P	S
			\$140,431.12	\$42,292.00	\$2,518.00
Line No.	Item No.	Item Description	Contract Amount	Prime Contractor Amount	Specialty Subcontractor Amount
280	628.1510	SILT FENCE INSTALLED	\$684.00		\$684.00
290	628.1520	SILT FENCE MAINTENANCE	\$152.00		\$152.00
300	628.1905	MOBILIZATIONS EROSION CONTROL	\$200.00		\$200.00
310	628.1910	MOBILIZATION EMERGENCY EROSION CONTROL	\$300.00		\$300.00
320	628.2010	EROSION MAT DELIVERED CLASS I TYPE B	\$168.00		\$168.00
330	628.2015	EROSION MAT DELIVERED URBAN CLS I TYPE A	\$50.00		\$50.00
340	628.3010	EROSION MAT INSTALLED CLASS I TYPE B	\$168.00		
350	628.3015	EROSION MAT INSTALLED URBAN CLS I TYPE A	\$50.00	\$168.00	
360	628.7505	TEMPORARY DITCH CHECKS DELIVERED	\$200.00	\$50.00	
370	628.7510	TEMPORARY DITCH CHECKS INSTALLED	\$200.00	\$168.00	
380	628.7550	CULVERT PIPE DITCH CHECKS	\$70.00	\$50.00	
390	629.0210	FERTILIZER TYPE B	\$80.00	\$200.00	
400	630.0120	SEEDING MIXTURE NO. 20	\$220.00	\$200.00	
410	630.0200	SEEDING TEMPORARY	\$60.00	\$70.00	
420	631.1100	SOD EROSION CONTROL	\$500.00	\$80.00	

Step 15: Most of the cells in the worksheet are protected and are not available for entry or editing. If you attempt to make an entry in a protected cell the following warning message will be displayed.

Microsoft Excel

The cell or chart you are trying to change is protected and therefore read-only.

To modify a protected cell or chart, first remove protection using the Unprotect Sheet command (Tools menu, Protection submenu). You may be prompted for a password.

OK

Step 16: To print the worksheet select File/Print from the MS Excel toolbar.

Microsoft Excel - PCS20050510007.xls

File Edit View Insert Format Tools Data Financial Manager Window Help

Open... Ctrl+O

Save As...

Page Setup...

Print... Ctrl+P

1 1 \DOTARP\CETU\WS1081.xls

2 2 \DOTARP\CETU\WS10812.xls

3 3 \DOTARP\CETU\WS1081_N.xls

4

5

6

7

8

9 Line Item

10 No. No. Description

11 0010 201.0105 CLEARING

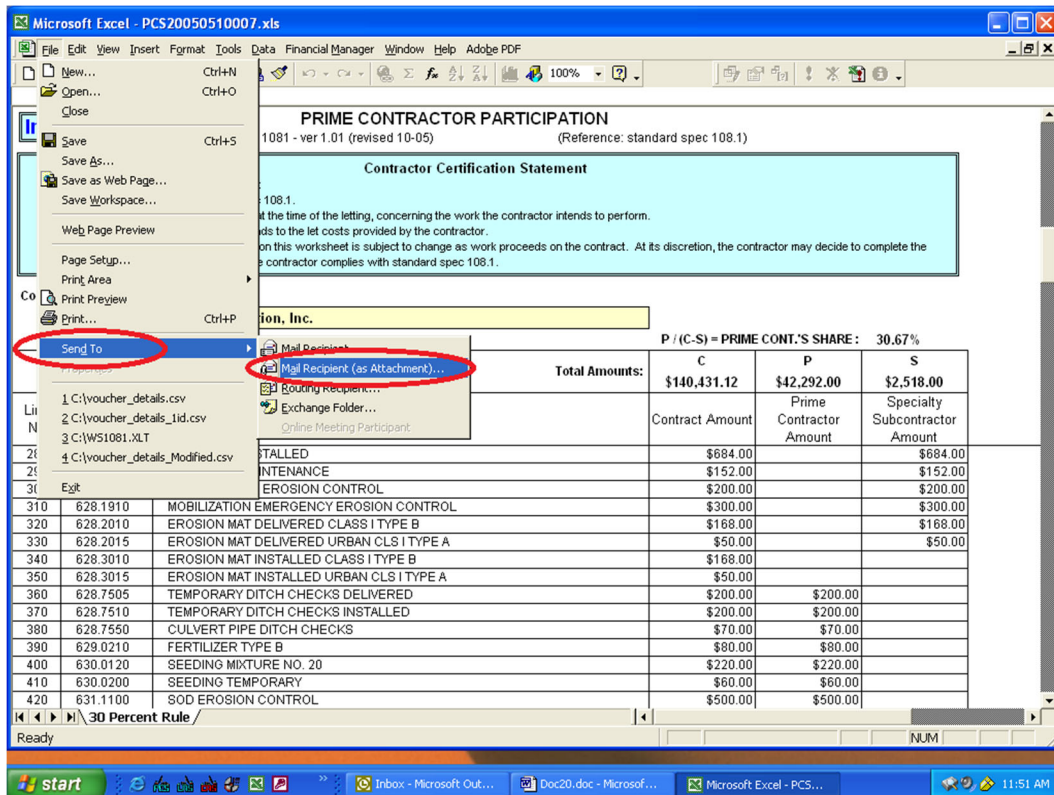
12

260.2.3.4 Send Completed Worksheet to the Department

Step 17: Send the worksheet(s) to the department by attaching them to an email message. Each completed worksheet must be sent by a separate email message. To send, use one of the following two methods.

260.2.3.4.1 Method 1: (for Outlook email users only)

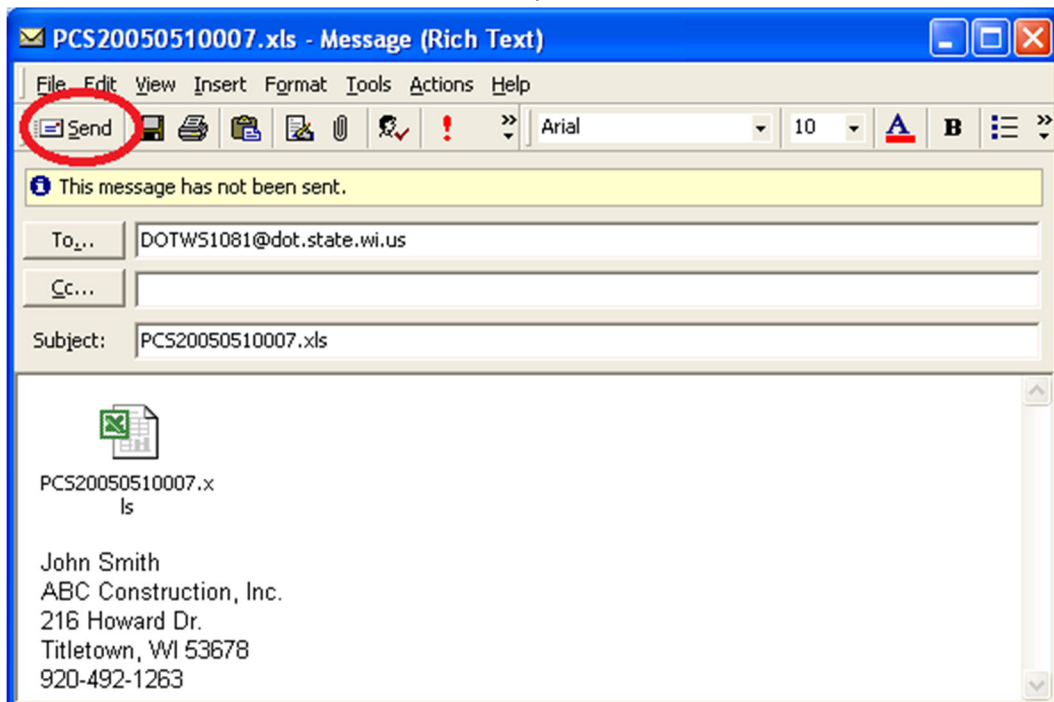
With the worksheet open, select **File/Send To/Mail Recipient (as Attachment...)**.



The email message will be automatically created, with the subject already filled in and formatted, and the worksheet attached. Provide contact information including name and phone number. Enter the following email address in the "To..." field:

DOTWS1081@dot.wi.gov

Click on **Send** to send the email to the department.



260.2.3.4.2 Method 2: (for all other email types)

Open your email application and create a new message and format the message as shown in above for method 1. Send to the following email address: DOTWS1081@dot.wi.gov. The subject line should be formatted PCS"xxxxxxxxxxx".xls where "xxxxxxxxxxx" is the contract id.

Attach your worksheet, provide contact information including name and phone number, and send to the department.

260.2.4 Region Access to and Use of Contractor's Initial Submittal

As described above, the prime contractor makes their initial submittal to the Bureau of Project Development. Following their review, the Bureau of Project Development will place the contractor's initial submittal on the following shared drive for access by the regions:

N:\Bhc\30% Rule Post-Letting Submittals

Regions can access the contractor's initial submittal; which again, is the prime contractor's best information at the time of the letting as to which bid items and what overall percentage of the work it will perform. This information can be particularly useful to the regions before the contractor submits a sublet request, and may also be of some value during the region's approval of sublet requests.

However, as noted earlier in this procedure, the prime contractor is not obligated to perform the work as shown on the initial submittal. At its discretion, the prime contractor may decide to complete the work differently, provided it complies with standard spec 108.1. In situations where the prime contractor is performing significantly more than 30% of the work, there is little need for the regions to do detailed crosschecks between the contractor's initial submittal and subsequent sublet requests. Conversely, when prime contractor's work is only slightly greater than 30%, regions are more likely to compare the contractor's sublet requests to its initial submittal. If they are quite different, regions may question the contractor on how it intends to maintain compliance with the 30% rule.

260.3 Public Improvement Liens

Information on filing a claim for a person providing services or materials to a prime contractor performing work for the department can be found at:

<https://wisconsin.gov/Pages/doing-business/eng-consultants/cnslt-rsrcs/lien.aspx>

260.4 Review of subcontracts

As part of the oversight agreement with FHWA, the department will perform reviews on any tier of subcontract. The purpose of this review is to ensure that any sublet agreements contain, at a minimum, the required documentation from the contract between the department and the prime contractor. [Standard spec 108.1.1](#) allows the Engineer to request submission of a subcontract or other agreements for review.

The Bureau of Project Development (BPD) Oversight Engineer will review the sublet agreement for the following documentation:

- ASP-4: Payment to all Subcontractors
- FHWA 1273

The Oversight Engineer will choose one of the contractor's or subcontractor's sublet agreements to review. The review can take place at any time during construction of the project. For the sublet agreement that is chosen, the party issuing the agreement must provide an executed copy to the Oversight Engineer. The agreement issuer may redact specific financial information in the review copy presented to the Oversight Engineer.

The Oversight Engineer will review the sublet agreement for the required documentation and return the copy of the sublet agreement back to the contractor or subcontractor that submitted it for review.

If any of the required documentation is found to be missing, the Oversight Engineer may elect to review additional sublet agreements. The contractor will add the missing documentation to its sublet agreements and ensure that the missing documentation is attached to any subsequent sublet agreements at any tier.