Wisconsin Department of Transportation

Division of Transportation Systems Development
Bureau of Project Development
4822 Madison Yards Way, 4th Floor South
Madison, WI 53705

Telephone: (608) 266-1631
Facsimile (FAX): (608) 266-8459

October 6, 2025

NOTICE TO ALL CONTRACTORS:

Proposal #11: 1166-04-84, WISC 2026027
Portage - Coloma
Columbia Co Line to Fawn Court, Sb
IH 039
Marquette County

Letting of October 14, 2025

This is Addendum No. 01, which provides for the following:

Special Provisions:

Revised Special Provisions	
Article No.	Description
3	Prosecution and Progress

Schedule of Items:

Revised Bid Item Quantities					
Bid Item	Item Description	Unit	Proposal Total Prior to Addendum	Proposal Quantity Change (-)	Proposal Total After Addendum
614.2300	MGS Guardrail 3	LF	3,362.5	-162	3,200.5
614.2500	MGS Thrie Beam Transition	LF	402.2	37.5	439.7
614.2620	MGS Guardrail Terminal Type 2	Each	4	-1	3
690.0250	Sawing Concrete	LF	6,296	42	6,338

Added Bid Item Quantities					
Bid Item	Item Description	Unit	Proposal Total Prior to Addendum	Quantity Added	Proposal Total After Addendum
204.0175	Removing Slope Paving	SY	0	21	21
603.1142	Concrete Barrier Type S42	LF	0	137.5	137.5
604.0400	Slope Paving Concrete	SY	0	21	21
650.7500	Construction Staking Concrete Barrier	LF	0	138	138
612.0406	Pipe Underdrain Wrapped 6-Inch	LF	0	50	50

Plan Sheets:

Revised Plan Sheets	
Plan Sheet	Plan Sheet Title (brief description of changes to sheet)
7	Typical Section (added detail for Concrete Barrier and removal and replacing slope paving)
21	Guardrail & Erosion Control (Added notes for Concrete Barrier addition)
72	Miscellaneous Quantities (updated quantities)
77	Miscellaneous Quantities (updated quantities)
82	Miscellaneous Quantities (updated quantities)
294	Cross Section: IH-39 Southbound (updated cross section for Concrete Barrier and Slope Paving)
295	Cross Section: IH-39 Southbound (updated cross section for Concrete Barrier and Slope Paving)

Added Plan Sheets	
Plan Sheet	Plan Sheet Title (brief description of why sheet was added)
123A	SDD 14B20-12H (Added SDD for Thrie beam connection to concrete barrier)
132A	SDD 14B32-11A (Added SDD for Concrete Barrier Single Slope)
132B	SDD 14B32-11B (Added SDD for Concrete Barrier Single Slope)
132C	SDD 14B33-02G (Added SDD for Concrete Barrier Single Slope 42” Thrie Beam Anchor)
132D	SDD 14B33-02H (Added SDD for Concrete Barrier Single Slope 42” Thrie Beam Anchor)
295A	Cross Section: IH-39 Southbound (updated cross section for Concrete Barrier and Slope Paving)

The responsibility for notifying potential subcontractors and suppliers of these changes remains with the prime contractor.

Sincerely,

Mike Coleman

Proposal Development Specialist
Proposal Management Section

ADDENDUM NO.01

1166-04-84

October 6, 2025

Special Provisions

3. Prosecution and Progress.

Replace entire section titled **Construction Staging** *with the following:*

Construction Staging

Complete paving on both travel lanes and shoulders to the same lift of asphalt prior to reopening SB IH 39 to two lanes of traffic.

Schedule of Items

Attached, dated October 6, 2025, are the revised Schedule of Items Pages 1 – 11.

Plan Sheets

The following 8½ x 11-inch sheets are attached and made part of the plans for this proposal:
Revised: 7, 21, 72, 77, 82, 294, and 295.
Added: 123A, 132A, 132B, 132C, 132D, and 295A.

END OF ADDENDUM

2

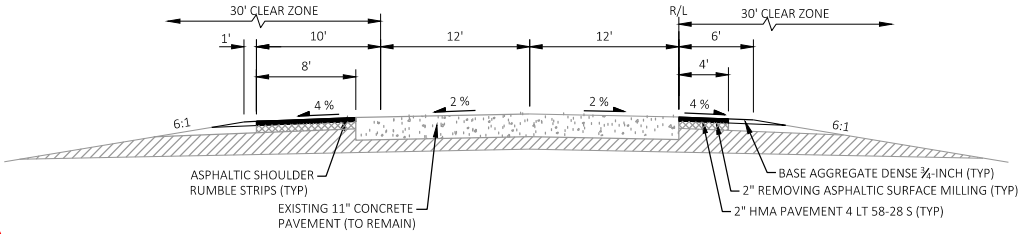

FINISHED TYPICAL SECTION - IH-39 SB

STA 105'SB'+31.78 - STA 120'SB'+75

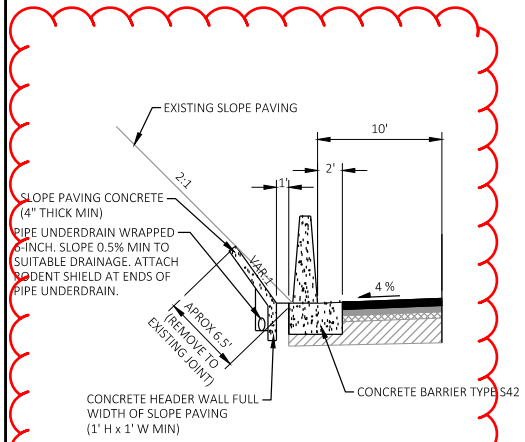

SECTION A-A

STA 538'SB'+50 - STA 539'SB'+87.5

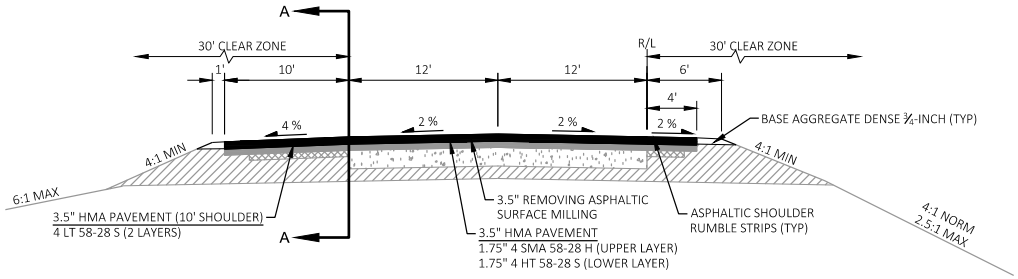

FINISHED TYPICAL SECTION - IH-39 SB

STA 120'SB'+75 - STA 415'SB'+80
STA 517'SB'+10 - STA 542'SB'+00

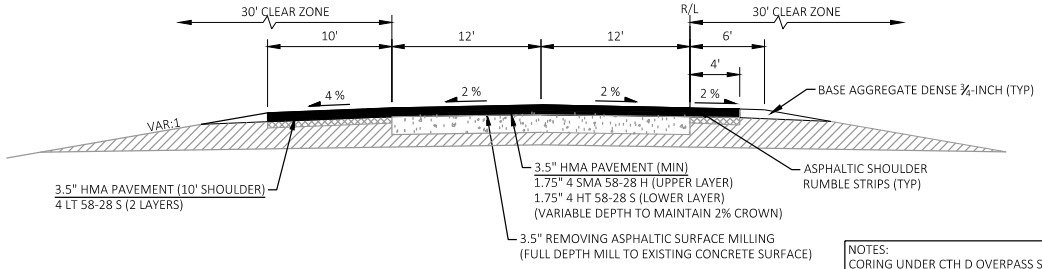

FINISHED TYPICAL SECTION - IH-39 SB

STA 415'SB'+80 - STA 446'SB'+13
STA 511'SB'+26 - STA 517'SB'+10

NOTES:
CORING UNDER CTH D OVERPASS SHOWS 8.25" OF HMA OVER BASE. LIMITS OF EXISTING CONCRETE UNDER THIS STRUCTURE ARE UNKNOWN.

EXISTING CONCRETE HAS A 1% CROSS SLOPE.

Addendum No. 01
ID 1166-04-84
Revised Sheet 7
October 6, 2025

PROJECT NO: 1166-04-84	HWY: IH 39	COUNTY: MARQUETTE	TYPICAL SECTIONS	SHEET 7	E

2

STA 538+90 SB - STA 539+34 SB
REMOVING CONCRETE SLOPE PAVING
SAWCUT REQ'D (APPROX 6.5', REMOVE
TO EXISTING JOINT)
SLOPE PAVING CONCRETE (MATCH THE
EXISTING JOINT SPACING ON THE SLOPE
PAVING.)

ALLIANT ENERGY ELEC

MGS GUARDRAIL 3,
MGS THRIE BEAM TRANSITION, &
MGS GUARDRAIL TERMINAL EAT

POST 1 541+78.12, 36' LT
POST 5 541+53.12, 35' LT
POST 9 541+28.12, 34' LT
TAPER 541+25.00, 34' LT

N

CONCRETE BARRIER TYPE S42

SLOPE INTERCEPT

RT: 538'SB+44.75

STEEL THRIE BEAM BULLNOSE TERMINAL
STA 538+19.75 SB, 23.56' RT

IH 39 SB

STEEL THRIE BEAM BULLNOSE TERMINAL
STA 539+57.24 SB, 23.71' RT

537'SB'+00 538'SB'+00 539'SB'+00 540'SB'+00 541'SB'+00 542'SB'+00 543'SB'+00

SLOPE INTERCEPT

ADD DITCH CHECK AT
STA 536+00

STEEL THRIE BEAM BULLNOSE TERMINAL
STA 538+19.68 SB, 37.76' RT

STEEL THRIE BEAM

STEEL THRIE BEAM BULLNOSE TERMINAL
STA 539+57.23 SB, 37.91' RT

TYPE A

IH 39 NB

CTH D

LEGEND

- SURFACE WATER FLOW
- EROSION MAT CLASS I TYPE B URBAN
- RIPRAP MEDIUM (UNLESS NOTED OTHERWISE)
- SILT FENCE
- INLET PROTECTION (TYPE AS NOTED)
- CULVERT PIPE CHECKS
- TEMPORARY DITCH CHECKS

MGS GUARDRAIL TERMINAL TYPE 2

WETLAND BOUNDRY

MGS GUARDRAIL 3 &
MGS GUARDRAIL TERMINAL EAT

SLOPE INTERCEPT

POST 1 579+28.67, 36' LT
POST 5 579+03.67, 35' LT
POST 9 578+78.67, 34' LT
TAPER 578+75.55, 34' LT

N

IH 39 SB

574'SB'+00 575'SB'+00 576'SB'+00 577'SB'+00 578'SB'+00 579'SB'+00

Addendum No. 01
ID 1166-04-84
Revised Sheet 21
October 6, 2025

PROJECT NO: 1166-04-84	HWY: IH 39	COUNTY: MARQUETTE	GUARDRAIL DETAILS & EROSION CONTROL	SHEET 21	E

FILE NAME : I:\41\410884_IH 39 MARQUETTE CNTY\C3D\SHEETS\021002-CD.DWG
LAYOUT NAME - 021014-cd
PLOT DATE : 10/2/2025 9:27 AM PLOT BY : RESHESKE, CARRIE PLOT NAME : PLOT SCALE : ##########

3

REMOVING SMALL PIPE CULVERTS & INLETS

STATION	LOCATION	203.0100 REMOVING SMALL PIPE EACH	204.0220 REMOVING INLETS EACH	SIZE/TYPE
385+81	IH 38, LT	1	1	58'x12" CMCP
	TOTAL 0010	**1**	**1**	

REMOVING CONCRETE PAVEMENT, CONCRETE PAVEMENT PARTIAL DEPTH AND ASPHALTIC SURFACE

CATEGORY	STATION	TO	STATION	LOCATION	204.0100 REMOVING CONCRETE PAVEMENT SY	204.0109.S REMOVING CONCRETE SURFACE PARTIAL DEPTH SF	204.0110 REMOVING ASPHALTIC SURFACE SY	204.0175 REMOVING CONCRETE SLOPE PAVING SY
0010				APPROACH SLABS @ CTH O	142	1,268	--	--
				CONCRETE SURFACE FLUME @ STH 23/CTH P	6	--	--	--
				TRANSITION @ STH 23/CTH P	--	1,268	--	--
	25+00 P	-	34+18 P	STH 23/CTH P SHOULDERS	--	--	620	--
	25+58 P	-	25+80 P	STH 23/CTH P MEDIAN	--	--	20	--
	27+87 P	-	27+97 P	STH 23/CTH P MEDIAN	--	--	8	--
	30+87 P	-	30+97 P	STH 23/CTH P MEDIAN	--	--	11	--
	32+79 P	-	32+89 P	STH 23/CTH P MEDIAN	--	--	5	--
	33+46 P	-	33+74 P	STH 23/CTH P MEDIAN	--	--	27	--
	310+28 AD	-	319+23 AD	STH 23/CTH P ENTRANCE RAMP	--	--	751	--
	318+94 AC	-	330+00 AC	STH 23/CTH P EXIT RAMP	--	--	941	--
				APPROACH SLABS @ CTH CX/GAIL LN	178	1,268	--	--
	532+00 BC	-	539+71 BC	CTH D ENTRANCE RAMP	--	--	618	--
	538+90	-	539+34	IH 39 SB	--	--	--	21
				APPROACH SLAB @ FAWN CT	77	634	--	--
				TOTAL 0010	**403**	**4,438**	**3,001**	**21**
0020	17+07 P	-	17+12 P	STH 23/CTH P	--	--	14	--
	17+12 P	-	25+00 P	STH 23/CTH P SHOULDERS	--	--	606	--
				TOTAL 0020	**0**	**0**	**620**	**0**
				PROJECT TOTAL	**403**	**4,438**	**3,621**	**21**

REMOVING CURB & GUTTER

STATION	LOCATION	204.0150 REMOVING CURB & GUTTER LF
25+75 P	STH 23/CTH P	14
27+93 P	STH 23/CTH P	6
27+93 P	STH 23/CTH P	1
30+93 P	STH 23/CTH P	6
32+85 P	STH 23/CTH P	11
33+46 P	STH 23/CTH P	11
	BC RAMP	25
	TOTAL 0010	**74**

REMOVING SURFACE DRAINS

STATION	LOCATION	204.0190 REMOVING SURFACE DRAINS EACH
209+42	RT	1
385+66	RT	1
385+81	LT	1
	TOTAL 0010	**3**

REMOVING ASPHALTIC SURFACE MILLING

STATION	TO	STATION	LOCATION		204.0120 REMOVING ASPHALTIC SURFACE MILLING SY	* MILL DEPTH (INCHES)
105+42	-	111+41	IH 39 SB	LT/RT SHOULDERS	871	2
112+35	-	120+75	IH 39 SB	LT/RT SHOULDERS	1,345	2
120+85	-	209+24	IH 39 SB	MAINLINE & SHLDRS	37,372	3.5
211+02	-	317+43	IH 39 SB	MAINLINE & SHLDRS	46,820	3.5
319+76	-	383+93	IH 39 SB	MAINLINE & SHLDRS	28,003	3.5
385+95	-	415+80	IH 39 SB	MAINLINE & SHLDRS	12,687	3.5
415+80	-	517+10	IH 39 SB	MAINLINE & SHLDRS	42,972	3.5
517+10	-	542+08	IH 39 SB	MAINLINE & SHLDRS	11,581	3.5
542+18	-	639+11	IH 39 SB	MAINLINE & SHLDRS	38,741	4
638+00	-	650+60	IH 39 SB	MAINLINE & SHLDRS	5,296	1.75
652+76	-	663+00	IH 39 SB	MAINLINE & SHLDRS	4,442	1.75
663+10	-	745+77	IH 39 SB	MAINLINE & SHLDRS	34,352	4
		123+00	IH 39 SB	MAINTENANCE X-OVER	184	2
		194+64	IH 39 SB	MAINTENANCE X-OVER	145	2
		222+21	IH 39 SB	MAINTENANCE X-OVER	147	2
		284+76	IH 39 SB	MAINTENANCE X-OVER	111	2
		341+69	IH 39 SB	MAINTENANCE X-OVER	159	2
		440+45	IH 39 SB	MAINTENANCE X-OVER	91	2
		521+53	IH 39 SB	MAINTENANCE X-OVER	148	2
		622+24	IH 39 SB	MAINTENANCE X-OVER	387	1
		726+45	IH 39 SB	MAINTENANCE X-OVER	185	1
14+72 D	-	16+87 D	CTH D	MAINLINE & SHOULDERS LT/RT	841	2
19+11 D	-	21+06 D	CTH D	MAINLINE & SHOULDERS LT/RT	705	2
619+40 CC	-	650+15 CC	STH 82/23 ENTRANCE RAMP	RAMP & SHLDRS	7,243	1
652+25 CD	-	671+79 CD	STH 82/23 EXIT RAMP	RAMP & SHLDRS	5,096	1
			WZ/STRUCT ENTRANCE/EXIT TAPER	RUMBLE STRIPS	1,585	2
				TOTAL 0010	**281,509**	

* FOR INFORMATION PURPOSES ONLY

REMOVING GUARDRAIL

STATION	TO	STATION	LOCATION	204.0165 REMOVING GUARDRAIL LF
112+23	-	114+46	IH 39 SB, LT	223
112+23	-	114+46	IH 39 SB, RT	223
130+10	-	131+79	IH 39, MEDIAN	350
210+75	-	211+70	IH 39 SB, LT	95
210+75	-	214+07	IH 39 SB, RT	332
319+62	-	320+56	IH 39 SB, LT	94
319+55	-	322+87	IH 39 SB, RT	332
385+75	-	387+19	IH 39 SB, LT	144
385+57	-	388+89	IH 39 SB, RT	332
442+54	-	446+15	IH 39 SB, RT	361
504+74	-	505+96	IH 39 SB, LT	122
511+24	-	514+82	IH 39 SB, RT	358
538+04	-	539+73	IH 39, MEDIAN	351
538+31	-	541+72	IH 39 SB, LT	341
574+24	-	579+27	IH 39 SB, LT	503
671+84	-	681+50	IH 39 SB, LT	966
			TOTAL 0010	**5,127**

Addendum No. 01
ID 1166-04-84
Revised Sheet 72
October 6, 2025

ALL ITEMS ON THIS SHEET ARE PROJECT ID 1166-04-84 CATEGORY 0010 UNLESS OTHERWISE NOTED

3

CONCRETE CURB & GUTTER

STATION	TO	STATION	LOCATION	601.0409 CONCRETE CURB & GUTTER 30-INCH TYPE A LF	601.0555 CONCRETE CURB & GUTTER 6-INCH SLOPED 36-INCH TYPE A LF	620.0300 CONCRETE MEDIAN SLOPED NOSE SF	NOSE TYPE
		25+75	STH 23/CTH P	–	--	69	1
		32+85	STH 23/CTH P	–	--	72	1
			STH 23/CTH P	9	--	--	
14+61	-	14+95	CTH D	–	34	--	
			TOTAL 0010	**9**	**34**	**141**	

CONCRETE BARRIER TYPE S42

STATION	TO	STATION	LOCATION	603.1142 CONCRETE BARRIER TYPE S42 LF	650.7500 CONSTRUCTION STAKING CONCRETE BARRIER LF
538+50	-	539+87.5	IH 39 SB, LT	137.5	138
			TOTAL 0010	**137.5**	**138**

SLOPE PAVING CONCRETE & PIPE UNDERDRAIN WRAPPED 6-INCH

STATION	TO	STATION	LOCATION	604.0400 SLOPE PAVING CONCRETE SY	612.0406 PIPE UNDERDRAIN WRAPPED 6-INCH LF
538+90	-	539+34	IH 39 SB	21	50
			TOTAL 0010	**21**	**50**

ADJUSTING INLET COVERS

STATION	LOCATION	* 611.8115 ADJUSTING INLET COVERS EACH
27+93 P	10.3' LT, STH 23/CTH P	1
27+93 P	2' LT, STH 23/CTH P	1
30+93 P	4.9' LT, STH 23/CTH P	1
30+93 P	18.1' LT, STH 23/CTH P	1
	TOTAL 0010	**4**
	PROJECT TOTAL	**7**

* QUANTITY LOCATED ELSEWHERE IN THE PLAN

MGS GUARDRAIL

STATION	TO	STATION	LOCATION	614.0220 STEEL THRIE BEAM BULLNOSE TERMINAL EACH	614.0230 STEEL THRIE BEAM LF	614.2300 MGS GUARDRAIL 3 LF	614.2330 MGS GUARDRAIL 3 K LF	614.2500 MGS THRIE BEAM TRANSITION LF	614.2610 MGS GUARDRAIL TERMINAL EAT EACH	614.2620 MGS GUARDRAIL TERMINAL TYPE 2 EACH
112+25	-	115+16	IH 39 SB, LT	–	--	200	--	39.4	1	--
112+25	-	115+16	IH 39 SB, RT	–	--	200	--	39.4	1	--
130+15	-	131+74	IH 39, MEDIAN	2	105	--	--	--	–	--
210+79	-	213+70	IH 39 SB, LT	–	--	200	--	39.4	1	--
210+79	-	214+33	IH 39 SB, RT	–	--	262.5	--	39.4	1	--
319+66	-	322+57	IH 39 SB, LT	–	--	200	--	39.4	1	--
319+60	-	323+13	IH 39 SB, RT	–	--	262.5	--	39.4	1	--
385+79	-	388+70	IH 39 SB, LT	–	--	200	--	39.4	1	--
385+61	-	389+14	IH 39 SB, RT	–	--	262.5	--	39.4	1	--
442+05	-	446+13	IH 39 SB, RT	–	--	362.5	37.5	8.2	–	1
504+76	-	506+04	IH 39 SB, LT	–	--	200.0	--	39.4	1	--
511+26	-	514+79	IH 39 SB, RT	–	--	262.5	--	39.4	1	--
538+04	-	539+73	IH 39, MEDIAN	2	125	--	--	--	–	--
539+87	-	541+78	IH 39 SB, LT	–	--	138	--	37.5	1	--
574+25	-	579+28	IH 39 SB, LT	–	--	450	--	--	1	1
671+84	-	681+50	IH 39 SB, LT	–	--	912.5	--	--	1	1
			TOTAL 0010	**4**	**230**	**3,200.5**	**37.5**	**439.7**	**13**	**3**

DELINEATORS

CATEGORY	STATION	TO	STATION	LOCATION	204.0180 REMOVING DELINEATORS AND MARKERS EACH	633.0100 DELINEATOR POSTS STEEL EACH	633.0500 DELINEATOR REFLECTORS EACH	TYPE / COLOR
0010	105+32	-	305+00	IH 39 SB	50	46	50	SINGLE / WHITE
				IH 39 SB	--	8	16	DOUBLE / WHITE
	310+00	-	333+00	IH 39 SB	9	6	6	SINGLE / WHITE
	306+00 AC	-	319+25 AC	CTH P/STH 23 ENTRANCE RAMP	20	17	17	SINGLE / WHITE
	319+00 AD	-	333+00 AD	CTH P/STH 23 EXIT RAMP	14	15	15	SINGLE / WHITE
				CTH P/STH 23 EXIT RAMP	--	3	6	DOUBLE / WHITE
	333+00	-	527+00	IH 39 SB	49	46	50	SINGLE / WHITE
	527+00 BC	-	539+25 BC	CTH D ENTRANCE RAMP	15	11	11	SINGLE / WHITE
				CTH D ENTRANCE RAMP	--	6	12	DOUBLE / WHITE
	533+00	-	620+00	IH 39 SB	22	20	28	SINGLE / WHITE
	638+00	-	666+00	IH 39 SB	8	8	8	SINGLE / WHITE
	620+00 CC	-	650+25 CC	STH 82/STH 23 ENTRANCE RAMP	30	18	18	SINGLE / WHITE
				STH 82/STH 23 ENTRANCE RAMP	--	14	28	DOUBLE / WHITE
	652+25 CD	-	671+79 CD	STH 82/STH 23 EXIT RAMP	20	18	18	SINGLE / WHITE
				STH 82/STH 23 EXIT RAMP	--	3	6	DOUBLE / WHITE
	672+00	-	746+07	IH 39 SB	19	17	26	SINGLE / WHITE
			UNDISTRIBUTED		--	54	54	
				TOTAL 0010	**256**	**310**	**369**	
0020	26+25 P	-	33+00 P	STH 23	3	3	3	SINGLE / WHITE
				TOTAL 0020	**3**	**3**	**3**	
				PROJECT TOTAL	**259**	**313**	**372**	

Addendum No. 01
ID 1166-04-84
Revised Sheet 77
October 6, 2025

ALL ITEMS ON THIS SHEET ARE PROJECT ID 1166-04-84 CATEGORY 0010 UNLESS OTHERWISE NOTED

3

MARKING CURB & ISLAND NOSE EPOXY

STATION	TO	STATION	LOCATION	646.8120 MARKING CURB EPOXY LF	646.8220 MARKING ISLAND NOSE EPOXY EACH
319+00 AD	-	333+00 AD	STH 23/CTH P EXIT RAMP	113	--
25+00 P	-	34+18 P	STH 23/CTH P	137	3
			TOTAL 0010	**250**	**3**

SAWING

CATEGORY	STATION	TO	STATION	LOCATION	690.0150 SAWING ASPHALT LF	690.0250 SAWING CONCRETE LF
0010			209+10	APPROACH SLAB	57	24
			210+86	APPROACH SLAB	51	24
	310+28 AC	-	319+23 AC	STH 23/CTH P ENTRANCE RAMP	–	560
	318+94 AD	-	330+00 AD	STH 23/CTH P EXIT RAMP	–	565
	25+34 P	-	34+18 P	STH 23/CTH P EB MAINLINE	40	1,565
	25+07 P	-	33+83 P	STH 23/CTH P WB MAINLINE	–	1,405
			384+09	APPROACH SLAB	51	24
			385+79	APPROACH SLAB	47	24
	385+61	-	386+20	CURB	106	21
	532+00 BC	-	539+71 BC	CTH D ENTRANCE RAMP	–	650
	538+90	-	539+34	IH 39 SB SLOPE PAVING	–	42
			745+92	APPROACH SLAB	57	24
				TOTAL 0010	**409**	**4,928**
0020	17+14 P	-	25+35 P	STH 23/CTH P EB MAINLINE	–	760
	17+14 P	-	25+13 P	STH 23/CTH P WB MAINLINE	–	650
				TOTAL 0020	**0**	**1,410**
				PROJECT TOTAL	**409**	**6,338**

CONSTRUCTION STAKING

STATION	TO	STATION	LOCATION	650.8000 CONSTRUCTION STAKING RESURFACING REFERENCE LF	650.9920 CONSTRUCTION STAKING SLOPE STAKES LF
105+32	-	746+07	IH 39 SB	64,075	–
14+61 D	-	21+17 D	CTH D	656	–
632+00 CC	-	650+25 CC	STH 82/STH 23 ENTRANCE RAMP	1,825	–
652+25 CD	-	671+25 CD	STH 82/STH 23 EXIT RAMP	1,900	–
112+25	-	115+16	IH 39 SB, MGS AREA	--	291
130+15	-	131+74	IH 39 SB, MGS AREA	--	159
210+79	-	214+33	IH 39 SB, MGS AREA	--	354
319+60	-	323+13	IH 39 SB, MGS AREA	--	353
385+61	-	389+14	IH 39 SB, MGS AREA	--	353
442+50	-	446+13	IH 39 SB, MGS AREA	--	363
504+76	-	506+04	IH 39 SB, MGS AREA	--	128
511+26	-	514+79	IH 39 SB, MGS AREA	--	353
538+04	-	541+78	IH 39 SB, MGS AREA	--	374
574+25	-	579+28	IH 39 SB, MGS AREA	--	503
671+84	-	681+50	IH 39 SB, MGS AREA	--	966
			TOTAL 0010	**68,456**	**4,197**

REPLACE INLET ADJUSTING RINGS

STATION	LOCATION	SPV.0060.01 SPECIAL (01. REPLACE INLET ADJUSTING RINGS) EACH
449+69	IH 39 SB, RT	1
451+30	IH 39 SB, RT	1
455+33	IH 39 SB, RT	1
471+77	IH 39 SB, RT	1
478+26	IH 39 SB, RT	1
482+27	IH 39 SB, RT	1
485+00	IH 39 SB, RT	1
488+77	IH 39 SB, RT	1
492+77	IH 39 SB, RT	1
496+87	IH 39 SB, RT	1
498+67	IH 39 SB, RT	1
503+25	IH 39 SB, RT	1
508+86	IH 39 SB, RT	1
	TOTAL 0010	**13**

REMOVE & REPLACE CONCRETE BARRIER

STATION	TO	STATION	LOCATION	SPV.0090.01 SPECIAL (01. REMOVE & REPLACE CONCRETE BARRIER) LF
449+65	-	449+73	IH 39 SB, RT	8
451+26	-	451+34	IH 39 SB, RT	8
455+29	-	455+37	IH 39 SB, RT	8
456+99	-	457+05	IH 39 SB, RT	6
458+37	-	458+43	IH 39 SB, RT	6
471+73	-	471+93	IH 39 SB, RT	20
478+22	-	478+30	IH 39 SB, RT	8
482+23	-	482+31	IH 39 SB, RT	8
484+96	-	485+04	IH 39 SB, RT	8
488+73	-	488+81	IH 39 SB, RT	8
492+73	-	492+81	IH 39 SB, RT	8
496+83	-	496+91	IH 39 SB, RT	8
498+63	-	498+71	IH 39 SB, RT	8
503+21	-	503+36	IH 39 SB, RT	15
508+82	-	508+90	IH 39 SB, RT	8
			TOTAL 0010	**135**

Addendum No. 01
ID 1166-04-84
Revised Sheet 82
October 6, 2025

ALL ITEMS ON THIS SHEET ARE PROJECT ID 1166-04-84 CATEGORY 0010 UNLESS OTHERWISE NOTED

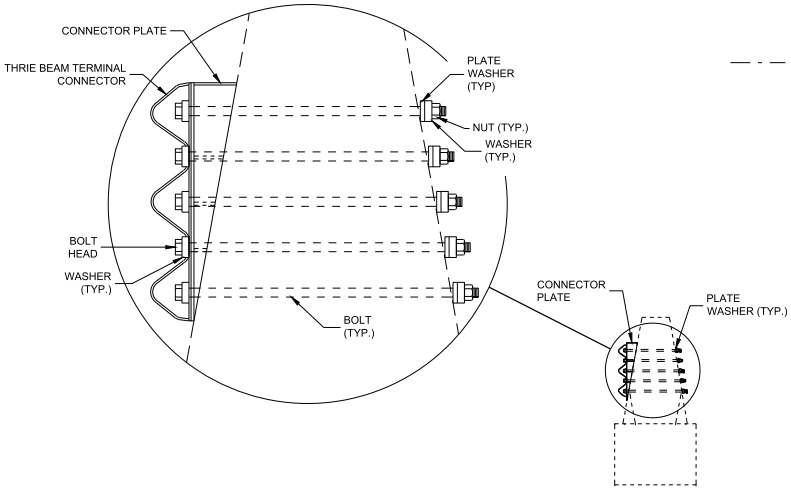

SECTION J - J

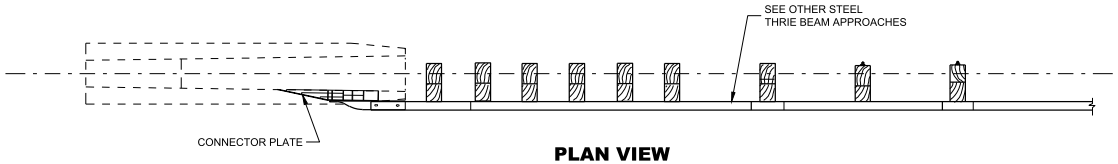

PLAN VIEW

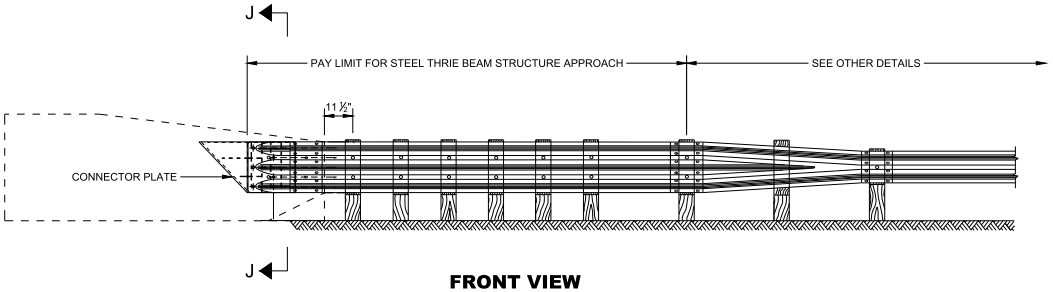

FRONT VIEW

GENERAL NOTES

CONSTRUCT PER STANDARD SPECIFICATION 614.

CONNECTOR PLATE, DRILLING BOLT HOLES THROUGH THE PARAPET, BOLTS, NUTS, WASHERS AND REPAIRING DAMAGED CONCRETE ARE INCIDENTAL TO THE CONTRACT.

(1) BOLTS MAY BE A325 BOLTS OR A449 BOLTS. BOLT LENGTH AND THREADING LENGTH ARE TO ALLOW FOR A TIGHT CONNECTION BETWEEN RIGID BARRIER AND THRIE BEAM CONNECTION PLATE. CONTRACTOR IS TO FIELD VERIFY BOLT LENGTH AND THREAD LENGTH. ONE ROUND WASHER REQUIRED BETWEEN BOLT HEAD AND THRIE BEAM TERMINAL CONNECTOR. BOLTS THAT EXTEND THROUGH THE PARAPET AND OUT THE BACK FACE REQUIRE A HARDENED ROUND STEEL WASHER THAT IS 2" O.D. X ⅝" THICK AND ONE PLATE WASHER. REPAIR ANY DAMAGED CONCRETE FROM BOLT INSTALLATION.

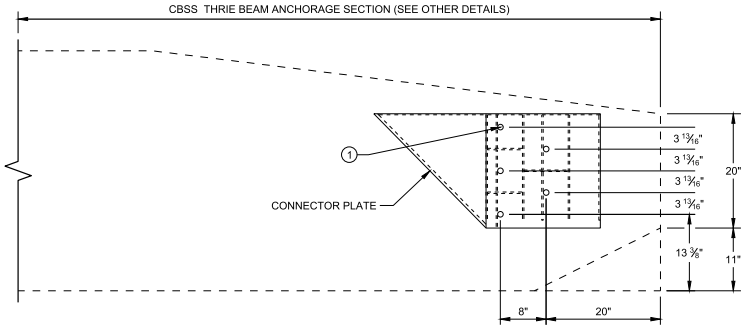

CONNECTOR PLATE PLACEMENT

STEEL THRIE BEAM STRUCTURE APPROACH

Addendum No. 01
ID 1166-04-84
Added Sheet 123A
October 6, 2025

MIDWEST GUARDRAIL SYSTEM (MGS) THRIE BEAM TRANSITION

STATE OF WISCONSIN
DEPARTMENT OF TRANSPORTATION

APPROVED
November 2022 — DATE
/S/ Rodney Taylor — ROADWAY STANDARDS DEVELOPMENT ENGINEER
FHWA

6

6

SDD 14B20 - 12h

SDD 14B20 - 12h

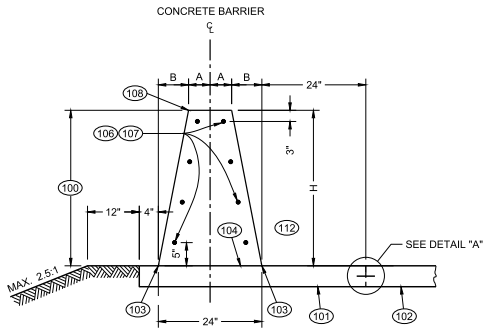

32 - INCH, 36 - INCH OR 42 - INCH SINGLE SLOPE CONCRETE BARRIER

(TYPE S32, TYPE S36, TYPE S42)

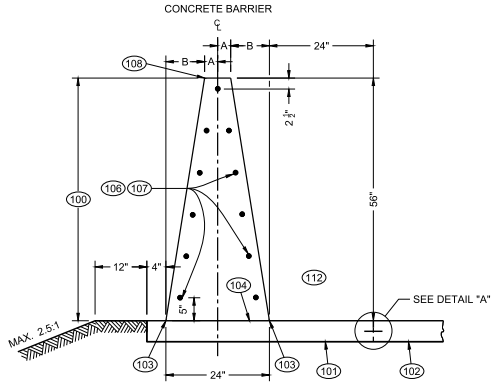

56 - INCH SINGLE SLOPE CONCRETE BARRIER

(TYPE S56)

GENERAL NOTES

WHERE THE CONCRETE BARRIER IS ADDED TO THE FACE OF EXISTING CONCRETE STRUCTURE, MATCH EXISTING WEEP HOLES.

LOCATE EXPANSION JOINTS IN CONCRETE BARRIER SHALL AT ALL DECK AND PRINCIPAL WALL JOINTS. FILL EXPANSION JOINT WITH EXPANSION JOINT MATERIAL. SEAL THE EXPANSION JOINT CONFORMING TO STANDARD SPECIFICATION 415.2.6.

PLACE BARRIER PERPENDICULAR TO SHOULDER GRADE, UNLESS INDICATED IN PLAN.

4000 PSI CONCRETE AIR ENTRAINMENT PER STANDARD SPECIFICATION 501.

2" CLEAR COVER TYPICAL

ANCHORS ARE REQUIRED AT CONCRETE BARRIER ENDS AND AT INTERRUPTIONS IN CONCRETE BARRIER. ANCHOR MAY BE AS SHOWN IN THIS SDD OR DETAIL SHOWN ON SDD 14B33. ANCHORS INCIDENTAL TO CBSS.

PROVIDE A 1" DEEP CONTRACTION JOINT IN BARRIER PAD AND BARRIER. JOINT IS TO MATCH ADJACENT CONCRETE JOINTS. NO DOWEL BARS ARE REQUIRED FOR BARRIER PAD. IF ADJACENT TO ASPHALT, CONTRACTION JOINT IS REQUIRED EVERY 15'.

ALL REBAR SHALL BE EPOXY COATED M31 TYPE S. SEE STANDARD SPECIFICATION 505.

CONCRETE BARRIER, UPPER CONCRETE BARRIER, LOWER CONCRETE BARRIER, CONCRETE BARRIER PAD, AND FOOTINGS ARE TERMS USED TO DESCRIBE PARTS OF SINGLE SLOPE CONCRETE BARRIER BID ITEMS. THESE PARTS ARE INCIDENTAL TO THE SINGLE SLOPE CONCRETE BARRIER BID ITEMS.

(100) CONCRETE BARRIER

(101) CONCRETE BARRIER PAD

(102) PAVEMENT

(103) WHERE VERTICAL ROADWAY OFFSET IS GREATER THAN 1 ½", USE TYPE A SINGLE SLOPE BARRIER.

(104) OPTIONAL CONSTRUCTION JOINT.

(105) CONSTRUCTION JOINTS MAY BE ELIMINATED WHEN CONCRETE SHOULDER IS LESS THAT 10'.

(106) STAGGER LAPPING OF LONGITUDINAL STEEL. MINIMUM OVERLAP OF STEEL IS 2' BARS AT LAPS TO BE FIRMLY TIED OR CONNECTED.

(107) NO. 5 CONTINUOUS BARS EVENLY SPACED (SEE TABLE "A").

(108) USE ¾" BEVEL OR 1" RADIUS ON ALL EXPOSED SHARP EDGES UNLESS OTHERWISE NOTED.

(109) CONCRETE BARRIER PAD UNDER CBSS MAY BE PLACED SEPARATELY OR PLACED WITH CONCRETE SHOULDER AND SAWED ⅓ DEPTH. CONCRETE BARRIER PAD AND SAWING OF CONCRETE SHOULDER IS INCIDENTAL TO CONCRETE BARRIER BID ITEM. CONCRETE BARRIER PAD MINIMUM DEPTH IS 6", OR EQUAL TO THE DEPTH OF THE CONCRETE SHOULDER.

(110) SEE SDD 15A04 FOR DELINEATOR DETAILS AND SPACING.

(111) SEE SDD 13C01 FOR DETAILS TYPING CONCRETE BARRIER TO ADJACENT CONCRETE

(112) TRAFFIC SIDE

TABLE "A"

BARRIER HEIGHT H INCHES	A INCHES	B INCHES	NUMBER OF NO. 5 BARS EACH
32	7	5	8
36	6 ¼	5 ¾	8
42	5 ¼	6 ¾	10
56	3	9	11

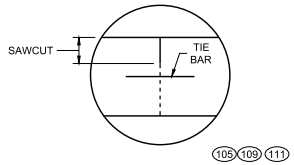

DETAIL "A"

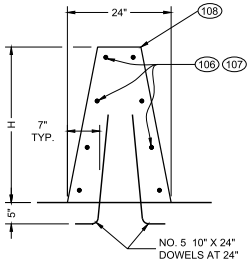

SINGLE SLOPE CONCRETE BARRIER ON BRIDGE

(NON OUTER PARAPET APPLICATION)

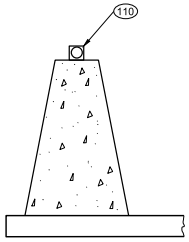

DELINEATION

Addendum No. 01
ID 1166-04-84
Added Sheet 132A
October 6, 2025

CONCRETE BARRIER SINGLE SLOPE (CBSS)

STATE OF WISCONSIN
DEPARTMENT OF TRANSPORTATION

6

SDD 14B32-11a

6

SDD 14B32-11a

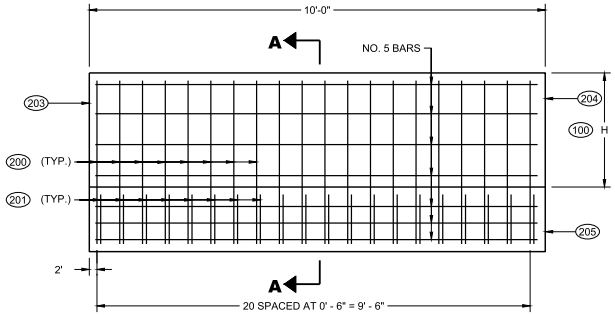

END ANCHOR SINGLE SLOPE CONCRETE BARRIER

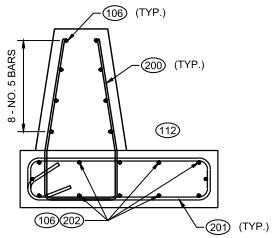

32" AND 36" CBSS

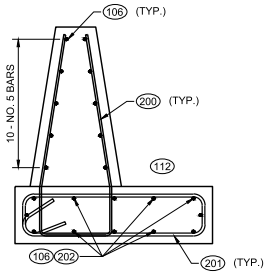

42" CBSS

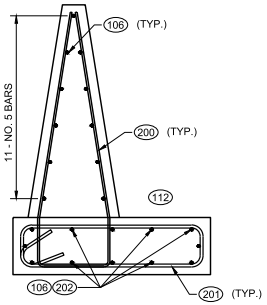

56" CBSS

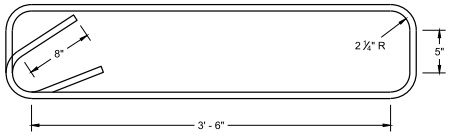

STIRRUP BAR BENDING DETAIL

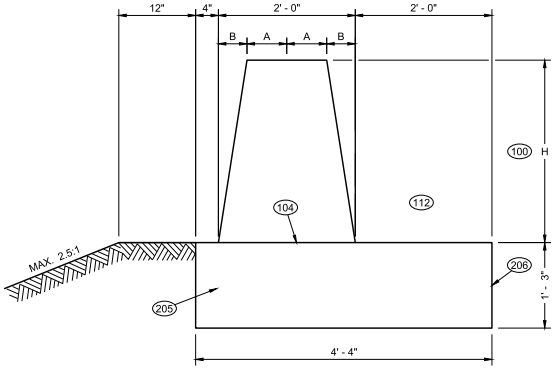

SECTION A - A

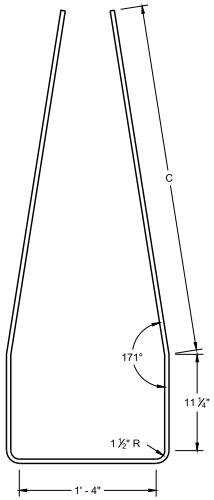

V1 BAR BENDING DETAIL

TABLE "B"

BARRIER HEIGHT H INCHES	C INCHES
32	2' - 6"
36	2' - 11"
42	3' - 4"
56	4' - 6 ½"

GENERAL NOTES

200 V1 BARS ARE NO. 5 BARS. (SEE BAR BENDING DETAIL)

201 STIRRUPS ARE NO. 6 BARS. (SEE BAR BENDING DETAIL)

202 TWELVE (12) NO. 5 BARS EVENLY SPACED

203 END OF INSTALLATION OR EXPANSION JOINT.

204 SEE COLD JOINT DETAIL TO CONNECT END ANCHOR SINGLE SLOPE CONCRETE BARRIER TO SINGLE SLOPE CONCRETE BARRIER.

205 FOOTING

206 DO NOT TIE TO FOOTING TO ADJACENT PAVEMENT.

Addendum No. 01
ID 1166-04-84
Added Sheet 132B
October 6, 2025

CONCRETE BARRIER SINGLE SLOPE (CBSS)

STATE OF WISCONSIN
DEPARTMENT OF TRANSPORTATION

6
SDD 14B32-11b

SDD 14B33-g Concrete Barrier Single Slope 42" Thrie Beam Anchor - Barrier Layout

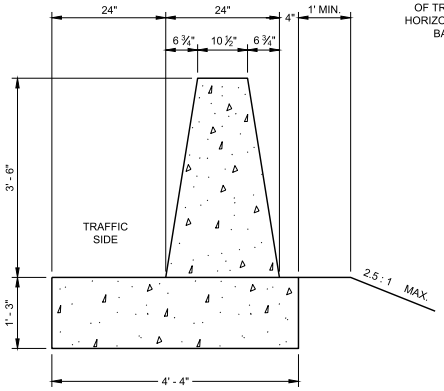

SECTION A - A

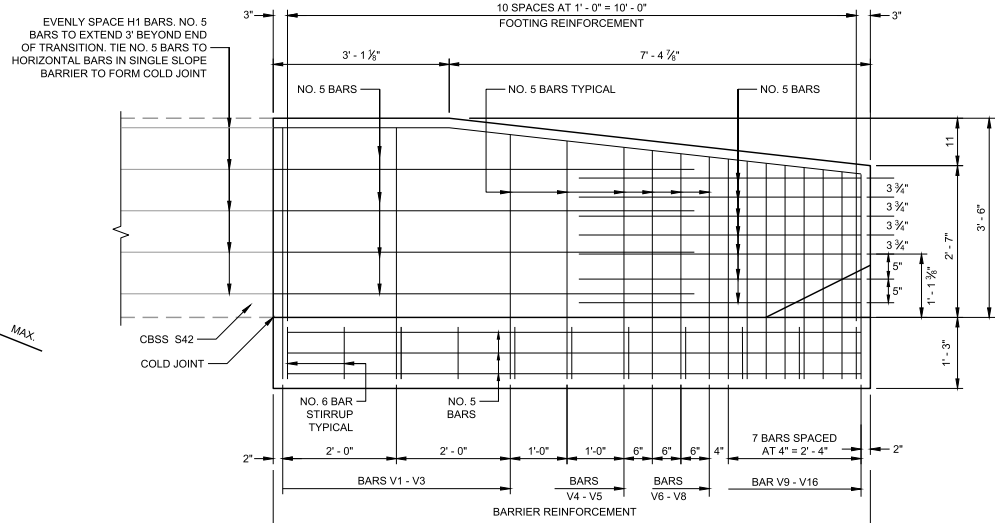

SEE SECTIONS 1 THRU 16

ELEVATION VIEW

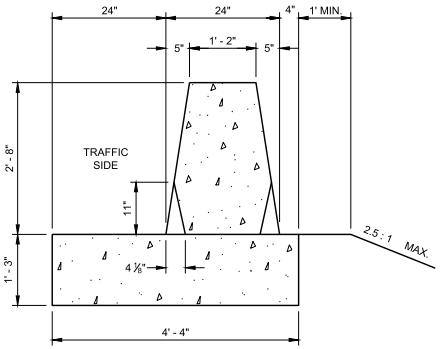

SECTION B - B

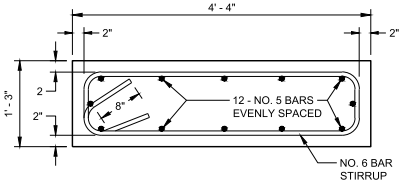

TYPICAL FOOTING

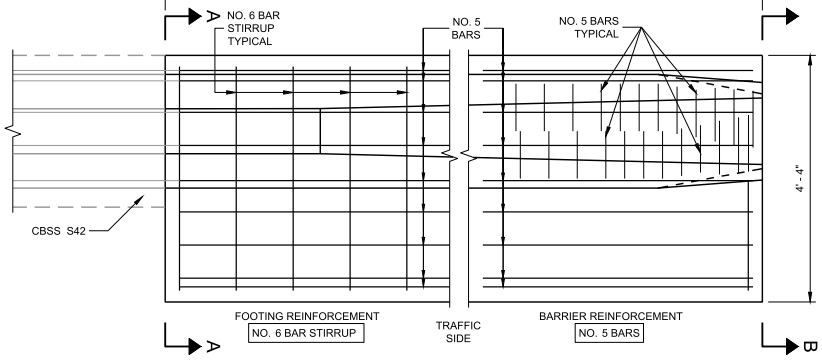

PLAN VIEW

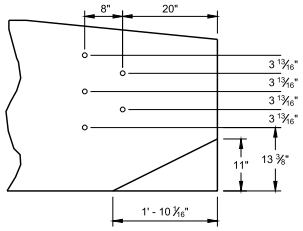

PVC PIPE LOCATIONS

GENERAL NOTES

CONSTRUCT PER STANDARD SPECIFICATION 603.

SPLICES OF LONGITUDINAL BARS TO BE 2' LONG AND FIRMLY TIED AND FASTENED TOGETHER UNLESS OTHERWISE NOTED.

4000 PSI CONCRETE AIR ENTRAINMENT PER STANDARD SPECIFICATIONS SECTION 501.

USE ¾" BEVEL OR 1" RADIUS ON ALL EXPOSED SHARP EDGES UNLESS OTHERWISE NOTED.

THRIE BEAM ANCHOR INCIDENTAL TO CONCRETE BARRIER ITEM.

INSTALL SCHEDULE 40 PVC PIPE 1" DIAMETER AT LOCATIONS INDICATED.

EXTEND PVC PIPE COMPLETELY THROUGH BARRIER.

CUT ENDS OF PVC PIPE FLUSH WITH FINISHED FACE OF BARRIER.

THE NUMBER IN BAR DESIGNATION REPRESENTS THE BARS LOCATION.

2" CLEAR COVER TYPICAL.

Addendum No. 01
ID 1166-04-84
Added Sheet 132C
October 6, 2025

CONCRETE BARRIER SINGLE SLOPE 42" THRIE BEAM ANCHOR

STATE OF WISCONSIN
DEPARTMENT OF TRANSPORTATION

6

6

SDD 14B33 - 02g

SDD 14B33 - 02g

SDD 14B33-h Concrete Barrier Single Slope 42" Thrie Beam Anchor - Steel Layout

BAR CHART
BAR POSITIONS
1 - 11

BAR	A
V1	3' - 4 ½"
V2	3' - 4 ½"
V3	3' - 2 ½"
V4	3' - 1"
V5	2' - 11 ½"
V6	2' - 11"
V7	2' - 10 ½"
V8	2' - 9 ½"
V9	2' - 9"
V10	2' - 8 ½"
V11	2' - 8"

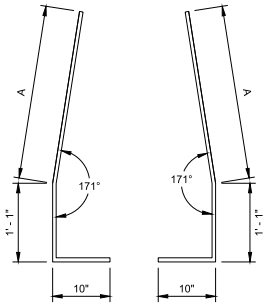

BAR BENDING DETAIL
SECTIONS V1 - V4

BAR CHART
BAR POSITIONS
12 - 13

BAR	A	B
V12	1' - 3"	2' - 6"
V13	1' - 8"	2' - 1 ½"

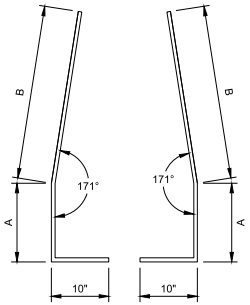

BAR BENDING DETAIL
SECTIONS V12 - V13

BAR CHART
BAR POSITIONS
14 - 16

BAR	A	B
V14	6"	2' - 1"
V15	8"	1' - 11"
V16	10"	1' - 8 ½"

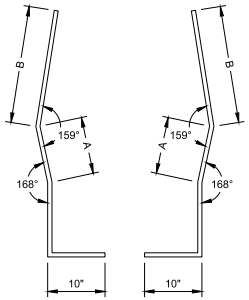

BAR BENDING DETAIL
SECTIONS V14 - V16

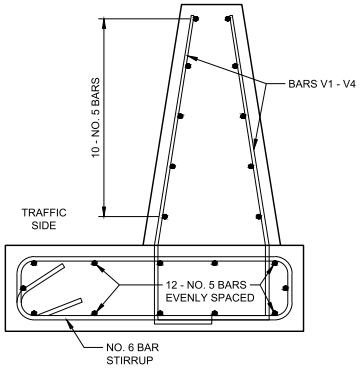

BAR DETAIL
SECTIONS 1 - 4

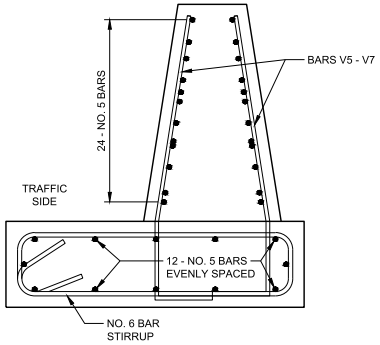

BAR DETAIL
SECTIONS 5 - 7

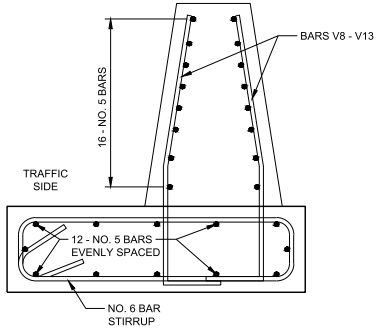

BAR DETAIL
SECTIONS 8 - 13

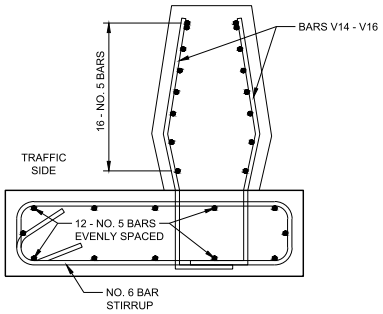

BAR DETAIL
SECTIONS 14 - 16

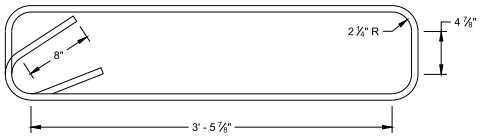

STIRRUP BAR
BENDING DETAIL

Addendum No. 01
ID 1166-04-84
Added Sheet 132D
October 6, 2025

CONCRETE BARRIER
SINGLE SLOPE 42"
THRIE BEAM ANCHOR

STATE OF WISCONSIN
DEPARTMENT OF TRANSPORTATION

APPROVED
February 2020 — DATE
/S/ Rodney Taylor — ROADWAY STANDARDS DEVELOPMENT ENGINEER
FHWA

6

SDD 14B33 - 02h

6

SDD 14B33 - 02h

Addendum No. 01
ID 1166-04-84
Revised Sheet 294
October 6, 2025

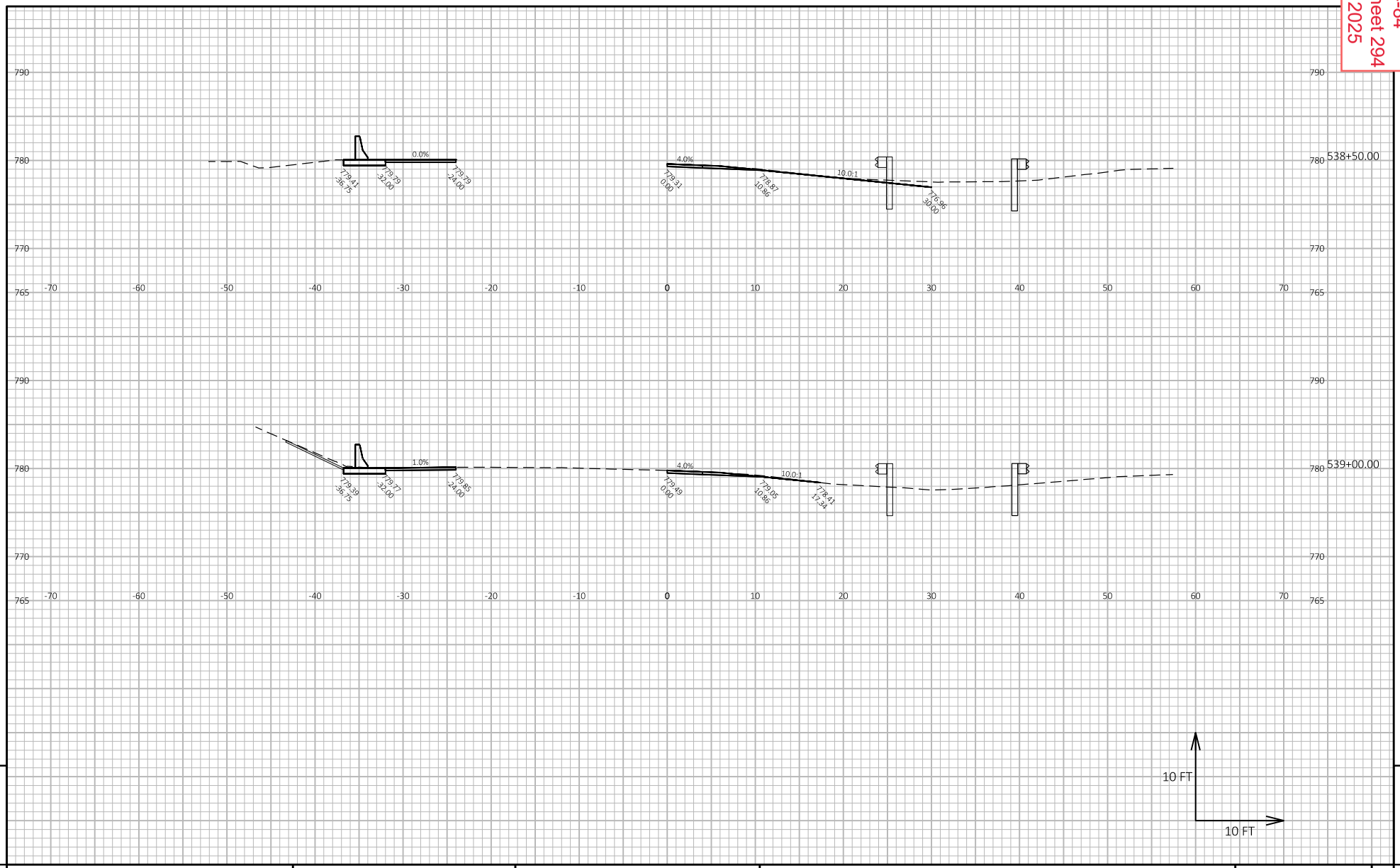

9

9

PROJECT NO: 1166-04-84	HWY: IH 39	COUNTY: MARQUETTE	CROSS SECTIONS: IH-39 SOUTHBOUND	SHEET 294	E

FILE NAME : I:\41\410884_IH 39 MARQUETTE CNTY\C3D\DSGN\CRDR\CRDR-IH39.DWG
LAYOUT NAME - GR-B3
PLOT DATE : 9/25/2025 4:06 PM
PLOT BY : HEDRINGTON, MARK
PLOT NAME :
PLOT SCALE : 1 IN:10 FT HORZ. / 1 IN:10 FT VERT.
WISDOT/CADDS SHEET 49

Addendum No. 01
ID 1166-04-84
Revised Sheet 295
October 6, 2025

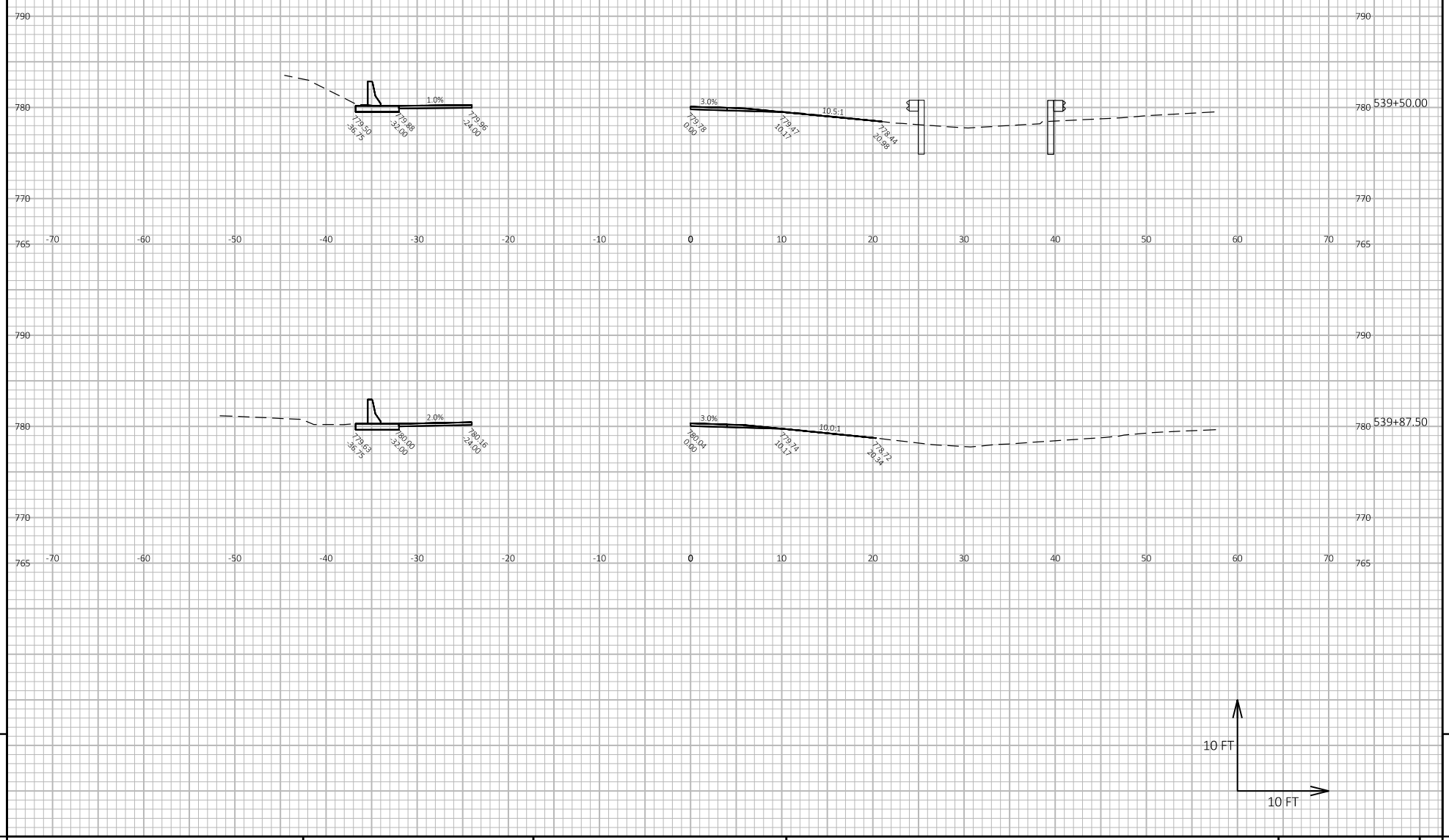

9

9

PROJECT NO: 1166-04-84	HWY: IH 39	COUNTY: MARQUETTE	CROSS SECTIONS: IH-39 SOUTHBOUND	SHEET 295	E

FILE NAME : I:\41\410884_IH 39 MARQUETTE CNTY\C3D\DSGN\CRDR\CRDR-IH39.DWG
LAYOUT NAME - GR-B4

PLOT DATE : 9/25/2025 4:06 PM PLOT BY : HEDRINGTON, MARK PLOT NAME : PLOT SCALE : 1 IN:10 FT HORZ. / 1 IN:10 FT VERT.

WISDOT/CADDS SHEET 49

Addendum No. 01
ID 1166-04-84
Added Sheet 295A
October 6, 2025



9

9

PROJECT NO: 1166-04-84	HWY: IH 39	COUNTY: MARQUETTE	CROSS SECTIONS: IH-39 SOUTHBOUND	SHEET 295 A	E

FILE NAME : I:\41\410884_IH 39 MARQUETTE CNTY\C3D\DSGN\CRDR\CRDR-IH39.DWG
LAYOUT NAME - GR-B5

PLOT DATE : 9/25/2025 4:06 PM PLOT BY : HEDRINGTON, MARK PLOT NAME : PLOT SCALE : 1 IN:10 FT HORZ. / 1 IN:10 FT VERT.

WISDOT/CADDS SHEET 49

Proposal ID: 20251014011 **Project(s):** 1166-04-84

Federal ID(s): WISC 2026027

SECTION: 0001 Contract Items

Alt Set ID: **Alt Mbr ID:**

Proposal Line Number	Item ID Description	Approximate Quantity and Units	Unit Price	Bid Amount
0002	203.0100 Removing Small Pipe Culverts	1.000 EACH	_____._____	_____._____
0004	203.0220 Removing Structure (structure) 01. B-39-22	1.000 EACH	_____._____	_____._____
0006	203.0330 Debris Containment (structure) 01. B-39-22	1.000 EACH	_____._____	_____._____
0008	203.0335 Debris Containment Over Waterway (structure) 01. B-39-06	1.000 EACH	_____._____	_____._____
0010	204.0100 Removing Concrete Pavement	403.000 SY	_____._____	_____._____
0012	204.0109.S Removing Concrete Surface Partial Depth	4,438.000 SF	_____._____	_____._____
0014	204.0110 Removing Asphaltic Surface	3,621.000 SY	_____._____	_____._____
0016	204.0115 Removing Asphaltic Surface Butt Joints	1,414.000 SY	_____._____	_____._____
0018	204.0120 Removing Asphaltic Surface Milling	281,509.000 SY	_____._____	_____._____
0020	204.0150 Removing Curb & Gutter	74.000 LF	_____._____	_____._____
0022	204.0165 Removing Guardrail	5,127.000 LF	_____._____	_____._____
0024	204.0180 Removing Delineators and Markers	259.000 EACH	_____._____	_____._____
0026	204.0190 Removing Surface Drains	3.000 EACH	_____._____	_____._____
0028	204.0220 Removing Inlets	1.000 EACH	_____._____	_____._____
0030	205.0100 Excavation Common	585.000 CY	_____._____	_____._____

Proposal ID: 20251014011 **Project(s):** 1166-04-84

Federal ID(s): WISC 2026027

SECTION: 0001 Contract Items

Alt Set ID: **Alt Mbr ID:**

Proposal Line Number	Item ID Description	Approximate Quantity and Units	Unit Price	Bid Amount
0032	206.1001 Excavation for Structures Bridges (structure) 01. B-39-22	1.000 EACH	_____._____	_____._____
0034	208.0100 Borrow	1,168.000 CY	_____._____	_____._____
0036	210.1500 Backfill Structure Type A	2.000 TON	_____._____	_____._____
0038	211.0101 Prepare Foundation for Asphaltic Paving (project) 01. 1166-04-84	1.000 EACH	_____._____	_____._____
0040	213.0100 Finishing Roadway (project) 01. 1166-04-84	1.000 EACH	_____._____	_____._____
0042	305.0110 Base Aggregate Dense 3/4-Inch	7,940.000 TON	_____._____	_____._____
0044	415.0120 Concrete Pavement 12-Inch	234.000 SY	_____._____	_____._____
0046	415.0410 Concrete Pavement Approach Slab	231.000 SY	_____._____	_____._____
0048	416.0610 Drilled Tie Bars	732.000 EACH	_____._____	_____._____
0050	416.0620 Drilled Dowel Bars	1,547.000 EACH	_____._____	_____._____
0052	416.1710 Concrete Pavement Repair	910.000 SY	_____._____	_____._____
0054	416.1720 Concrete Pavement Replacement	941.000 SY	_____._____	_____._____
0056	420.1000 Continuous Diamond Grinding Concrete Pavement	4,030.000 SY	_____._____	_____._____
0058	450.4000 HMA Cold Weather Paving	1,000.000 TON	_____._____	_____._____
0060	455.0605 Tack Coat	37,946.000 GAL	_____._____	_____._____

Proposal ID: 20251014011 **Project(s):** 1166-04-84

Federal ID(s): WISC 2026027

SECTION: 0001 Contract Items

Alt Set ID: **Alt Mbr ID:**

Proposal Line Number	Item ID Description	Approximate Quantity and Units	Unit Price	Bid Amount
0062	460.0105.S HMA Percent Within Limits (PWL) Test Strip Volumetrics	2.000 EACH	_____._____	_____._____
0064	460.0110.S HMA Percent Within Limits (PWL) Test Strip Density	2.000 EACH	_____._____	_____._____
0066	460.0115.S HMA Pavement Test Strip Volumetrics	1.000 EACH	_____._____	_____._____
0068	460.0120.S HMA Pavement Test Strip Density	1.000 EACH	_____._____	_____._____
0070	460.2000 Incentive Density HMA Pavement	23,056.000 DOL	1.00000	23,056.00
0072	460.5224 HMA Pavement 4 LT 58-28 S	14,050.000 TON	_____._____	_____._____
0074	460.6424 HMA Pavement 4 MT 58-28 H	2,360.000 TON	_____._____	_____._____
0076	460.7223 HMA Pavement 3 HT 58-28 S	10,200.000 TON	_____._____	_____._____
0078	460.7224 HMA Pavement 4 HT 58-28 S	12,840.000 TON	_____._____	_____._____
0080	460.8424 HMA Pavement 4 SMA 58-28 H	19,380.000 TON	_____._____	_____._____
0082	460.9000.S Material Transfer Vehicle	1.000 EACH	_____._____	_____._____
0084	465.0105 Asphaltic Surface	429.000 TON	_____._____	_____._____
0086	465.0110 Asphaltic Surface Patching	260.000 TON	_____._____	_____._____
0088	465.0510 Asphaltic Rumble Strips, Shoulder Divided Roadway	124,095.000 LF	_____._____	_____._____
0090	502.0100 Concrete Masonry Bridges	1.900 CY	_____._____	_____._____

Proposal ID: 20251014011 **Project(s):** 1166-04-84

Federal ID(s): WISC 2026027

SECTION: 0001 Contract Items

Alt Set ID: **Alt Mbr ID:**

Proposal Line Number	Item ID Description	Approximate Quantity and Units	Unit Price	Bid Amount
0092	502.3205 Pigmented Surface Sealer Reseal	182.000 SY	_____._____	_____._____
0094	502.4205 Adhesive Anchors No. 5 Bar	26.000 EACH	_____._____	_____._____
0096	505.0600 Bar Steel Reinforcement HS Coated Structures	370.000 LB	_____._____	_____._____
0098	509.0301 Preparation Decks Type 1	10.000 SY	_____._____	_____._____
0100	509.0302 Preparation Decks Type 2	4.000 SY	_____._____	_____._____
0102	509.0310.S Sawing Pavement Deck Preparation Areas	100.000 LF	_____._____	_____._____
0104	509.1500 Concrete Surface Repair	90.000 SF	_____._____	_____._____
0106	509.2000 Full-Depth Deck Repair	1.000 SY	_____._____	_____._____
0108	509.2100.S Concrete Masonry Deck Repair	1.000 CY	_____._____	_____._____
0110	509.5100.S Polymer Overlay	362.000 SY	_____._____	_____._____
0112	509.9015.S Removing Polymer Overlay (structure) 01. B-39-06	362.000 SY	_____._____	_____._____
0114	516.0500 Rubberized Membrane Waterproofing	2.000 SY	_____._____	_____._____
0116	520.8000 Concrete Collars for Pipe	2.000 EACH	_____._____	_____._____
0118	520.8700 Cleaning Culvert Pipes	3.000 EACH	_____._____	_____._____
0120	521.1012 Apron Endwalls for Culvert Pipe Steel 12-Inch	1.000 EACH	_____._____	_____._____

Proposal ID: 20251014011 **Project(s):** 1166-04-84

Federal ID(s): WISC 2026027

SECTION: 0001 Contract Items

Alt Set ID: **Alt Mbr ID:**

Proposal Line Number	Item ID Description	Approximate Quantity and Units	Unit Price	Bid Amount
0122	524.0118 Culvert Pipe Salvaged 18-Inch	32.000 LF	_____._____	_____._____
0124	524.0618 Apron Endwalls for Culvert Pipe Salvaged 18-Inch	2.000 EACH	_____._____	_____._____
0126	524.0624 Apron Endwalls for Culvert Pipe Salvaged 24-Inch	1.000 EACH	_____._____	_____._____
0128	524.0660 Apron Endwalls for Culvert Pipe Salvaged 60-Inch	1.000 EACH	_____._____	_____._____
0130	530.0112 Culvert Pipe Corrugated Polyethylene 12-Inch	70.000 LF	_____._____	_____._____
0132	601.0409 Concrete Curb & Gutter 30-Inch Type A	32.000 LF	_____._____	_____._____
0134	601.0555 Concrete Curb & Gutter 6-Inch Sloped 36-Inch Type A	34.000 LF	_____._____	_____._____
0136	601.0588 Concrete Curb & Gutter 4-Inch Sloped 36-Inch Type TBT	119.000 LF	_____._____	_____._____
0138	601.0590 Concrete Curb & Gutter 4-Inch Sloped 36-Inch Type TBTT	23.000 LF	_____._____	_____._____
0140	602.3010 Concrete Surface Drains	2.000 CY	_____._____	_____._____
0142	606.0200 Riprap Medium	12.000 CY	_____._____	_____._____
0144	611.0654 Inlet Covers Type V	1.000 EACH	_____._____	_____._____
0146	611.3220 Inlets 2x2-FT	1.000 EACH	_____._____	_____._____
0148	611.8115 Adjusting Inlet Covers	7.000 EACH	_____._____	_____._____

Proposal ID: 20251014011 **Project(s):** 1166-04-84

Federal ID(s): WISC 2026027

SECTION: 0001 Contract Items

Alt Set ID: **Alt Mbr ID:**

Proposal Line Number	Item ID Description	Approximate Quantity and Units	Unit Price	Bid Amount
0150	612.0406 Pipe Underdrain Wrapped 6-Inch	74.000 LF	_____._____	_____._____
0152	614.0150 Anchor Assemblies for Steel Plate Beam Guard	4.000 EACH	_____._____	_____._____
0154	614.0220 Steel Thrie Beam Bullnose Terminal	4.000 EACH	_____._____	_____._____
0156	614.0230 Steel Thrie Beam	230.000 LF	_____._____	_____._____
0158	614.2300 MGS Guardrail 3	3,200.500 LF	_____._____	_____._____
0160	614.2330 MGS Guardrail 3 K	37.500 LF	_____._____	_____._____
0162	614.2500 MGS Thrie Beam Transition	439.700 LF	_____._____	_____._____
0164	614.2610 MGS Guardrail Terminal EAT	13.000 EACH	_____._____	_____._____
0166	614.2620 MGS Guardrail Terminal Type 2	3.000 EACH	_____._____	_____._____
0168	618.0100 Maintenance and Repair of Haul Roads (project) 01. 1166-04-84	1.000 EACH	_____._____	_____._____
0170	619.1000 Mobilization	1.000 EACH	_____._____	_____._____
0172	620.0300 Concrete Median Sloped Nose	167.000 SF	_____._____	_____._____
0174	624.0100 Water	135.000 MGAL	_____._____	_____._____
0176	625.0100 Topsoil	11,570.000 SY	_____._____	_____._____
0178	628.1504 Silt Fence	8,330.000 LF	_____._____	_____._____

Proposal ID: 20251014011 **Project(s):** 1166-04-84

Federal ID(s): WISC 2026027

SECTION: 0001 Contract Items

Alt Set ID: **Alt Mbr ID:**

Proposal Line Number	Item ID Description	Approximate Quantity and Units	Unit Price	Bid Amount
0180	628.1520 Silt Fence Maintenance	8,330.000 LF	_____._____	_____._____
0182	628.1905 Mobilizations Erosion Control	2.000 EACH	_____._____	_____._____
0184	628.1910 Mobilizations Emergency Erosion Control	4.000 EACH	_____._____	_____._____
0186	628.2008 Erosion Mat Urban Class I Type B	10,020.000 SY	_____._____	_____._____
0188	628.7005 Inlet Protection Type A	8.000 EACH	_____._____	_____._____
0190	628.7010 Inlet Protection Type B	19.000 EACH	_____._____	_____._____
0192	628.7015 Inlet Protection Type C	4.000 EACH	_____._____	_____._____
0194	628.7020 Inlet Protection Type D	3.000 EACH	_____._____	_____._____
0196	628.7504 Temporary Ditch Checks	255.000 LF	_____._____	_____._____
0198	629.0210 Fertilizer Type B	8.700 CWT	_____._____	_____._____
0200	630.0130 Seeding Mixture No. 30	520.000 LB	_____._____	_____._____
0202	630.0200 Seeding Temporary	125.000 LB	_____._____	_____._____
0204	630.0500 Seed Water	140.000 MGAL	_____._____	_____._____
0206	633.0100 Delineator Posts Steel	313.000 EACH	_____._____	_____._____
0208	633.0500 Delineator Reflectors	372.000 EACH	_____._____	_____._____
0210	633.5200 Markers Culvert End	4.000 EACH	_____._____	_____._____

Proposal ID: 20251014011 **Project(s):** 1166-04-84

Federal ID(s): WISC 2026027

SECTION: 0001 Contract Items

Alt Set ID: **Alt Mbr ID:**

Proposal Line Number	Item ID Description	Approximate Quantity and Units	Unit Price	Bid Amount
0212	642.5201 Field Office Type C	1.000 EACH	_____._____	_____._____
0214	643.0300 Traffic Control Drums	139,700.000 DAY	_____._____	_____._____
0216	643.0370.S Digital Speed Reduction System (DSRS)	2,530.000 DAY	_____._____	_____._____
0218	643.0420 Traffic Control Barricades Type III	12,840.000 DAY	_____._____	_____._____
0220	643.0705 Traffic Control Warning Lights Type A	22,450.000 DAY	_____._____	_____._____
0222	643.0715 Traffic Control Warning Lights Type C	11,890.000 DAY	_____._____	_____._____
0224	643.0810.S Connected Arrow Board	460.000 DAY	_____._____	_____._____
0226	643.0900 Traffic Control Signs	40,150.000 DAY	_____._____	_____._____
0228	643.0910 Traffic Control Covering Signs Type I	7.000 EACH	_____._____	_____._____
0230	643.0920 Traffic Control Covering Signs Type II	33.000 EACH	_____._____	_____._____
0232	643.1050 Traffic Control Signs PCMS	1,090.000 DAY	_____._____	_____._____
0234	643.1205.S Basic Traffic Queue Warning System	480.000 DAY	_____._____	_____._____
0236	643.1220.S Connected Work Zone Start and End Location Markers	960.000 DAY	_____._____	_____._____
0238	643.3165 Temporary Marking Line Paint 6-Inch	272,700.000 LF	_____._____	_____._____
0240	643.3180 Temporary Marking Line Removable Tape 6-Inch	147,790.000 LF	_____._____	_____._____

Proposal ID: 20251014011 **Project(s):** 1166-04-84

Federal ID(s): WISC 2026027

SECTION: 0001 Contract Items

Alt Set ID: **Alt Mbr ID:**

Proposal Line Number	Item ID Description	Approximate Quantity and Units	Unit Price	Bid Amount
0242	643.5000 Traffic Control	1.000 EACH	_____._____	_____._____
0244	645.0120 Geotextile Type HR	34.000 SY	_____._____	_____._____
0246	646.2020 Marking Line Epoxy 6-Inch	2,974.000 LF	_____._____	_____._____
0248	646.2025 Marking Line Grooved Black Epoxy 6-Inch	16,044.000 LF	_____._____	_____._____
0250	646.2040 Marking Line Grooved Wet Ref Epoxy 6-Inch	160,607.000 LF	_____._____	_____._____
0252	646.4020 Marking Line Epoxy 10-Inch	136.000 LF	_____._____	_____._____
0254	646.4040 Marking Line Grooved Wet Ref Epoxy 10-Inch	5,031.000 LF	_____._____	_____._____
0256	646.5420 Marking Aerial Enforcement Bar Epoxy	10.000 EACH	_____._____	_____._____
0258	646.6120 Marking Stop Line Epoxy 18-Inch	39.000 LF	_____._____	_____._____
0260	646.7220 Marking Chevron Epoxy 24-Inch	397.000 LF	_____._____	_____._____
0262	646.8120 Marking Curb Epoxy	250.000 LF	_____._____	_____._____
0264	646.8220 Marking Island Nose Epoxy	3.000 EACH	_____._____	_____._____
0266	646.9000 Marking Removal Line 4-Inch	84,507.000 LF	_____._____	_____._____
0268	650.8000 Construction Staking Resurfacing Reference	68,456.000 LF	_____._____	_____._____
0270	650.9911 Construction Staking Supplemental Control (project) 01. 1166-04-84	1.000 EACH	_____._____	_____._____

Proposal ID: 20251014011 **Project(s):** 1166-04-84

Federal ID(s): WISC 2026027

SECTION: 0001 Contract Items

Alt Set ID: **Alt Mbr ID:**

Proposal Line Number	Item ID Description	Approximate Quantity and Units	Unit Price	Bid Amount
0272	650.9920 Construction Staking Slope Stakes	4,197.000 LF	_____._____	_____._____
0274	690.0150 Sawing Asphalt	409.000 LF	_____._____	_____._____
0276	690.0250 Sawing Concrete	6,338.000 LF	_____._____	_____._____
0278	740.0440 Incentive IRI Ride	49,090.000 DOL	1.00000	49,090.00
0280	ASP.1T0A On-the-Job Training Apprentice at $5.00/HR	2,100.000 HRS	5.00000	10,500.00
0282	ASP.1T0G On-the-Job Training Graduate at $5.00/HR	4,800.000 HRS	5.00000	24,000.00
0284	SPV.0055 Special 01. Incentive Density PWL HMA Pavement	19,590.000 DOL	1.00000	19,590.00
0286	SPV.0055 Special 02. Incentive Air Voids HMA Pavement	22,920.000 DOL	1.00000	22,920.00
0288	SPV.0055 Special 03. Incentive Density HMA Longitudinal Joint	12,700.000 DOL	1.00000	12,700.00
0290	SPV.0060 Special 01. Replace Inlet Adjustment Rings	13.000 EACH	_____._____	_____._____
0292	SPV.0060 Special 02. Digital Speed Limit Pad	26.000 EACH	_____._____	_____._____
0294	SPV.0090 Special 01. Remove & Replace Concrete Barrier	135.000 LF	_____._____	_____._____
0296	SPV.0165 Special 01. Slab Underside Concrete Surface Repair	132.000 SF	_____._____	_____._____
0298	SPV.0180 Special 01. Removing Distressed Asphaltic Surface Milling	2,300.000 SY	_____._____	_____._____

Proposal ID: 20251014011 **Project(s):** 1166-04-84

Federal ID(s): WISC 2026027

SECTION: 0001 Contract Items

Alt Set ID: **Alt Mbr ID:**

Proposal Line Number	Item ID Description	Approximate Quantity and Units	Unit Price	Bid Amount
0300	SPV.0195 Special 01. Concrete Joint and Crack Cleaning and Repair	100.000 TON	_____._____	_____._____
0302	204.0175 Removing Concrete Slope Paving	21.000 SY	_____._____	_____._____
0304	603.1142 Concrete Barrier Type S42	137.500 LF	_____._____	_____._____
0306	604.0400 Slope Paving Concrete	21.000 SY	_____._____	_____._____
0308	650.7500 Construction Staking Concrete Barrier	138.000 LF	_____._____	_____._____

Section: 0001 **Total:** _____._____

Total Bid: _____._____