



Wisconsin Department of Transportation

October 31, 2024

**Division of Transportation Systems
Development**

Bureau of Project Development
4822 Madison Yards Way, 4th Floor South
Madison, WI 53705

Telephone: (608) 266-1631
Facsimile (FAX): (608) 266-8459

NOTICE TO ALL CONTRACTORS:

Proposal #44: 1050-01-79, WISC 2025063
Chippewa Falls – Cadott
50th Avenue Bridge B-09-0309
STH 29
Chippewa County

1050-01-79, WISC 2025063
Chippewa Falls – CTH K
CTH J & 50th Ave Intersection
CTH J
Chippewa County

Letting of November 12, 2024

This is Addendum No. 01, which provides for the following:

Plan Sheets:

Revised Plan Sheets	
Plan Sheet	Plan Sheet Title (brief description of changes to sheet)
193	Revised bottom of substructure elevations to match other structure plan sheets.
196	Revised bottom of substructure elevations to match other structure plan sheets.

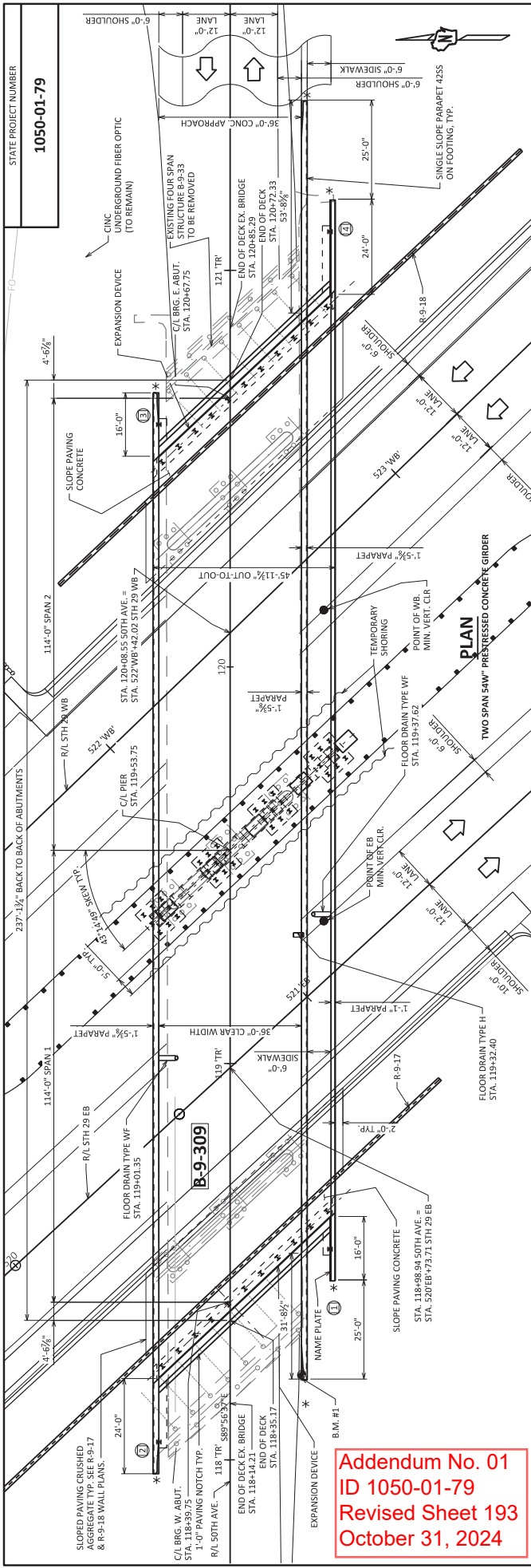
The responsibility for notifying potential subcontractors and suppliers of these changes remains with the prime contractor.

Sincerely,

Mike Coleman

Proposal Development Specialist
Proposal Management Section

END OF ADDENDUM



LIST OF DRAWINGS:

- 1. GENERAL PLAN AND ELEVATION
- 2. NOTES AND
- 3. QUANTITIES
- 4. CROSS SECTION AND DETAILS
- 5. SUBSURFACE EXPLORATION
- 6. WEST ABUTMENT
- 7. WING 1 DETAILS
- 8. WEST ABUTMENT DETAILS

LEGEND

- COST OF EXCAVATION SHALL BE INCLUDED IN THE CONTRACT PRICE FOR "EXCAVATION FOR STRUCTURES BRIDGES B-9-309".
- ANCHOR ASSEMBLY FOR STEEL PLATE BEAM GUARD REQUIRED.
- INDICATES WING WALL NUMBER
- FIXED BEARING
- EXP. EXPANSION BEARING

BENCH MARK

NO.	STATION	DESCRIPTION	ELEV.
#1	118+21.55 50TH AVE., 18.00'-FT. RT.	END OF SW WING	944.22

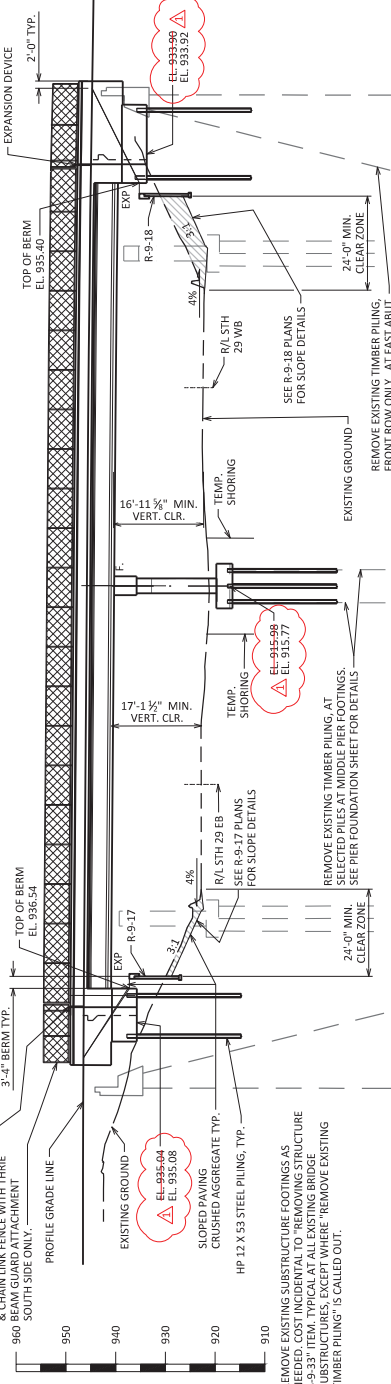
- 32. VERTICAL FACE PARAPET 'A'
- 33. SINGLE SLOPE PARAPET 4255
- 34. NORTH DOWNSPOUT DETAILS
- 35. W. ABUT. PARAPET FOOTING
- 36. W. ABUT. PARAPET FOOTING
- 37. E. ABUT. PARAPET FOOTING
- 38. E. ABUT. PARAPET FOOTING
- 39. NORTH DOWNSPOUT DETAILS
- 40. NORTH DOWNSPOUT DETAILS
- 41. DOWNSPOUT PLAN
- 42. DOWNSPOUT ELEVATION
- 43. DOWNSPOUT DETAILS

- 17. ABUTMENT ELASTOMERIC BEARINGS
- 18. SAW PRESTRESSED GIRDER DETAILS 1
- 19. SAW PRESTRESSED GIRDER DETAILS 2
- 20. STEEL DIAPHRAGM
- 21. SUPERSTRUCTURE DETAILS
- 22. SUPERSTRUCTURE DETAILS
- 23. SUPERSTRUCTURE PLAN
- 24. SUPERSTRUCTURE GIRDER LAYOUT
- 25. SUPERSTRUCTURE BILL OF BARS
- 26. FLOOR DRAIN TYPE 'H'
- 27. FLOOR DRAIN TYPE 'H'
- 28. EXPANSION DEVICE
- 29. COVER PLATES AT SIDEWALK
- 30. PARAPET 'A' COVER PLATE DETAILS
- 31. PLATE DETAILS

- 9. EAST ABUTMENT
- 10. EAST ABUTMENT
- 11. WING 4 DETAILS
- 12. EAST ABUTMENT DETAILS
- 13. PIER
- 14. PIER COLUMNS
- 15. PIER DETAILS
- 16. ALTERNATE CONSTRUCTION JOINT

- 32. VERTICAL FACE PARAPET 'A'
- 33. SINGLE SLOPE PARAPET 4255
- 34. NORTH DOWNSPOUT DETAILS
- 35. W. ABUT. PARAPET FOOTING
- 36. W. ABUT. PARAPET FOOTING
- 37. E. ABUT. PARAPET FOOTING
- 38. E. ABUT. PARAPET FOOTING
- 39. NORTH DOWNSPOUT DETAILS
- 40. NORTH DOWNSPOUT DETAILS
- 41. DOWNSPOUT PLAN
- 42. DOWNSPOUT ELEVATION
- 43. DOWNSPOUT DETAILS

10/28/24



ELEVATION

LOOKING NORTH

STRUCTURE DESIGN CONTACTS:


CHRISTOPHER WARCUN, PE
AMON BOMK

GENERAL PLAN AND ELEVATION

SHEET 1 OF 43
193

DATE: 08-15-2023

SCALE = 25



10/25/2024

NO.	DATE	REVISION
1	10/25/24	CORRECT ROT. SUBSTRUCT. E.L.

it ENGINEERING
REAL TRUSTED PROVEN
STATE OF WISCONSIN
DEPARTMENT OF TRANSPORTATION
ACCEPTED: _____ DATE: _____
STRUCTURE B-9-309
50TH AVE. OVER 5TH ST
COUNTY: CHIPPewa TOWN: LAFAYETTE
DESIGN SPEC: ASHOTO BRIDGE DESIGN SPECIFICATION
DESIGNED BY: _____ DRAWN BY: _____
CHECKED BY: _____

