Wisconsin Department of Transportation

Division of Transportation Systems Development
Bureau of Project Development
4822 Madison Yards Way, 4th Floor South
Madison, WI 53705

Telephone: (608) 266-1631
Facsimile (FAX): (608) 266-8459

September 26, 2024

NOTICE TO ALL CONTRACTORS:

Proposal #06:

1100-20-70, WISC 2025004
IH 41 Zoo Freeway
Burleigh St to Capitol Dr
IH 41
Milwaukee County

1100-20-71, WISC 2025005 IH 41 Zoo Freeway
Capitol Dr to Silver Springs Dr
IH 41
Milwaukee County

Letting of October 8, 2024

This is Addendum No. 02, which provides for the following:

Special Provisions:

Deleted Special Provisions	
Article No.	Description
60	HMA Pavement Percent Within Limits (PWL) QMP

Schedule of Items:

Revised Bid Item Quantities					
Bid Item	Item Description	Unit	Proposal Total Prior to Addendum	Proposal Quantity Change (-)	Proposal Total After Addendum
204.0157	Removing Concrete Barrier	LF	5,720	60	5,780
460.2000	Incentive Density HMA Pavement	DOL	16,600	-3,590	13,010
522.1018	Apron Endwalls for Culvert Pipe Reinforced Concrete – 18-inch	EA	8	1	9
603.1142	Concrete Barrier Type S42	LF	6,456	35	6,491
603.3213	Concrete Barrier Transition Type F32SF to S36	EA	9	1	10
603.3535	Concrete Barrier Transition Type S36 to S42	EA	9	1	10
608.0318	Storm Sewer Pipe Reinforced Concrete Class III – 18-inch	LF	829	76	905
633.5200	Markers Culvert End	EA	69	1	70
643.0420	Traffic Control Barricades Type III	DAYS	22,267	2296	24,563
643.0705	Traffic Control Warning Lights Type A	DAYS	44,660	4592	49,252
646.0900	Traffic Control Signs	DAYS	99,136	1312	100,448

SPV.0055.0001	Incentive Density PWL	DOL	30,720	-5,640	25,080
SPV.0055.0002	Incentive Air Voids	DOL	30,720	-1,300	29,420
SPV.0060.8000	Reconnect Storm Sewer	EA	101	2	103

Added Bid Item Quantities					
Bid Item	Item Description	Unit	Proposal Total Prior to Addendum	Quantity Added	Proposal Total After Addendum
511.1100	Temporary Shoring	SF	0	600	600
643.0500	Traffic Control Flexible Tubular Marker Post	EACH	0	42	42
643.0600	Traffic Control Flexible Tubular Marker Bases	EACH	0	42	42
646.1020	Marking Line Epoxy 4-Inch	LF	0	200	200

Deleted Bid Item Quantities					
Bid Item	Item Description	Unit	Proposal Total Prior to Addendum	Proposal Quantity Change (-)	Proposal Total After Addendum
460.2010	Incentive Air Voids HMA Pavement	DOL	30,720	-30,720	0

Plan Sheets:

Revised Plan Sheets	
Plan Sheet	Plan Sheet Title (brief description of changes to sheet)
	ID 1100-20-70
2	Pavement type and layer thickness table corrected for ID 1100-20-70
399	Items 643.0500 & 643.0600 added to MQs
401	Location added and quantities added to MQs for items 643.0420, 643.0705, & 643.0900
403	Item 646.1020 added to MQs
432-437	Corrected PWL Table
	ID 1100-20-71
79	New work called out in plan details near B-40-217 & B-40-216
80	New work called out in plan details near B-40-217 & B-40-216
130	Revised storm sewer plan sheet
408	Item quantity updated for 204.0157
410	Item 511.1100 added to MQs
411	Locations and quantities added to MQs for items 603.1442, 603.3213 & 603.3535
412	Additional locations and quantities on pg 1321 caused rows to move on pg 1322
413	Quantity changes for items 603.1442, 603.3213 & 603.3535
425	Revised storm sewer MQs
428	Revised storm sewer MQs
429	Revised storm sewer MQs
430	Revised storm sewer MQs
431	Revised storm sewer MQs
465	New work called out in plan sheets: “temporary shoring” & and concrete barrier replacement limits updated

Added Plan Sheets	
Plan Sheet	Plan Sheet Title (brief description of why sheet was added)
	ID 1100-20-70
25A	Construction Details (Lane 2 Paving Sequence) 1/4 - Clarify paving sequence for lane 2
25B	Construction Details (Lane 2 Paving Sequence) 2/4
25C	Construction Details (Lane 2 Paving Sequence) 3/4
25D	Construction Details (Lane 2 Paving Sequence) 4/4
366A	Burleigh St Median Closure (Mayfair Rd/ HWY 100) – TMP agreement requirement
	1100-20-71
581A	SDD 14B36-02c – Omitted in original submission

The responsibility for notifying potential subcontractors and suppliers of these changes remains with the prime contractor.

Sincerely,

Mike Coleman

Proposal Development Specialist
Proposal Management Section

ADDENDUM NO. 02

1100-20-70 & 1100-20-71

September 26, 2024

Special Provisions

60. DELETED

Schedule of Items
Attached, dated September 26, 2024, are the revised Schedule of Items Pages 1 – 33.

Plan Sheets
The following 8½ x 11-inch sheets are attached and made part of the plans for this proposal:

ID 1100-20-70
Revised: 2, 399, 401, 403, and 432 – 437.
Added: 25A – 25D, 366A, and 581A

ID 1100-20-71
Revised: 79, 80, 130, 408, 410 – 413, 428 – 431, and 465.
Added: 581A

END OF ADDENDUM

STANDARD ABBREVIATIONS

ABUT.	ABUTMENT
A.D.T.	AVERAGE DAILY TRAFFIC
B.F.	BACK FACE
B.M.	BENCH MARK
B.O.C.	BACK OF CURB
CTR.	CENTER
C.L.	CENTERLINE
D.	LANE DISTRIBUTION
D.H.V.	DESIGN HOURLY VOLUME
DIA.	DIAMETER
DIM.	DIMENSION
EL. OR ELEV.	ELEVATION
EXC.	EXCAVATION
F.F.	FRONT FACE
MAX.	MAXIMUM
MIN.	MINIMUM
NORM.	NORMAL
O.H.	OVERHEAD POWER LINE
P.O.L.	POINT ON LINE
REQ'D	REQUIRED
RDWY.	ROADWAY
R.H.F.	RIGHT HAND FORWARD
S.E.	SUPERELEVATION
SPA.	SPACE
STA.	STATION
SYM.	SYMMETRICAL
T.	PERCENT TRUCKS
TYP.	TYPICAL
V.	DESIGN SPEED

ORDER OF SECTION 2 DETAIL SHEETS

GENERAL NOTES
PROJECT OVERVIEW
TYPICAL SECTIONS
CONSTRUCTION DETAILS
REMOVAL PLANS
PLAN DETAILS
PAVING GRADES
FTMS PLANS
EROSION CONTROL
GRUBBING
STORM SEWER PLAN
SIGNING PLAN
LIGHTING PLAN
PAVEMENT MARKINGS
STAGE CONSTRUCTION
ALIGNMENT LAYOUT

2

PAVEMENT TYPE	TOTAL LAYER PAVEMENT THICKNESS	LAYERS
5 SMA 58-28V	2"	2" SINGLE LAYER
5 SMA 58-28V	3"	1.5" UPPER LAYER 1.5" LOWER LAYER
5 SMA 58-28V OVER 3 HT 58-28H	4"	2" UPPER LAYER 2" LOWER LAYER
5 SMA 58-28V OVER 3 HT 58-28H	4 1/2"	2" UPPER LAYER 2 1/2" LOWER LAYER
5 SMA 58-28V OVER 3 HT 58-28H	4 3/4"	2" UPPER LAYER 2 3/4" LOWER LAYER
5 SMA 58-28V OVER 3 HT 58-28H	5"	2" UPPER LAYER 3" LOWER LAYER
5 SMA 58-28V OVER 3 HT 58-28H	5 1/4"	2" UPPER LAYER 3 1/4" LOWER LAYER
5 SMA 58-28V OVER 3 HT 58-28H	13"	2" UPPER LAYER 3" MIDDLE LAYER 4" MIDDLE LAYER 4" LOWER LAYER

*SEE TYPICAL SECTIONS AND PLAN DETAILS FOR EXACT LOCATIONS

GENERAL NOTES

NOTIFY DIGGERS HOTLINE AND AFFECTED UTILITIES PRIOR TO THE START OF WORK CONTACT SEPARATELY ANY MUNICIPAL UTILITY WHICH IS NOT A MEMBER OF THE DIGGERS HOTLINE. CONTACT RAILROAD COMPANY SEPARATELY.

THE LOCATION OF EXISTING UTILITY INSTALLATIONS AS SHOWN ON THE PLANS ARE APPROXIMATE. THERE MAY BE OTHER UTILITY INSTALLATIONS WITHIN THE PROJECT AREA THAT ARE NOT SHOWN.

THE APPROXIMATE LOCATION OF SECTION CORNERS AND WITNESS CORNERS AFFECTED BY THE PROJECT IS SHOWN IN THE PLAN SHEETS. CONTRACTOR MUST CONTACT THE PROJECT ENGINEER AND SEWRPC (ROB MERRY) AT LEAST TWO WEEKS PRIOR TO WORK NEAR ANY PUBLIC SURVEY MONUMENT.

Addendum No. 02
ID 1100-20-70
Revised Sheet 2
September 26, 2024

DIGGERS HOTLINE
Dial 811 or (800) 242-8511
www.DiggersHotline.com

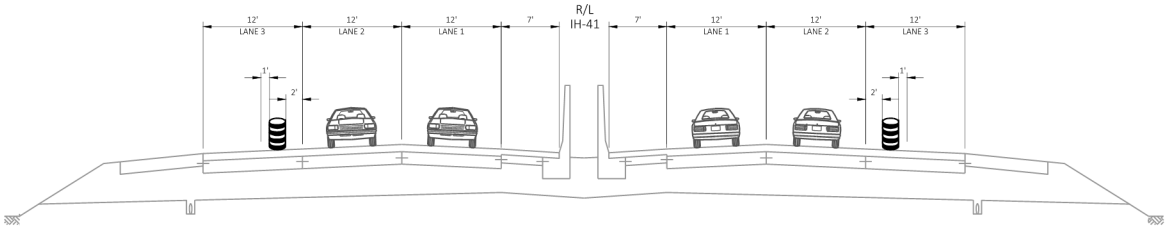

-OUTSIDE SHOULDER AVAILABLE FOR OTHER WORK OPERATIONS

LANE 2 PAVING SEQUENCE
STAGE 1 (DAY)

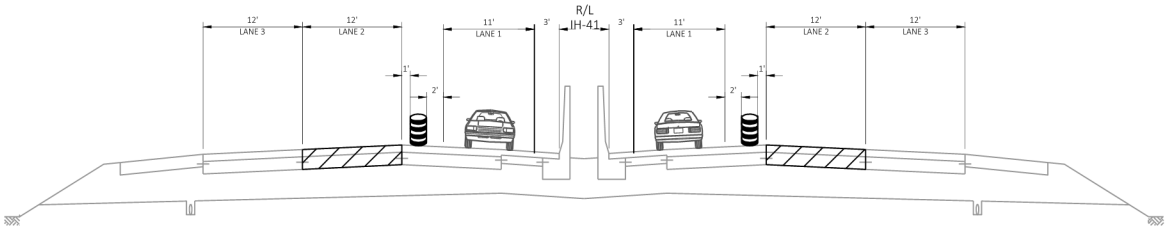

-BASE PATCH (LANE 2)

LANE 2 PAVING SEQUENCE
STAGE 1N (NIGHT)

Addendum No. 02
ID 1100-20-70
Added Sheet 25A
September 26, 2024

PROJECT NO: 1100-20-70/71	HWY: IH 41	COUNTY: MILWAUKEE	CONSTRUCTION DETAILS	SHEET 25A	E

2

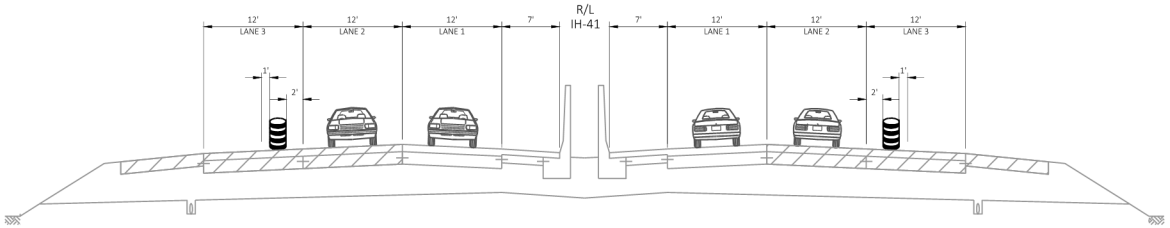

LANE 2 PAVING SEQUENCE
STAGE 1 (DAY)

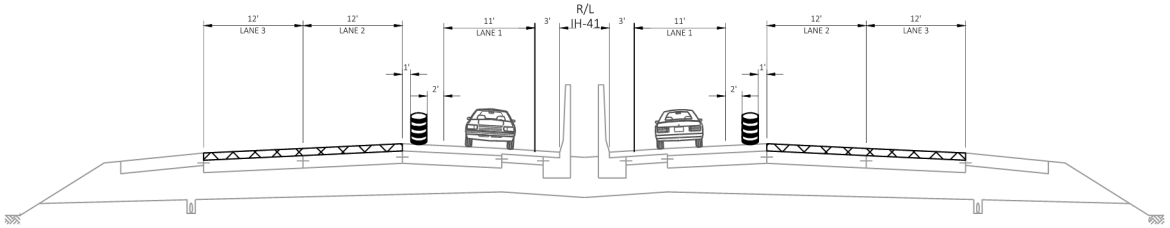

LANE 2 PAVING SEQUENCE
STAGE 1N (NIGHT)

-REMOVING ASPHALTIC SURFACE MILLING (LANE 2)
-REMOVING ASPHALTIC SURFACE MILLING (LANE 3)

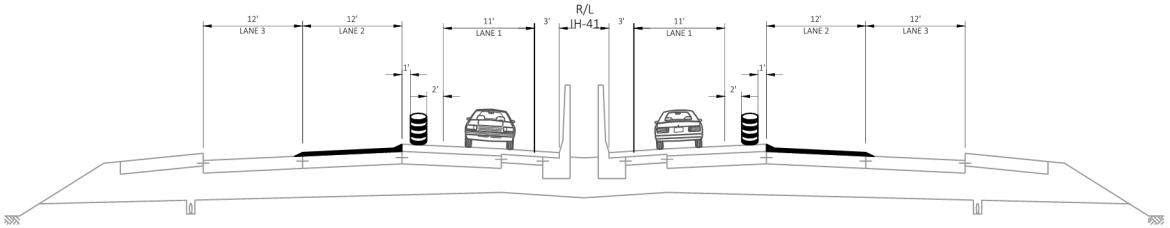

LANE 2 PAVING SEQUENCE
STAGE 1N (NIGHT)

-PLACE LOWER LAYER HMA (LANE 2)

-CONSTRUCT NOTCHED WEDGES
LONGITUDINAL JOINT (LANE 1-2) & (LANE 2-3)
SEE SDD 13C19-03 "HMA LONGITUDINAL JOINTS"

Addendum No. 02
ID 1100-20-70
Added Sheet 25B
September 26, 2024

2 / 4

2

PROJECT NO: 1100-20-70/71	HWY: IH 41	COUNTY: MILWAUKEE	CONSTRUCTION DETAILS	SHEET 25B	E

2

FILE NAME : N:\PDS\C3D\11002000\SHEETSPLAN\11002071\C3D 2018\TRAFFIC CONTROL\11002001_020302-TS_PAVING SEQUENCES.DWG
LAYOUT NAME : 020302-1s
PLOT DATE : 9/12/2024 9:16 AM PLOT BY : CASTRO, JOEL PLOT NAME : PLOT SCALE : 1 IN:15 FT

WISDOT/CADDS SHEET 42

2

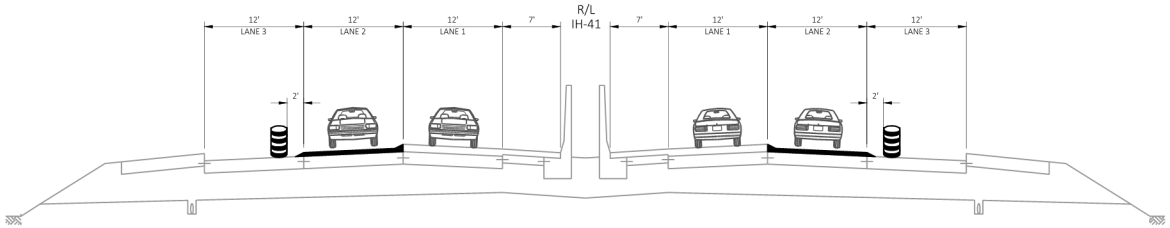

LANE 2 PAVING SEQUENCE
STAGE 1 (DAY)

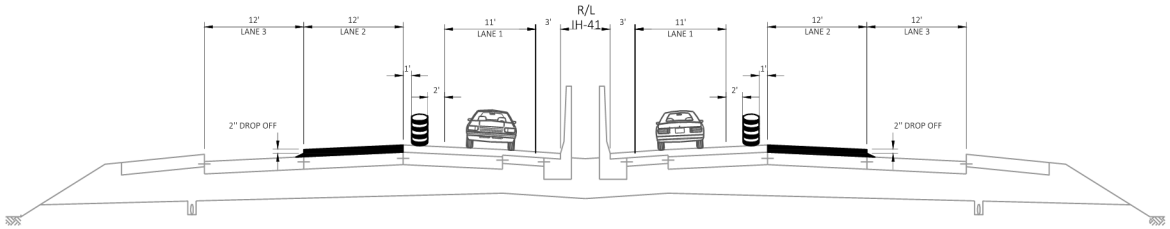

LANE 2 PAVING SEQUENCE
STAGE 1N (NIGHT)

Addendum No. 02
ID 1100-20-70
Added Sheet 25C
September 26, 2024

-REMOVING ASPHALTIC LONGITUDINAL NOTCHED WEDGE JOINT MILLING (LANE 1-2)

-PLACE UPPER LAYER HMA (LANE 2)

PROJECT NO: 1100-20-70/71	HWY: IH 41	COUNTY: MILWAUKEE	CONSTRUCTION DETAILS	SHEET 25C	E

2

FILE NAME : N:\PDS\C3D\11002000\SHEETSPLAN\11002071\C3D 2018\TRAFFIC CONTROL\11002001_020302-TS_PAVING SEQUENCES.DWG
LAYOUT NAME : 020303-1
PLOT DATE : 9/12/2024 9:16 AM PLOT BY : CASTRO, JOEL PLOT NAME : PLOT SCALE : 1 IN:15 FT

WISDOT/CADDS SHEET 42

2

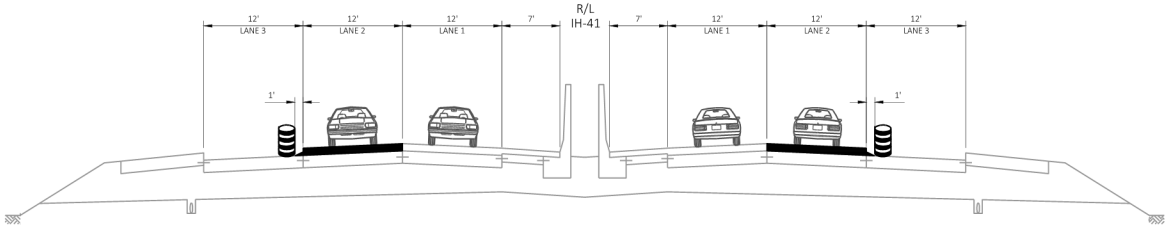

LANE 2 PAVING SEQUENCE

STAGE 1 (DAY)

Addendum No. 02
ID 1100-20-70
Added Sheet 25D
September 26, 2024

PROJECT NO: 1100-20-70/71	HWY: IH 41	COUNTY: MILWAUKEE	CONSTRUCTION DETAILS	SHEET 25D	E

2

FILE NAME : N:\PDS\C3D\11002000\SHEETSPLAN\11002071\C3D 2018\TRAFFIC CONTROL\11002001_020302-TS_PAVING SEQUENCES.DWG
LAYOUT NAME : 020304-1-
PLOT DATE : 9/12/2024 9:16 AM PLOT BY : CASTRO, JOEL PLOT NAME : PLOT SCALE : 1 IN:15 FT

WISDOT/CADDS SHEET 42

2

NOTE:
FLEXIBLE TUBULAR MARKERS AND EPOXY TO REMAIN IN PLACE PERMANENTLY. TYPE III BARRICADES TO BE REMOVED AT PROJECT COMPLETION. THE CITY OF WAUWATOSA WILL ASSUME MAINTENANCE RESPONSIBILITIES OF THE FLEXIBLE TUBULAR MARKERS AND PAVEMENT MARKING AT PROJECT COMPLETION.

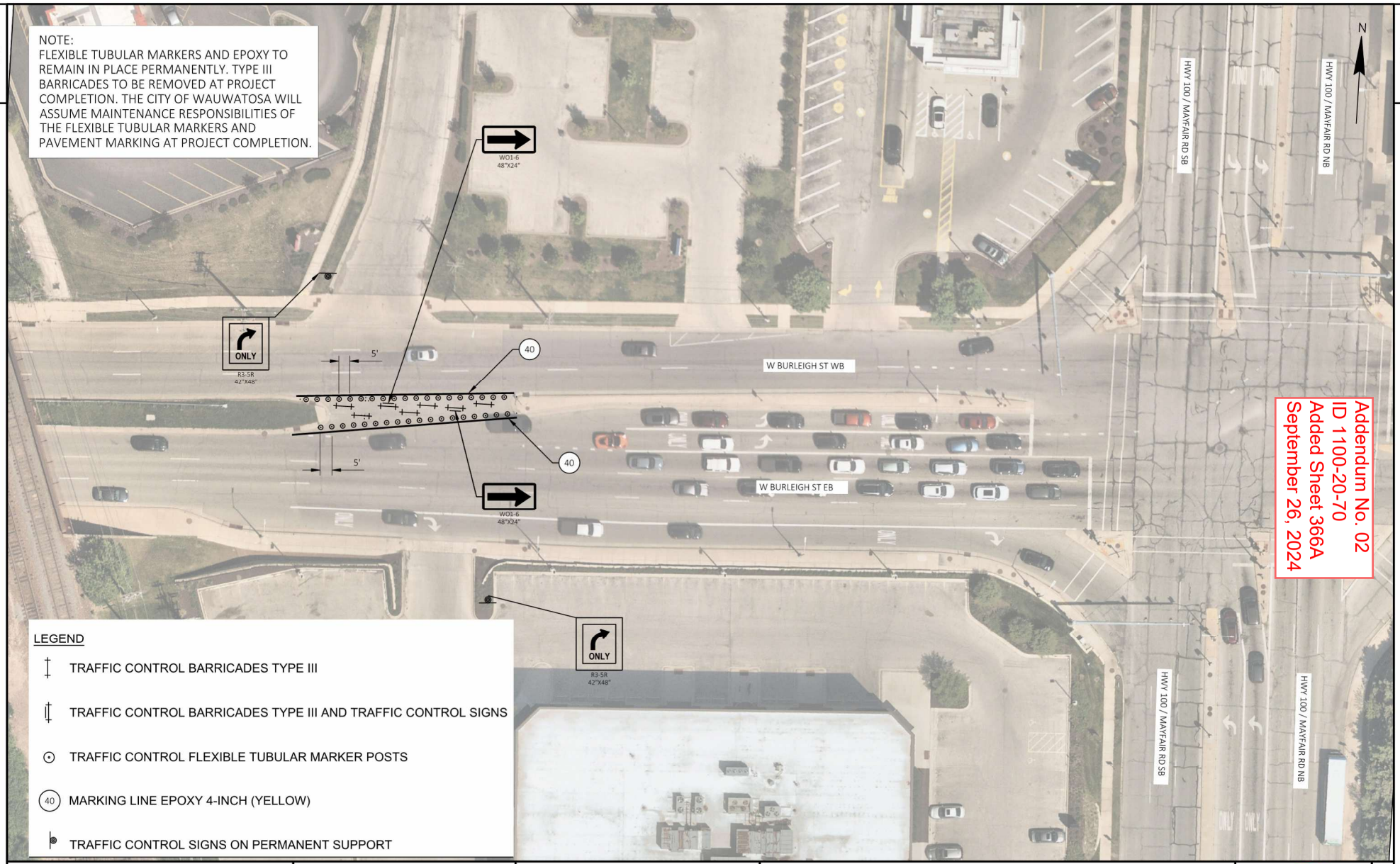

Addendum No. 02
ID 1100-20-70
Added Sheet 366A
September 26, 2024

LEGEND

- TRAFFIC CONTROL BARRICADES TYPE III
- TRAFFIC CONTROL BARRICADES TYPE III AND TRAFFIC CONTROL SIGNS
- TRAFFIC CONTROL FLEXIBLE TUBULAR MARKER POSTS
- (40) MARKING LINE EPOXY 4-INCH (YELLOW)
- TRAFFIC CONTROL SIGNS ON PERMANENT SUPPORT

PROJECT NO: 1100-20-70	HWY: IH 41	COUNTY: MILWAUKEE	BURLEIGH MEDIAN CLOSURE (MAYFAIR RD / HWY 100)	SHEET 366A	E

2

FILE NAME : N:\PDS\C3D\11002000\SHEETSPLAN\11002070\C3D 2018\1-TRAFFIC CONTROL\TRAFFIC CONTROL SHEETS\11002070_TC_BURLEIGH MEDIAN CLOSURE.DWG
LAYOUT NAME - 01
PLOT DATE : 9/19/2024 2:15 PM PLOT BY : CASTRO, JOEL PLOT NAME : PLOT SCALE : 1 IN:40 FT

WISDOT/CADDS SHEET 42

3

DELINEATORS BARRIER WALL

CATEGORY	STATION	TO	STATION	LOCATION	633.1000 DELINEATORS BARRIER WALL EACH	REMARKS
1000	178+50	-	181+75	NB	3	
	187+60	-	221+25	NB	34	
	227+23	-	245+73	NB	19	
	172+60	-	182+82	SB	10	
	191+51	-	214+96	SB	23	
	225+92	-	239+48	SB	14	
				TOTAL	103	

DETOUR SIGNS

CATEGORY	LOCATION	DAYS	* 643.0900 TRAFFIC CONTROL SIGNS EACH	DAY	REMARKS
1000	CAPITOL DRIVE DETOURS	58	295	17,110	STAGE 2
	NORTH AVE DETOURS	140	60	8,400	STAGE 1 & 1N, STAGE 2
	BURLEIGH ST TO CAPITOL DR	60	104	6,240	FULL CLOSURES
	TOTAL			31,750	

3

CATEGORY	STATION	TO	STATION	LOCATION	STAGE	643.0910 TRAFFIC CONTROL COVERING SIGNS TYPE I EACH	NUMBER OF CYCLES	NUMBER OF SIGNS	643.0920 TRAFFIC CONTROL COVERING SIGNS TYPE II EACH	NUMBER OF CYCLES	NUMBER OF SIGNS	REMARKS
1000	165+53	-	243+35	IH 41	STAGE1	3	1	3	16	1	16	
					STAGE 2	3	1	3	16	1	16	
					STAGE 3	3	1	3	16	1	16	
					STAGE 4	3	1	3	16	1	16	
					STAGE 5	3	1	3	16	1	16	
					TOTAL			3			16	

Addendum No. 02
ID 1100-20-70
Revised Sheet 399
September 26, 2024

TRAFFIC CONTROL

CATEGORY	STATION	TO	STATION	LOCATION	643.4100 TRAFFIC CONTROL INTERM CLOSURE EACH	REMARKS
1000	165+53	-	243+35	IH 41	40	
				TOTAL	40	

TRAFFIC CONTROL

CATEGORY	LOCATION	643.0500 TRAFFIC CONTROL FLEXIBLE TUBULAR MARKER POSTS EACH	643.0600 TRAFFIC CONTROL FLEXIBLE TUBULAR MARKER BASES EACH	REMARKS
1000	W BURLEIGH ST MEDIAN	42	42	
	TOTAL	42	42	

2

PROJECT NO: 1100-20-70	HWY: IH 41	COUNTY: MILWAUKEE	MISCELLANEOUS QUANTITIES	SHEET 399	E

Addendum No. 02
ID 1100-20-70
Revised Sheet 401
September 26, 2024

3

TRAFFIC CONTROL ITEMS

CATEGORY	LOCATION	DAYS	643.0300 TRAFFIC CONTROL DRUMS EACH	643.0300 TRAFFIC CONTROL DRUMS DAY	643.0420 TRAFFIC CONTROL BARRICADES TYPE III EACH	643.0420 TRAFFIC CONTROL BARRICADES TYPE III DAY	643.0705 TRAFFIC CONTROL WARNING LIGHTS TYPE A EACH	643.0705 TRAFFIC CONTROL WARNING LIGHTS TYPE A DAY	643.0715 TRAFFIC CONTROL WARNING LIGHTS TYPE C EACH	643.0715 TRAFFIC CONTROL WARNING LIGHTS TYPE C DAY	643.0800 TRAFFIC CONTROL ARROW BOARDS EACH	643.0800 TRAFFIC CONTROL ARROW BOARDS DAY	* 643.0900 TRAFFIC CONTROL SIGNS EACH	* 643.0900 TRAFFIC CONTROL SIGNS DAY	643.5000 TRAFFIC CONTROL EACH	REMARKS
1000	PREP STAGE IH 41 NB	39	206	8,034	12	468	24	936	29	1,131	2	78	22	858	--	
	PREP STAGE IH 41 SB	39	79	3,081	5	195	10	390	--	--	--	--	13	507	--	
	PREP STAGE NORTH AVE	--	--	--	--	--	--	--	--	--	--	--	--	--	--	
	PREP STAGE IH 41 TOTAL			11,115		663		1,326		1,131		78		1,365	--	
	STAGE 1 & 1N IH 41 NB	40	416	16,640	21	840	42	1,680	75	3,000	2	80	34	1,360	--	
	STAGE 1 & 1N IH 41 SB	40	114	4,560	6	240	12	480	19	760	--	--	17	680	--	
	STAGE 1 & 1N NORTH AVE	40	31	1,240	4	160	8	320	11	440	1	40	11	440	--	
	STAGE 1 & 1N TOTAL			22,440		1,240		2,480		4,200		120		2,480	--	
	STAGE 2 IH 41 NB	58	309	17,922	21	1,218	42	2,436	79	4,582	3	174	49	2,842	--	
	STAGE 2 IH 41 SB	58	84	4,872	9	522	18	1,044	20	1,160	--	--	17	986	--	
	STAGE 2 NORTH AVE	58	23	1,334	5	290	10	580	11	638	--	--	9	522	--	
	STAGE 2 CAPITOL DR	58	7	406	3	174	6	348	12	696	--	--	3	174	--	
	STAGE 2 TOTAL			24,534		2,204		4,408		7,076		174		4,524	--	
	STAGE 3 IH 41 NB	36	209	7,524	12	432	24	864	39	1,404	2	72	26	936	--	
	STAGE 3 IH 41 SB	36	23	828	10	360	20	720	13	468	--	--	19	684	--	
	STAGE 3 CAPITOL DR	36	13	468	3	108	6	216	7	252	--	--	3	108	--	
	STAGE 3 TOTAL			8,820		900		1,800		2,124		72		1,728	--	
	STAGE 3B IH 41 NB	71	142	10,082	7	497	14	994	21	1,491	--	--	24	1,704	--	
	STAGE 3B IH 41 SB	71	33	2,343	11	781	22	1,562	15	1,065	--	--	19	1,349	--	
	STAGE 3B CAPITOL DR	71	13	923	3	213	6	426	7	497	--	--	3	213	--	
	STAGE 3B TOTAL			13,348		1,491		2,982		3,053		--		3,266	--	
	STAGE 4 IH 41 NB	42	200	8,400	17	714	34	1,428	28	1,176	2	84	31	1,302	--	
	STAGE 4 IH 41 SB	42	75	3,150	12	504	24	1,008	--	--	--	--	20	840	--	
	STAGE 4 TOTAL			11,550		1,218		2,436		1,176		84		2,142	--	
	STAGE 5 IH 41 NB	42	289	12,138	25	1,050	50	2,100	44	1,848	4	168	40	1,680	--	
	STAGE 5 IH 41 SB	42	73	3,066	7	294	14	588	--	--	--	--	10	420	--	
	STAGE 5 NORTH AVE	42	21	882	5	210	10	420	10	420	--	--	10	420	--	
	STAGE 5 BURLEIGH ST	42	17	714	4	168	8	336	11	462	--	--	10	420	--	
	STAGE 5 CAPITOL DR	42	28	1,176	7	294	17	714	--	--	1	42	13	546	--	
	STAGE 5 TOTAL			17,976		2,016		4,158		2,730		210		3,486	--	
	ENTRANCE RAMPS	328	--	--	--	--	--	--	--	--	--	--	8	2,624	--	
	ENTRANCE RAMPS SUBTOTAL			--		--		--		--		--		2,624	--	
	W BURLEIGH ST	328	--	--	7	2,296	14	4,592	--	--	--	--	4	1,312	--	
	W BURLEIGH ST			--		2,296		4,592		--		--	4	1,312	--	
	UNDISTRIBUTED			--		--		--		--		--		--	0.5	
	TOTAL			109,783		12,028		24,182		21,490		738		22,927	0.5	*ADDITIONAL QUANTITY SHOWN ELSEWHERE

2

3

PROJECT NO: 1100-20-70	HWY: IH 41	COUNTY: MILWAUKEE	MISCELLANEOUS QUANTITIES	SHEET 401	E

2

3

PAVEMENT MARKINGS

CATEGORY	LOCATION	646.1020 MARKING LINE EPOXY 4-INCH YELLOW LF
1000	W BURLEIGH ST MEDIAN	200
	TOTAL	200

PAVEMENT MARKINGS

CATEGORY	STATION	TO	STATION	LOCATION	646.1545 MARKING LINE GROOVED WET REF CONTRAST EPOXY 4-INCH (WHITE DASHED 12.5' LINE AND 37.5' GAP) WHITE LF	646.3040 MARKING LINE GROOVED WET REF EPOXY 8-INCH (WHITE) WHITE LF	646.3545 MARKING LINE GROOVED WET REF CONTRAST EPOXY 8-INCH (DASHED 3' LINE AND 9' SKIP) WHITE LF	646.3545 MARKING LINE GROOVED WET REF CONTRAST EPOXY 8-INCH(DASHED 2' LINE AND 6' SKIP WHITE LF
1000	190+00		204+00	BURLEIGH ST	570	1,603	152	175
				TOTAL	570	1,603	152	175

3

PAVEMENT MARKINGS

CATEGORY	STATION	TO	STATION	LOCATION	646.2020 MARKING LINE EPOXY 6-INCH WHITE LF	646.2020 MARKING LINE EPOXY 6-INCH YELLOW LF	646.2020 MARKING LINE EPOXY 6-INCH WHITE DASHED (12.5x37.5) LF	646.2025 BLACK EPOXY 6-INCH BLACK DASHED (12.5x37.5) LF	646.2040 WET REF EPOXY 6-INCH WHITE LF	646.2040 WET REF EPOXY 6-INCH YELLOW LF	646.2050 PERMANENT TAPE 6-INCH WHITE DASHED (12.5x37.5) LF	646.4050 PERMANENT TAPE 10-INCH WHITE LF	646.4050 PERMANENT TAPE 10-INCH WHITE DASHED (3x9) LF	646.4050 PERMANENT TAPE 10-INCH WHITE DASHED (2x6) LF	646.4050 PERMANENT TAPE 10-INCH BLACK DASHED (3x6) LF	646.5020 MARKING ARROW EPOXY TYPE 1 EACH	646.5020 MARKING ARROW EPOXY TYPE 2 EACH	646.5020 MARKING ARROW EPOXY TYPE 3 EACH	646.5020 MARKING ARROW EPOXY TYPE 4 EACH
1000	165+53	-	243+35	NB IH 41	395	366	283	4,122	8,794	10,909	4,501	4,566	908	39	908	0	0	0	0
	165+53	-	243+35	SB IH 41	396	395	283	4147	10,642	10,032	4,207	5,217	1,021	130	1,021	0	10	4	2
	190+00		204+00	BURLEIGH ST	0	0	0	0	0	0	0	0	0	0	0	1	4	0	0
				SUBTOTAL	791	761	566	8,269	19,436	20,941	8,708	9,783	1,929	169	1,929	1	14	4	2
				TOTAL		2,118		8,269		40,377	8,708			13,810				21	

PAVEMENT MARKINGS

CATEGORY	STATION	TO	STATION	LOCATION	646.5120 MARKING WORD EPOXY WHITE EACH	646.5220 MARKING SYMBOL EPOXY, BIKE LANE WHITE EACH	646.5220 MARKING SYMBOL EPOXY, HOV SYMBOL WHITE EACH	646.5520 MARKING OUTFALL EPOXY WHITE EACH	646.6120 MARKING STOP LINE EPOXY 18-INCH WHITE LF	646.6220 MARKING YIELD LINE SYMBOL EPOXY 18-INCH WHITE EACH	646.7120 MARKING DIAGONAL EPOXY 12-INCH YELLOW LF	646.7220 MARKING CHEVRON EPOXY 24-INCH WHITE LF	646.7420 MARKING CROSSWALK EPOXY TRANSVERSE LINE 6-INCH WHITE LF	646.8220 MARKING ISLAND NOSE EPOXY YELLOW EACH
1000	165+53	-	243+35	NB IH 41	0	0	10	13	97	18	2,190	129	242	0
	165+53	-	243+35	SB IH 41	10	0	3	9	59	36	848	348	169	0
	190+00		204+00	BURLEIGH ST	4	1	0	0	232	0	0	0	465	1
				SUBTOTAL	14	1	13	22	388	54	3,038	477	876	1
				TOTAL	14	14		22	388	54	3,038	477	876	1

Addendum No. 02
ID 1100-20-70
Revised Sheet 403
September 26, 2024

PROJECT NO: 1100-20-70	HWY: IH 41	COUNTY: MILWAUKEE	MISCELLANEOUS QUANTITIES	SHEET 403	E

3

HMA PWL Table per FDM 19-21-5.2.4.4

PWL Mixture Use Table

The following acceptance criteria are applicable for this project: Quality Management Program to be used for:

Location	Station	Mixture Use	Underlying Surface	Bid Item		Tons	Thickness	Mixture Acceptance	Density Acceptance
3 x 12 foot driving lanes	165+53 to 167+75 NB	Upper Layer	Variable depth HMA	5 SMA 58-28V	100	1,049	2"	QMP as per SS 460.	Incentive Density HMA Pavement 460.2000
	183+75 to 195+00 NB				606				
	223+29 to 230+75 NB				343				
3 x 12 foot driving lanes	165+53 to 167+75 NB	Lower Layer	9" Existing Concrete	3 HT 58-28H	134	1,404	VARIES	Incentive Air Voids HMA Pavement SPV.0055.0002	Incentive Density PWL HMA Pavement SPV.0055.0001
	183+75 to 195+00 NB				806				
	223+29 to 230+75 NB				464				
3 x 12 foot driving lanes	165+53 to 167+75 SB	Upper Layer	Variable depth HMA	5 SMA 58-28V	98	933	2"	QMP as per SS 460.	Incentive Density HMA Pavement 460.2000
	183+75 to 195+00 SB				504				
	223+29 to 230+75 SB				331				
3 x 12 foot driving lanes	165+53 to 167+75 SB	Lower Layer	9" Existing Concrete	3 HT 58-28H	133	1,265	VARIES	Incentive Air Voids HMA Pavement SPV.0055.0002	Incentive Density PWL HMA Pavement SPV.0055.0001
	183+75 to 195+00 SB				682				
	223+29 to 230+75 SB				450				
Variable Width Inside Shoulder	165+53 to 203+80 NB	Upper Layer	9" Existing Concrete	5 SMA 58-28V	993	1,253	2"	QMP as per SS 460.	Incentive Density HMA Pavement 460.2000
	223+29 to 240+50 NB				260				
Variable Width Inside Shoulder	165+53 to 203+80 SB	Upper Layer	9" Existing Concrete	5 SMA 58-28V	937	1,209	2"	QMP as per SS 460.	Incentive Density HMA Pavement 460.2000
	223+29 to 240+50 SB				272				

2

2

*QUANTITIES CONTINUE (1/6)

Addendum No. 02
ID 1100-20-70
Revised Sheet 432
September 26, 2024

3

3

Location	Station	Mixture Use	Underlying Surface	Bid Item		Tons	Thickness	Mixture Acceptance	Density Acceptance
3 x 12 foot driving lanes	167+75 to 183+75 NB	Upper Layer	2" HMA	5 SMA 58-28V	624	2,045	2"	QMP as per SS 460.	Incentive Density HMA Pavement 460.2000
	195+00 to 223+29 NB				1,095				
	230+75 to 240+50 NB				326				
3 x 12 foot driving lanes	167+75 to 183+75 NB	Lower Layer	9" Existing Concrete	3 HT 58-28H	624	2,077	2"	Incentive Air Voids HMA Pavement SPV.0055.0002	2 Incentive Density PWL HMA Pavement SPV.0055.0001
	195+00 to 223+29 NB				1,127				
	230+75 to 240+50 NB				326				
3 x 12 foot driving lanes	167+75 to 183+75 SB	Upper Layer	2" HMA	5 SMA 58-28V	634	2,059	2"	QMP as per SS 460.	Incentive Density HMA Pavement 460.2000
	195+00 to 223+29 SB				1,100				
	230+75 to 240+50 SB				325				
3 x 12 foot driving lanes	167+75 to 183+75 SB	Lower Layer	9" Existing Concrete	3 HT 58-28H	634	2,095	2"	Incentive Air Voids HMA Pavement SPV.0055.0002	2 Incentive Density PWL HMA Pavement SPV.0055.0001
	195+00 to 223+29 SB				1,136				
	230+75 to 240+50 SB				325				

*QUANTITIES CONTINUE (2/6)

Addendum No. 02
ID 1100-20-70
Revised Sheet 433
September 26, 2024

3

3

Location	Station	Mixture Use	Underlying Surface	Bid Item		Tons	Thickness	Mixture Acceptance	Density Acceptance
10' outside shouder	191+50 to 221+25 SB	Upper Layer	11" HMA	5 SMA 58-28V	350	350	2"	QMP as per SS 460.	Incentive Density HMA Pavement 460.2000
10' outside shouder	191+50 to 221+25 SB	Lower Layer	22" Base Aggregate	3 HT 58-28H	1,912	1,912	11"	Incentive Air Voids HMA Pavement SPV.0055.0002	Department Acceptance (SS 460.3.3.2) *Not eligible for incentive
Variable width driving lane	194+15 to 206+00 SB	Upper Layer	11" HMA	5 SMA 58-28V	247	247	2"	QMP as per SS 460.	Incentive Density HMA Pavement 460.2000
Variable width driving lane	194+15 to 206+00 SB	Lower Layer	22" Base Aggregate	3 HT 58-28H	1,351	1,351	11"	Incentive Air Voids HMA Pavement SPV.0055.0002	Incentive Density PWL HMA Pavement SPV.0055.0001
Variable width median shouder NB	203+80 to 223+29 NB	Upper Layer	11" HMA	5 SMA 58-28V	184	184	2"	QMP as per SS 460.	Incentive Density HMA Pavement 460.2000
Variable width median shouder NB	203+80 to 223+29 NB	Lower Layer	22" Base Aggregate	3 HT 58-28H	1,000	1,000	11"	Incentive Air Voids HMA Pavement SPV.0055.0002	Department Acceptance (SS 460.3.3.2) *Not eligible for incentive
Variable width median shouder SB	203+80 to 223+29 SB	Upper Layer	11" HMA	5 SMA 58-28V	203	203	2"	QMP as per SS 460.	Incentive Density HMA Pavement 460.2000
Variable width median shouder SB	203+80 to 223+29 SB	Lower Layer	22" Base Aggregate	3 HT 58-28H	1,058	1,058	11"	Incentive Air Voids HMA Pavement SPV.0055.0002	Department Acceptance (SS 460.3.3.2) *Not eligible for incentive
10' outside shouder	203+80 to 221+25 NB	Upper Layer	11" HMA	5 SMA 58-28V	250	250	2"	QMP as per SS 460.	Incentive Density HMA Pavement 460.2000
10' outside shouder	203+80 to 221+25 NB	Lower Layer	22" Base Aggregate	3 HT 58-28H	1,369	1,369	11"	Incentive Air Voids HMA Pavement SPV.0055.0002	Department Acceptance (SS 460.3.3.2) *Not eligible for incentive
12' driving lane	203+80 to 221+25 NB	Upper Layer	11" HMA	5 SMA 58-28V	189	189	2"	QMP as per SS 460.	Incentive Density HMA Pavement 460.2000
12' driving lane	203+80 to 221+25 NB	Lower Layer	22" Base Aggregate	3 HT 58-28 H	1,031	1,031	11"	Incentive Air Voids HMA Pavement SPV.0055.0002	Incentive Density PWL HMA Pavement SPV.0055.0001
Variable width driving lane	192+50 to 200+43 WB Burleigh St	Upper Layer	Variable depth HMA	5 SMA 58-28V	294	294	1.5"	QMP as per SS 460.	Acceptance testing based on cores
Variable width driving lane	192+50 to 200+43 EB Burleigh St	Upper Layer	Variable depth HMA	5 SMA 58-28V	292	292	1.5"	QMP as per SS 460.	Acceptance testing based on cores
Variable width driving lane	192+50 to 200+43 WB Burleigh St	Lower Layer	Variable depth HMA	5 SMA 58-28V	294	294	1.5"	QMP as per SS 460.	Acceptance testing based on cores
Variable width driving lane	192+50 to 200+43 EB Burleigh St	Lower Layer	Variable depth HMA	5 SMA 58-28V	292	292	1.5"	QMP as per SS 460.	Acceptance testing based on cores

2

2

2

QUANTITIES CONTINUE (3/6)

Addendum No. 02
ID 1100-20-70
Revised Sheet 434
September 26, 2024

3

Location	Station	Mixture Use	Underlying Surface	Bid Item		Tons	Thickness	Mixture Acceptance	Density Acceptance
3 x 12 foot driving lanes	240+50 to 247+50 NB	Upper Layer	Variable depth HMA	5 SMA 58-28V	392	3,616	2"	QMP as per SS 460.	Incentive Density HMA Pavement 460.2000
	255+75 to 262+50 NB				302				
	270+25 to 308+30 NB				1,667				
	316+75 to 332+00 NB				790				
	340+00 to 348+72 NB				464				
3 x 12 foot driving lanes	240+50 to 247+50 NB	Lower Layer	9" Existing Cracked and Seated Concrete	3 HT 58-28H	418	4,730	VARIES	Incentive Air Voids HMA Pavement SPV.0055.0002	Incentive Density PWL HMA Pavement SPV.0055.0001
	255+75 to 262+50 NB				403				
	270+25 to 308+30 NB				2,216				
	316+75 to 332+00 NB				1,081				
	340+00 to 348+72 NB				613				
3 x 12 foot driving lanes	240+50 to 247+50 SB	Upper Layer	Variable depth HMA	5 SMA 58-28V	312	3,363	2"	QMP as per SS 460.	Incentive Density HMA Pavement 460.2000
	255+75 to 262+50 SB				301				
	270+25 to 308+30 SB				1,642				
	316+75 to 332+00 SB				733				
	340+00 to 348+72 SB				375				
3 x 12 foot driving lanes	240+50 to 247+50 SB	Lower Layer	9" Existing Cracked and Seated Concrete	3 HT 58-28H	416	4,474	VARIES	Incentive Air Voids HMA Pavement SPV.0055.0002	Incentive Density PWL HMA Pavement SPV.0055.0001
	255+75 to 262+50 SB				401				
	270+25 to 308+30 SB				2,184				
	316+75 to 332+00 SB				973				
	340+00 to 348+72 SB				501				
Variable Width Inside Shoulder	240+50 to 348+72 NB	Upper Layer	9" Existing Concrete	5 SMA 58-28V	2,050	2,050	VARIES	QMP as per SS 460.	Department Acceptance (SS 460.3.3.2) *Not eligible for incentive
Variable Width Inside Shoulder	240+50 to 348+72 SB	Upper Layer	9" Existing Concrete	5 SMA 58-28V	2,232	2,232	VARIES	QMP as per SS 460.	Department Acceptance (SS 460.3.3.2) *Not eligible for incentive

2

QUANTITIES CONTINUE (4/6)

Addendum No. 02
ID 1100-20-70
Revised Sheet 435
September 26, 2024

3

3

3

Location	Station	Mixture Use	Underlying Surface	Bid Item		Tons	Thickness	Mixture Acceptance	Density Acceptance
3 x 12 foot driving lanes	247+50 to 255+75 NB	Upper Layer	2 1/2" HMA	5 SMA 58-28V	409	1,539	2"	QMP as per SS 460.	Incentive Density HMA Pavement 460.2000
	262+50 to 270+25 NB				345				
	308+30 to 316+75 NB				514				
	332+30 to 340+00 NB				270				
3 x 12 foot driving lanes	247+50 to 255+75 NB	Lower Layer	9" Existing Cracked and Seated Concrete	3 HT 58-28H	511	1,924	2 1/2"	Incentive Air Voids HMA Pavement SPV.0055.0002	Incentive Density PWL HMA Pavement SPV.0055.0001 2
	262+50 to 270+25 NB				432				
	308+30 to 316+75 NB				643				
	332+30 to 340+00 NB				338				
3 x 12 foot driving lanes	247+50 to 255+75 SB	Upper Layer	2 1/2" HMA	5 SMA 58-28V	372	1,495	2"	QMP as per SS 460.	Incentive Density HMA Pavement 460.2000
	262+50 to 270+25 SB				348				
	308+30 to 316+75 SB				483				
	332+30 to 340+00 SB				293				
3 x 12 foot driving lanes	247+50 to 255+75 SB	Lower Layer	9" Existing Cracked and Seated Concrete	3 HT 58-28H	464	1,869	2 1/2"	Incentive Air Voids HMA Pavement SPV.0055.0002	Incentive Density PWL HMA Pavement SPV.0055.0001
	262+50 to 270+25 SB				435				
	308+30 to 316+75 SB				603				
	332+30 to 340+00 SB				366				

*QUANTITIES CONTINUE (5/6)

Addendum No. 02
ID 1100-20-70
Revised Sheet 436
September 26, 2024

3

3

Location	Station	Mixture Use	Underlying Surface	Bid Item		Tons	Thickness	Mixture Acceptance	Density Acceptance
10' outside shouder	247+50 to 271+71 SB	Upper Layer	11" HMA	5 SMA 58-28V	316	316	2"	QMP as per SS 460.	Department Acceptance (SS 460.3.3.2) *Not eligible for incentive
10' outside shouder	247+50 to 271+71 SB	Lower Layer	22" Base Aggregate	3 HT 58-28H	1,739	1,739	11"	QMP as per SS 460.	Department Acceptance (SS 460.3.3.2) *Not eligible for incentive
12' driving lane	247+88 to 276+52 SB	Upper Layer	11" HMA	5 SMA 58-28V	337	337	2"	QMP as per SS 460.	Incentive Density HMA Pavement 460.2000
12' driving lane	247+88 to 271+73 SB	Lower Layer	22" Base Aggregate	3 HT 58-28H	1,853	1,853	11"	Incentive Air Voids HMA Pavement SPV.0055.0002	Incentive Density PWL HMA Pavement SPV.0055.0001
12' exit lane	346+60 to 348+72 SB	Upper Layer	2 1/2" HMA	5 SMA 58-28V	26	26	2"	QMP as per SS 460.	Department Acceptance (SS 460.3.3.2) *Not eligible for incentive
12' exit lane	346+60 to 348+72 SB	Lower Layer	9" Existing Concrete	3 HT 58-28H	33	33	VARIES	QMP as per SS 460.	Department Acceptance (SS 460.3.3.2) *Not eligible for incentive
				TOTAL TONS		57,300			

2

2

2

*QUANTITIES (6/6)

Addendum No. 02
ID 1100-20-70
Revised Sheet 437
September 26, 2024

3

Addendum No. 02
ID 1100-20-71
Revised Sheet 79
September 26, 2024

2

UTILITIES LEGEND

EXISTING UTILITIES SHOWN IN BOLD ARE NOT MARKED AND ARE APPROXIMATE LOCATIONS BASED ON SYSTEM MAPS

EXISTING UTILITIES SHOWN IN GRAY SCALE WERE SURVEYED BASED ON FIELD MARKINGS

EXISTING R/W
BEAMGUARD REPLACEMENT (SEE CROSS SECTIONS "SB BEAMGUARD REPLACEMENT NEAR STA 302+49, R/L SB2")
SLOPE INTERCEPT
HINGE POINT LINE
"SB2"+55.10, -0.04' LT
"SB2"+49.54, 0.00'
"SB2"+01.20, 0.00'
"SB2"+22.86, 0.00'
"SB2"+66.10 -0.52' LT
"SB2"+83.57 0.00'
WETLAND BOUNDARY
MENOMONEE RIVER
B-40-216
+84.28, -77.03' LT
+99.24 +77.42' LT
303"SB2"
304"SB2"
305"SB2"
SB2
SB IH 41
NB IH 41
℄ IH 41
PT: 302+58.40
303
304
305
306
307
308
+50.66, 4.16' RT
+83.69, 5.25' RT
+06.81, 2.02' RT
+75, 7.02' RT
+96.31, 2.00' RT
TEMPORARY SHORING
B-40-217
+54.07, 76.96' RT
EXISTING R/W
WETLAND BOUNDARY
℄ HN
15"HN"
14"HN1"
13"HN1"
HN1"
HN1 +69.07, -2.50' LT
HN1 +29.69 0.00' RT
HN1 +72.17 0.00'
HN1 +29.21 0.93' RT
℄ HN1
PARALLEL
HINGE POINT LINE
SLOPE INTERCEPT
WETLAND BOUNDARY
BEAMGUARD REPLACEMENT (SEE CROSS SECTIONS "NB BG REPLACEMENT AT HAMPTON AVE ENTRANCE RAMP, R/L HN1")
MENOMONEE RIVER
BG15 BG16 BG17 BG18 BG19 CSD CP10 CG24 IR CBS CBEA AG02 CP02 CBT1 CBT2 CP30 A FO

NOTES
1. THE LOCATION OF THE BASE PATCHES AS SHOWN IN THE PLANS IS APPROXIMATE AND SHOULD BE VERIFIED IN THE FIELD.

PROJECT NO: 1100-20-71	HWY: IH 41	COUNTY: MILWAUKEE	PLAN DETAIL	SHEET 79	E

FILE NAME : N:\PDS\C3D\11002000\SHEETSPLAN\11002071\C3D 2018\11002001_021202-PD.DWG
LAYOUT NAME - 021214-PD
PLOT DATE : 9/23/2024 8:45 AM PLOT BY : CASTRO, JOEL PLOT NAME : PLOT SCALE : 1 IN 40 FT
WISDOT/CADDS SHEET 42

Addendum No. 02
ID 1100-20-71
Revised Sheet 80
September 26, 2024

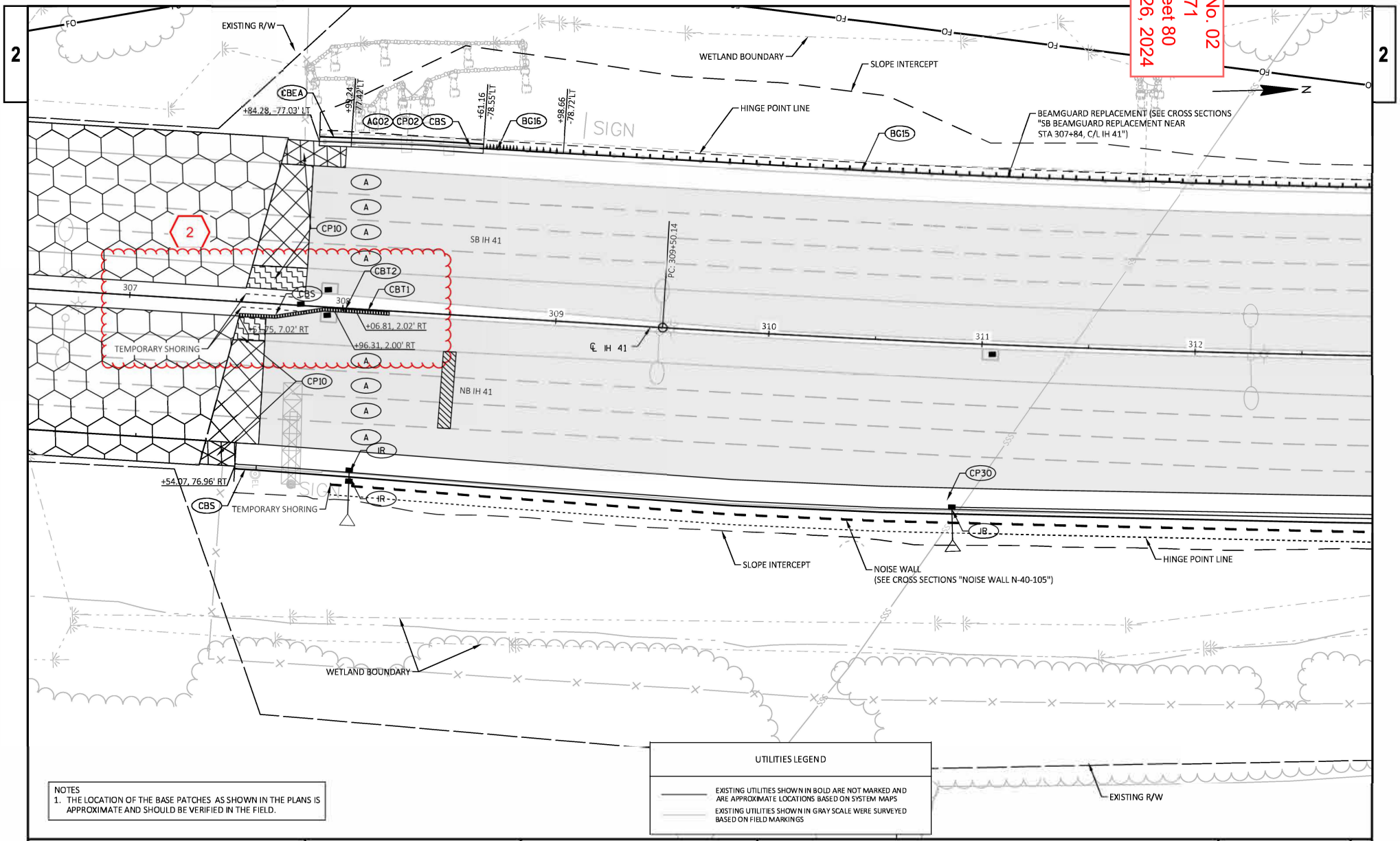

NOTES
1. THE LOCATION OF THE BASE PATCHES AS SHOWN IN THE PLANS IS APPROXIMATE AND SHOULD BE VERIFIED IN THE FIELD.

PROJECT NO: 1100-20-71	HWY: IH 41	COUNTY: MILWAUKEE	PLAN DETAIL	SHEET 80	E

FILE NAME : N:\PDS\C3D\11002000\SHEETSPLAN\11002071\C3D 2018\11002001_021202-PD.DWG
LAYOUT NAME - 021215-PD
PLOT DATE : 9/23/2024 8:46 AM PLOT BY : CASTRO, JOEL PLOT NAME : PLOT SCALE : 1 IN=40 FT
WISDOT/CADDS SHEET 42

Addendum No. 02
ID 1100-20-71
Revised Sheet 130
September 26, 2024

2

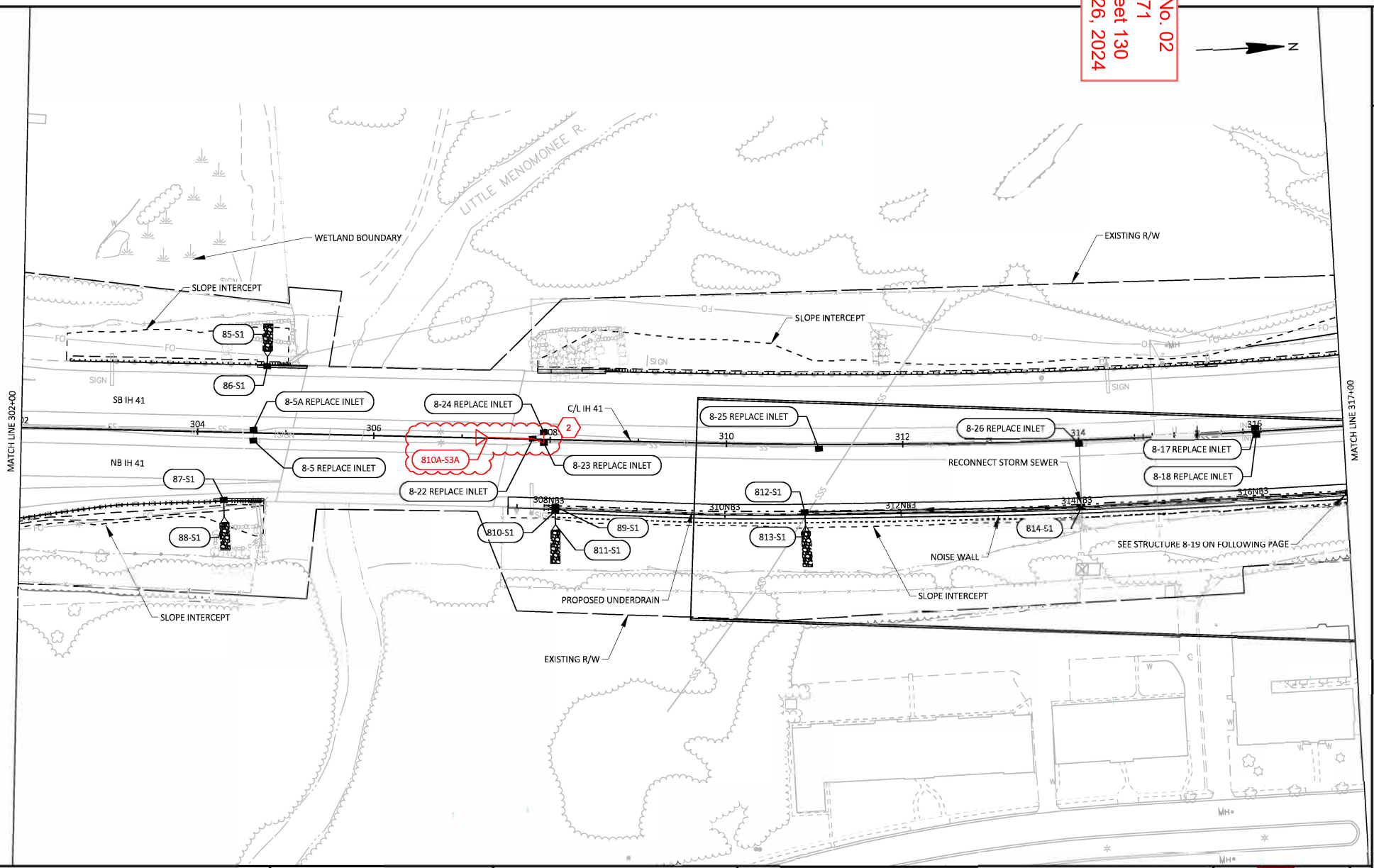

2

PROJECT NO: 1100-20-71	HWY: IH 41	COUNTY: MILWAUKEE	STORM SEWER PLAN	SHEET 130	E

FILE NAME : I:\79555\C3D\1100-20-00\SHEETSPLAN\STORM SEWER SHEET FILES\022502_SS UP TO DATE.DWG
LAYOUT NAME - 022506_ss
PLOT DATE : 9/20/2024 10:32 AM PLOT BY : ANDREW PATEK PLOT NAME : PLOT SCALE : 1 IN:100 FT
WISDOT/CADDS SHEET 42

3

REMOVALS

CATEGORY	STATION	TO	STATION	LOCATION	204.0100 REMOVING CONCRETE PAVEMENT SY	204.0109.S REMOVING CONCRETE SURFACE PARTIAL DEPTH SF	204.0115 REMOVING ASPHALTIC SURFACE BUTT JOINTS SY	204.0120 REMOVING ASPHALTIC SURFACE MILLING SY	204.0150 REMOVING CURB & GUTTER LF	204.0157 REMOVING CONCRETE BARRIER LF	204.0165 REMOVING GUARDRAIL LF	204.0170 REMOVING FENCE LF	420.1000 CONTINUOUS DIAMOND GRINDING CONCRETE PAVEMENT SY	REMARKS
1000	243+35	-	348+72	NB IH 41	1,047	--	65	61,455	105	1,360	1,094	--	--	
	243+35	-	348+72	SB IH 41	3,054	--	76	64,546	210	780	3,273	315	--	
	"HM3" 276+95.46	-	"HM3" 280+80.06	HAMPTON NB EXIT RAMP	--	--	--	--	--	--	265	385	--	
	16+00 "HK"	-	22+50 "HK"	HAMPTON SB ENTRANCE RAMP	50	--	--	--	318	--	83	--	--	
	3+23 "HN"	-	14+71 "HN"	HAMPTON NB ENTRANCE RAMP	--	--	--	--	57	--	288	--	4,186	
	249+89	-	253+80	CAPITOL NB ENTRANCE RAMP	--	3,160	--	--	--	--	--	--	--	
	344+55	-	348+72	SILVER SPRING NB ENTRANCE RAMP	--	5,219	--	--	--	--	--	--	--	
	318+63	-	323+83	SILVER SPRING SB ENTRANCE RAMP	--	4,255	--	--	--	--	--	--	--	
	243+34	-	247+50	NB INSIDE SHOULDER	--	4,193	--	--	--	--	--	--	--	
	243+34	-	247+50	SB INSIDE SHOULDER	--	4,268	--	--	--	--	--	--	--	
	255+75	-	262+50	NB INSIDE SHOULDER	--	9,808	--	--	--	--	--	--	--	
	255+75	-	262+50	SB INSIDE SHOULDER	--	11,330	--	--	--	--	--	--	--	
	270+25	-	276+52	NB INSIDE SHOULDER	--	8,930	--	--	--	--	--	--	--	
	270+25	-	276+52	SB INSIDE SHOULDER	--	10,279	--	--	--	--	--	--	--	
	334+31	-	335+33	NB INSIDE SHOULDER	--	1,210	--	--	--	--	--	--	--	
	334+31	-	335+33	SB INSIDE SHOULDER	--	1,593	--	--	--	--	--	--	--	
	276+52	-	308+30	NB INSIDE SHOULDER	--	42,252	--	--	--	--	--	--	--	
	276+52	-	308+30	SB INSIDE SHOULDER	--	47,320	--	--	--	--	--	--	--	
	316+75	-	332+00	NB INSIDE SHOULDER	--	24,163	--	--	--	--	--	--	--	
	316+75	-	332+00	SB INSIDE SHOULDER	--	25,067	--	--	--	--	--	--	--	
	340+00	-	348+72	NB INSIDE SHOULDER	--	13,586	--	--	--	--	--	--	--	
	340+00	-	348+72	SB INSIDE SHOULDER	--	13,976	--	--	--	--	--	--	--	
				TOTAL	4,151	230,608	141	126,001	689	2,140	5,003	700	4,186	

2

GRUBBING

CATEGORY	STATION	TO	STATION	OFFSET	201.0205 GRUBBING STA	REMARKS
1000	243+00	-	243+35	LT	20	
	261+00	-	263+00	RT	2	
	264+00	-	271+00	LT	7	
	272+00	-	290+00	LT	18	
	307+00	-	326+00	RT	19	
				TOTAL	66	

REMOVING ASPHALTIC LONGITUDINAL NOTCHED WEDGE JOINT MILLING

CATEGORY	STATION	TO	STATION	LOCATION	204.0126.S REMOVING ASPHALTIC LONGITUDINAL NOTCHED WEDGE JOINT MILLING LF	REMARKS
1000	243+35	-	348+74	NB IH 41	9,944	
	243+35	-	348+49	SB IH 41	9,917	
				TOTAL	19,861	

FINISHING ROADWAY

CATEGORY	LOCATION	213.0100.01 FINISHING ROADWAY (1100-20-71) EACH	REMARKS
1000	IH 41	1	
	TOTAL	1	

Addendum No. 02
ID 1100-20-71
Revised Sheet 408
September 26, 2024

PROJECT NO: 1100-20-71	HWY: IH 41	COUNTY: MILWAUKEE	MISCELLANEOUS QUANTITIES	SHEET 408	E

3

HMA COLD WEATHER PAVING

CATEGORY	STATION	TO	STATION	LOCATION	450.4000 HMA COLD WEATHER PAVING TON	REMARKS
1000	243+35	-	348+72	IH 41	8,089	
				TOTAL	8,089	

MATERIAL TRANSFER VEHICLE

CATEGORY	LOCATION	460.9000.S MATERIAL TRANSFER VEHICLE (1100-20-71) EACH	REMARKS
1000	IH 41	0.5	
	TOTAL	0.5	

ASPHALT

CATEGORY	STATION	TO	STATION	LOCATION	455.0605 TACK COAT GAL	460.7423 HMA PAVEMENT 3 HT 58-28 H TON	460.8625 HMA PAVEMENT 5 SMA 58-28 V TON	REMARKS
1000	243+34	-	308+30	NB IH 41	4,528	5,329	4,515	
	208+30	-	332+00	NB IH 41	1,813	2,100	1,856	
	332+00	-	348+82	NB IH 41	994	1,162	990	
	243+34	-	308+30	SB IH 41	4,156	4,863	4,205	
	247+50	-	270+25	SB IH 41	700	3,592	653	
	308+30	-	332+00	SB IH 41	1,713	1,966	1,783	
	332+00	-	348+82	SB IH 41	999	1,117	965	
				TOTAL	14,902	20,130	14,967	

3

TEMPORARY SHORING

2

CATEGORY	STATION	TO	STATION	LOCATION	511.1100 TEMPORARY SHORING SF	511.1300.01 TEMPORARY SHORING (N-40-105) SF	REMARKS
1000	307+52	-	308+22	IH 41 NB	600	--	
	307+92	-	325+42	IH 41 NB	--	5,250	
				TOTAL	600	5,250	

CONCRETE SURFACE DRAIN

CATEGORY	STATION	LOCATION	602.3010 CONCRETE SURFACE DRAIN CY	REMARKS
1000	263+67	NB IH 41	2	
		TOTAL	2	

CURB AND GUTTER

CATEGORY	STATION	TO	STATION	LOCATION	601.0551 CONCRETE CURB & GUTTER 4-INCH SLOPED 36 INCH TYPE A LF	601.0555 CONCRETE CURB & GUTTER 6-INCH SLOPED 36 INCH TYPE A LF	601.0590 CONCRETE CURB & GUTTER 4-INCH SLOPED 36 INCH TYPE TBTT LF	REMARKS
1000	243+35	-	348+72	SB IH 41	--	379	--	
	16+00 "HK"	-	22+50 "HK"	HAMPTON SB ENTRANCE RAMP	78	--	40	
				TOTAL	78	379	40	

Addendum No. 02
ID 1100-20-71
Revised Sheet 410
September 26, 2024

3

CONCRETE BARRIER

CATEGORY	STATION	TO	STATION	LOCATION	603.0105 CONCRETE BARRIER SINGLE-FACED 32-INCH LF	603.1142 CONCRETE BARRIER TYPE S42 LF	603.1442 CONCRETE BARRIER TYPE S42C LF	603.3213 CONCRETE BARRIER TRANSITION TYPE F32SF TO S36 EACH	603.3535 CONCRETE BARRIER TRANSITION TYPE S36 TO S42 EACH	SPV.0060.0003 CONCRETE BARRIER TYPE S42 END ANCHOR EACH	SPV.0090.0001 CONCRETE BARRIER DOUBLE FACED LF	REMARKS
1000	289+80	-	289+90	NB IH 41 OUTSIDE	0	0	0	0	0	1	0	
	289+90	-	291+86	NB IH 41 OUTSIDE	0	195	0	0	0	0	0	
	291+86	-	291+96	NB IH 41 OUTSIDE	0	0	0	0	0	1	0	
	307+54	-	307+64	NB IH 41 OUTSIDE	0	0	0	0	0	1	0	
	307+64	-	325+60	NB IH 41 OUTSIDE	0	1,802	0	0	0	0	0	
	325+60	-	325+70	NB IH 41 OUTSIDE	0	0	0	0	0	1	0	
	333+87	-	333+97	NB IH 41 OUTSIDE	0	0	0	0	0	1	0	
	333+97	-	335+31	NB IH 41 OUTSIDE	0	153	0	0	0	0	0	
	335+31	-	335+41	NB IH 41 OUTSIDE	0	0	0	0	0	1	0	
	337+21	-	337+36	NB IH 41 OUTSIDE	0	15	0	0	0	0	0	
	342+15	-	343+43	NB IH 41 OUTSIDE	0	128	0	0	0	0	0	
	243+44	-	243+59	NB IH 41 MEDIAN	0	0	0	0	0	0	15	
	244+19	-	244+34	NB IH 41 MEDIAN	0	0	0	0	0	0	15	
	245+73	-	245+88	NB IH 41 MEDIAN	0	0	0	0	0	0	15	
	247+86	-	248+01	NB IH 41 MEDIAN	0	0	0	0	0	0	15	
	248+49	-	248+64	NB IH 41 MEDIAN	15	0	0	0	0	0	0	
	249+94	-	250+09	NB IH 41 MEDIAN	15	0	0	0	0	0	0	
	252+44	-	252+59	NB IH 41 MEDIAN	15	0	0	0	0	0	0	
	254+75	-	254+90	NB IH 41 MEDIAN	15	0	0	0	0	0	0	
	258+19	-	258+34	NB IH 41 MEDIAN	15	0	0	0	0	0	0	
	258+78	-	258+88	NB IH 41 MEDIAN	0	0	0	1	0	0	0	
	258+88	-	258+99	NB IH 41 MEDIAN	0	0	0	0	1	0	0	
	258+99	-	260+01	NB IH 41 MEDIAN	0	103	0	0	0	0	0	
	260+01	-	260+12	NB IH 41 MEDIAN	0	0	0	0	1	0	0	
	260+12	-	260+22	NB IH 41 MEDIAN	0	0	0	1	0	0	0	
	261+42	-	261+57	NB IH 41 MEDIAN	15	0	0	0	0	0	0	
	269+40	-	269+55	NB IH 41 MEDIAN	15	0	0	0	0	0	0	
	273+92	-	274+07	NB IH 41 MEDIAN	15	0	0	0	0	0	0	
	276+41	-	276+56	NB IH 41 MEDIAN	15	0	0	0	0	0	0	
	279+94	-	280+09	NB IH 41 MEDIAN	15	0	0	0	0	0	0	
	283+46	-	283+61	NB IH 41 MEDIAN	15	0	0	0	0	0	0	
	286+72	-	286+87	NB IH 41 MEDIAN	15	0	0	0	0	0	0	
	292+95	-	293+10	NB IH 41 MEDIAN	15	0	0	0	0	0	0	
	295+94	-	296+09	NB IH 41 MEDIAN	15	0	0	0	0	0	0	
	298+97	-	299+12	NB IH 41 MEDIAN	15	0	0	0	0	0	0	
	300+76	-	301+06	NB IH 41 MEDIAN	30	0	0	0	0	0	0	
	301+76	-	301+91	NB IH 41 MEDIAN	15	0	0	0	0	0	0	
	303+54	-	303+84	NB IH 41 MEDIAN	30	0	0	0	0	0	0	
	307+52	-	307+96	NB IH 41 MEDIAN	0	35	0	0	0	0	0	
	307+96	-	308+06	NB IH 41 MEDIAN	0	0	0	0	1	0	0	
	308+06		308+22	NB IH 41 MEDIAN	0	0	0	1	0	0	0	
	314+62	-	314+73	NB IH 41 MEDIAN	0	0	0	0	0	0	0	
	314+73	-	314+84	NB IH 41 MEDIAN	0	0	0	0	1	0	0	
	314+84	-	315+86	NB IH 41 MEDIAN	0	100	0	0	0	0	0	
	315+86	-	315+97	NB IH 41 MEDIAN	0	0	0	0	1	0	0	CONTINUED

2

Addendum No. 02
ID 1100-20-71
Revised Sheet 411
September 26, 2024

3

3

CONCRETE BARRIER

CATEGORY	STATION	TO	STATION	LOCATION	603.0105 CONCRETE BARRIER SINGLE-FACED 32-INCH LF	603.1142 CONCRETE BARRIER TYPE S42 LF	603.1442 CONCRETE BARRIER TYPE S42C LF	603.3213 CONCRETE BARRIER TRANSITION TYPE F32SF TO S36 EACH	603.3535 CONCRETE BARRIER TRANSITION TYPE S36 TO S42 EACH	SPV.0060.0003 CONCRETE BARRIER TYPE S42 END ANCHOR EACH	SPV.0090.0001 CONCRETE BARRIER DOUBLE FACED LF	REMARKS
1000	315+97	-	316+07	NB IH 41 MEDIAN	0	0	0	1	0	0	0	
	318+46	-	318+61	NB IH 41 MEDIAN	15	0	0	0	0	0	0	
	321+07	-	321+22	NB IH 41 MEDIAN	15	0	0	0	0	0	0	
	323+44	-	323+59	NB IH 41 MEDIAN	15	0	0	0	0	0	0	
	326+47	-	326+62	NB IH 41 MEDIAN	15	0	0	0	0	0	0	
	329+43	-	329+58	NB IH 41 MEDIAN	15	0	0	0	0	0	0	
	333+36	-	334+19	NB IH 41 MEDIAN	83	0	0	0	0	0	0	
	340+70	-	340+85	NB IH 41 MEDIAN	15	0	0	0	0	0	0	
	341+18	-	341+33	NB IH 41 MEDIAN	15	0	0	0	0	0	0	
	344+18	-	344+33	NB IH 41 MEDIAN	15	0	0	0	0	0	0	
	261+61	-	261+71	SB IH 41 OUTSIDE	0	0	0	0	0	1	0	
	261+71	-	263+09	SB IH 41 OUTSIDE	0	139	0	0	0	0	0	
	263+09	-	263+19	SB IH 41 OUTSIDE	0	0	0	0	0	1	0	
	290+51	-	290+61	SB IH 41 OUTSIDE	0	0	0	0	0	1	0	
	290+61	-	292+10	SB IH 41 OUTSIDE	0	169	0	0	0	0	0	
	292+10	-	292+20	SB IH 41 OUTSIDE	0	0	0	0	0	1	0	
	307+84	-	307+94	SB IH 41 OUTSIDE	0	0	0	0	0	1	0	
	307+94	-	308+59	SB IH 41 OUTSIDE	0	67	0	0	0	0	0	
	324+27	-	324+37	SB IH 41 OUTSIDE	0	0	0	0	0	1	0	
	324+37	-	326+75	SB IH 41 OUTSIDE	0	238	0	0	0	0	0	
	326+75	-	326+85	SB IH 41 OUTSIDE	0	0	0	0	0	1	0	
	338+55	-	338+70	SB IH 41 OUTSIDE	15	0	0	0	0	0	0	
	258+78	-	258+88	SB IH 41 MEDIAN	0	0	0	1	0	0	0	
	258+88	-	258+99	SB IH 41 MEDIAN	0	0	0	0	1	0	0	
	258+99	-	260+01	SB IH 41 MEDIAN	0	103	0	0	0	0	0	
	260+01	-	260+12	SB IH 41 MEDIAN	0	0	0	0	1	0	0	
	260+12	-	260+22	SB IH 41 MEDIAN	0	0	0	1	0	0	0	
	261+42	-	261+57	SB IH 41 MEDIAN	15	0	0	0	0	0	0	
	263+20	-	263+35	SB IH 41 MEDIAN	15	0	0	0	0	0	0	
	263+70	-	263+85	SB IH 41 MEDIAN	15	0	0	0	0	0	0	
	264+17	-	264+32	SB IH 41 MEDIAN	15	0	0	0	0	0	0	
	266+43	-	266+58	SB IH 41 MEDIAN	15	0	0	0	0	0	0	
	269+40	-	269+55	SB IH 41 MEDIAN	15	0	0	0	0	0	0	
	273+92	-	274+07	SB IH 41 MEDIAN	15	0	0	0	0	0	0	
	276+40	-	276+55	SB IH 41 MEDIAN	15	0	0	0	0	0	0	
	279+93	-	280+08	SB IH 41 MEDIAN	15	0	0	0	0	0	0	
	283+45	-	283+60	SB IH 41 MEDIAN	15	0	0	0	0	0	0	
	286+71	-	286+86	SB IH 41 MEDIAN	15	0	0	0	0	0	0	
	292+94	-	293+09	SB IH 41 MEDIAN	15	0	0	0	0	0	0	
	295+97	-	296+12	SB IH 41 MEDIAN	15	0	0	0	0	0	0	
	301+75	-	301+90	SB IH 41 MEDIAN	15	0	0	0	0	0	0	
	314+63	-	314+73	SB IH 41 MEDIAN	0	0	0	1	0	0	0	
	314+73	-	314+84	SB IH 41 MEDIAN	0	0	0	0	1	0	0	
	314+84	-	315+86	SB IH 41 MEDIAN	0	100	0	0	0	0	0	
	315+86	-	315+97	SB IH 41 MEDIAN	0	0	0	0	1	0	0	
	315+97	-	316+07	SB IH 41 MEDIAN	0	0	0	1	0	0	0	
	318+45	-	318+60	SB IH 41 MEDIAN	15	0	0	0	0	0	0	
	321+06	-	321+21	SB IH 41 MEDIAN	15	0	0	0	0	0	0	
	323+43	-	323+58	SB IH 41 MEDIAN	15	0	0	0	0	0	0	
	326+46	-	326+61	SB IH 41 MEDIAN	15	0	0	0	0	0	0	CONTINUED

2

Addendum No. 02
ID 1100-20-71
Revised Sheet 412
September 26, 2024

3

CONCRETE BARRIER

CATEGORY	STATION	TO	STATION	LOCATION	603.0105 CONCRETE BARRIER SINGLE-FACED 32-INCH LF	603.1142 CONCRETE BARRIER TYPE S42 LF	603.1442 CONCRETE BARRIER TYPE S42C LF	603.3213 CONCRETE BARRIER TRANSITION TYPE F32SF TO S36 EACH	603.3535 CONCRETE BARRIER TRANSITION TYPE S36 TO S42 EACH	SPV.0060.0003 CONCRETE BARRIER TYPE S42 END ANCHOR EACH	SPV.0090.0001 CONCRETE BARRIER DOUBLE FACED LF	REMARKS
	332+45	-	332+60	SB IH 41 MEDIAN	15	0	0	0	0	0	0	
	329+42	-	329+57	SB IH 41 MEDIAN	15	0	0	0	0	0	0	
	334+15	-	334+30	SB IH 41 MEDIAN	15	0	0	0	0	0	0	
	334+53	-	334+68	SB IH 41 MEDIAN	15	0	0	0	0	0	0	
	337+25	-	337+40	SB IH 41 MEDIAN	15	0	0	0	0	0	0	
	340+68	-	340+83	SB IH 41 MEDIAN	15	0	0	0	0	0	0	
	341+17	-	341+32	SB IH 41 MEDIAN	15	0	0	0	0	0	0	
	344+00	-	344+15	SB IH 41 MEDIAN	15	0	0	0	0	0	0	
	344+17	-	344+32	SB IH 41 MEDIAN	15	0	0	0	0	0	0	
	17+00 "HK"	-	17+10 "HK"	HAMPTON SB ENTRANCE RAMP	0	0	0	0	0	1	0	
	17+10 "HK"	-	21+08 "HK"	HAMPTON SB ENTRANCE RAMP	0	0	400	0	0	0	0	
	21+08 "HK"	-	21+18 "HK"	HAMPTON SB ENTRANCE RAMP	0	0	0	0	0	1	0	
				TOTAL	926	3,352	400	9	9	15	60	

2

TEMPORARY CONCRETE BARRIER

CATEGORY	LOCATION	603.8000 CONCRETE BARRIER TEMPORARY PRECAST DELIVERED LF	603.8125 CONCRETE BARRIER TEMPORARY PRECAST INSTALLED LF	REMARKS
1000	NB IH 41	314	314	STAGE 1 & STAGE 1N
	SB IH 41	314	314	STAGE 1 & STAGE 1N
	NB IH 41	2,826	2,826	STAGE 2
	SB IH 41	6,428	6,428	STAGE 2
	NB IH 41	8,472	11,612	STAGE 3 & STAGE 3B
	SB IH 41	4,634	11,376	STAGE 3 & STAGE 3B
	TOTAL	22,988	32,870	

RIPRAP MEDIUM

CATEGORY	STATION	TO	STATION	LOCATION	606.0200 RIPRAP MEDIUM CY	REMARKS
1000	243+35	-	348+72	IH 41	75	
				TOTAL	75	

APRON ENDWALL FOR UNDERDRAIN

CATEGORY	STATION	TO	STATION	LOCATION	612.0806 APRON ENDWALL FOR UNDERDRAIN EACH	REMARKS
1000	243+35	-	348+72	IH 41	1	
				TOTAL	1	

Addendum No. 02
ID 1100-20-71
Revised Sheet 413
September 26, 2024

PIPE UNDERDRAIN

CATEGORY	STATION	TO	STATION	LOCATION	SPV.0090.0002 PIPE UNDERDRAIN 6-INCH SPECIAL LF	612.0406 PIPE UNDERDRAIN WRAPPED 6-INCH LF	612.0406 APRON ENDWALLS FOR UNDERDRAIN REINFORCED CONCRETE 6-INCH EACH	REMARKS
1000	304+00	-	305+00	NB IH 41	--	140	1	
	303+00	-	325+01	NB IH 41	1,761	--	--	
				TOTAL	1,761	140	1	

MAINTENANCE AND REPAIR OF HAUL ROADS

CATEGORY	STATION	TO	STATION	LOCATION	618.0100 MAINTENANCE AND REPAIR OF HAUL ROADS EACH	REMARKS
1000	243+35	-	348+72	IH 41	1	
				TOTAL	1	

3

3

STORM SEWER PIPES

LOCATION	FROM	TO	INLET ELEVATION	DISCHARGE ELEVATION	SLOPE FT/FT	608.0318 STORM SEWER PIPE REINFORCED CONCRETE CLASS III 18-INCH LF	608.0324 24-INCH LF	608.0330 30-INCH LF	608.0342 42-INCH LF	COMMENTS
1100-20-71 STAGE 1										
IH41	711-S1	724-S1	702.82	702.78	0.0050	8	--	--	--	
IH41	724-S1	712A-S1	702.78	701.89	0.0066	135	--	--	--	
IH41	712A-S1	712-S1	701.89	701.79	0.0066	15	--	--	--	
IH41	712-S1	713-S1	701.79	701.60	0.0067	27	--	--	--	
IH41	718-S1	716-S1	700.96	700.93	0.0050	6	--	--	--	
IH41	810-S1	811-S1	712.50	712.42	0.0050	15	--	--	--	
IH41	812-S1	813-S1	716.50	716.42	0.0050	--	15	--	--	
IH41	814-S1	812-S1	717.53	716.50	0.0033	--	314	--	--	
IH41	819-S1	814-S1	719.04	717.53	0.0050	--	303	--	--	
IH41	86-S1	85-S1	712.00	711.95	0.0050	11	--	--	--	
IH41	87-S1	88-S1	709.74	709.64	0.0050	19	--	--	--	
IH41	89-S1	810-S1	712.53	712.50	0.0051	5	--	--	--	
IH41	91-S1	93-S1	721.51	720.98	0.0050	106	--	--	--	
IH41	94-S1	93-S1	720.31	720.10	0.0100	--	--	--	21	
IH41	93-S1	RS_9-20	718.98	718.84	0.0174	--	--	--	8	
IH41	97-S1	93-S1	723.57	720.98	0.0245	106	--	--	--	
IH41	713-S1	RS_7-15	699.19	699.16	0.0036	--	--	--	8	
IH41	716-S1	722-S1	700.93	700.78	0.0050	30	--	--	--	
IH41	722-S1	721-S1	700.01	699.90	0.0100	--	--	--	11	
IH41	723-S1	722-S1	702.98	702.85	0.0050	25	--	--	--	
IH41	7-20 ADJUSTING INLET	RS_7-19	704.29	701.81	0.0179	138	--	--	--	
IH41	RS_7-14	713-S1	701.16	700.19	0.1210	--	--	8	--	
IH41	RS_7-19	718-S1	701.00	700.96	0.0050	8	--	--	--	
					STAGE 1 SUBTOTAL	654	632	8	48	
					STAGE 1 TOTAL	654	632	8	48	
1100-20-71 STAGE 3										
IH41	8-24 REPLACE INLET	8-23 REPLACE INLET	712.45	712.39	0.0050	12	--	--	--	PIPE INVERTS TO BE VERIFIED IN FIELD
IH41	8-23 REPLACE INLET	8-22 REPLACE INLET	712.39	712.33	0.0050	13	--	--	--	PIPE INVERTS TO BE VERIFIED IN FIELD
IH41	8-22 REPLACE INLET	810A-S3A	712.33	712.07	0.0050	51	--	--	--	PIPE INVERTS TO BE VERIFIED IN FIELD
					STAGE 3 SUBTOTAL	76	0	0	0	
					STAGE 3 TOTAL	76	0	0	0	
					1100-20-71 PROJECT	730	632	8	48	

2

2

Addendum No. 02
ID 1100-20-71
Revised Sheet 425
September 26, 2024

3

3

STORM SEWER STRUCTURES

LOCATION	STRUCTURE	STATION	OFFSET	RIM ELEVATION	INVERT ELEVATION	DEPTH FT	522.1018 APRON ENDWALLS FOR CULVERT PIPE REINFORCED CONCRETE 18-INCH EACH	522.1024 24-INCH EACH	522.1042 42-INCH EACH	611.0642 INLET COVERS TYPE MS EACH	611.0610 TYPE BW EACH	611.2005 MANHOLES 5-FT DIAMETER EACH	611.2006 6-FT DIAMETER EACH	611.2007 7-FT DIAMETER EACH	611.2008 8-FT DIAMETER EACH	
IH41	5-5 REPLACE INLET	247+02.99	2.00' LT	730.16	--	--	--	--	--	--	1	--	--	--	--	
IH41	5-6 REPLACE INLET	247+02.92	2.00' RT	730.17	--	--	--	--	--	--	1	--	--	--	--	
IH41	5-7 REPLACE INLET	250+02.46	2.00' RT	727.15	--	--	--	--	--	--	1	--	--	--	--	
IH41	5-8 REPLACE INLET	252+51.58	1.90' RT	724.75	--	--	--	--	--	--	1	--	--	--	--	
IH41	5-9 REPLACE INLET	254+82.51	2.00' RT	722.30	--	--	--	--	--	--	1	--	--	--	--	
IH41	6-1 REPLACE INLET	273+98.81	2.00' LT	718.14	--	--	--	--	--	--	1	--	--	--	--	
IH41	6-2 REPLACE INLET	273+99.37	2.00' RT	718.29	--	--	--	--	--	--	1	--	--	--	--	
IH41	6-3 REPLACE INLET	276+47.39	2.00' LT	716.00	--	--	--	--	--	--	1	--	--	--	--	
IH41	6-4 REPLACE INLET	276+48.41	2.00' RT	715.99	--	--	--	--	--	--	1	--	--	--	--	
IH41	7-1 REPLACE INLET	280+00.04	2.78' LT	714.00	--	--	--	--	--	--	1	--	--	--	--	
IH41	7-10 REPLACE INLET	296+04.95	2.52' RT	711.34	--	--	--	--	--	--	1	--	--	--	--	
IH41	7-2 REPLACE INLET	280+01.17	2.61' RT	714.28	--	--	--	--	--	--	1	--	--	--	--	
IH41	7-3 REPLACE INLET	283+52.18	4.03' LT	711.70	--	--	--	--	--	--	1	--	--	--	--	
IH41	7-4 REPLACE INLET	283+54.13	4.34' RT	711.76	--	--	--	--	--	--	1	--	--	--	--	
IH41	7-5 REPLACE INLET	286+77.86	3.04' LT	709.97	--	--	--	--	--	--	1	--	--	--	--	
IH41	7-6 REPLACE INLET	286+78.50	2.66' RT	709.98	--	--	--	--	--	--	1	--	--	--	--	
IH41	7-7 REPLACE INLET	293+00.95	3.41' LT	709.59	--	--	--	--	--	--	1	--	--	--	--	
IH41	7-8 REPLACE INLET	293+01.71	2.79' RT	709.70	--	--	--	--	--	--	1	--	--	--	--	
IH41	7-9 REPLACE INLET	296+04.27	2.82' LT	711.16	--	--	--	--	--	--	1	--	--	--	--	
IH41	7-25 REPLACE INLET	289+75.35	4.24' RT	708.11	--	--	--	--	--	--	1	--	--	--	--	
IH41	7-26 REPLACE INLET	289+74.84	4.47' LT	708.19	--	--	--	--	--	--	1	--	--	--	--	
IH41	7-27 REPLACE INLET	290+25.56	4.09' LT	707.75	--	--	--	--	--	--	1	--	--	--	--	
IH41	7-28 REPLACE INLET	290+28.10	4.44' RT	707.68	--	--	--	--	--	--	1	--	--	--	--	
IH41	8-1 REPLACE INLET	299+01.49	3.69' LT	713.25	--	--	--	--	--	--	1	--	--	--	--	
IH41	8-17 REPLACE INLET	316+00.19	4.21' LT	724.70	--	--	--	--	--	--	1	--	--	--	--	
IH41	8-18 REPLACE INLET	316+01.27	4.17' RT	724.74	--	--	--	--	--	--	1	--	--	--	--	
IH41	8-2 REPLACE INLET	299+04.52	3.78' RT	713.22	--	--	--	--	--	--	1	--	--	--	--	
IH41	8-20 REPLACE INLET	318+51.57	4.01' LT	725.94	--	--	--	--	--	--	1	--	--	--	--	
IH41	8-21 REPLACE INLET	318+52.85	4.10' RT	725.87	--	--	--	--	--	--	1	--	--	--	--	
IH41	8-3 REPLACE INLET	301+82.02	3.58' LT	715.01	--	--	--	--	--	--	1	--	--	--	--	
IH41	8-4 REPLACE INLET	301+82.98	3.80' RT	715.16	--	--	--	--	--	--	1	--	--	--	--	
IH41	8-5 REPLACE INLET	304+63.42	8.75' RT	717.51	--	--	--	--	--	--	1	--	--	--	--	
IH41	8-5A REPLACE INLET	304+63.37	3.71' LT	716.79	--	--	--	--	--	--	1	--	--	--	--	
IH41	8-22 REPLACE INLET	307+80.26	0.63' LT	718.36	--	--	--	--	--	--	1	--	--	--	--	
IH41	8-23 REPLACE INLET	307+92.91	3.79' RT	719.16	--	--	--	--	--	--	1	--	--	--	--	
IH41	8-24 REPLACE INLET	307+92.71	8.15' LT	719.18	--	--	--	--	--	--	1	--	--	--	--	
IH41	8-25 REPLACE I				--	--	--	--	--	--	1	--	--	--	--	
IH41	8-26 REPLACE I				--	--	--	--	--	--	1	--	--	--	--	
IH41	9-10 REPLACE I				--	--	--	--	--	--	1	--	--	--	--	
IH41	9-11 REPLACE I				--	--	--	--	--	--	1	--	--	--	--	
IH41	9-15 REPLACE I				--	--	--	--	--	--	1	--	--	--	--	
IH41	9-16 REPLACE I				--	--	--	--	--	--	1	--	--	--	--	
IH41	9-17 REPLACE I				--	--	--	--	--	--	1	--	--	--	--	
IH41	9-18 REPLACE INLET	329+50.00	4.18' RT	750.92	--	--	--	--	--	--	1	--	--	--	--	
IH41	9-19 REPLACE INLET	332+53.08	3.98' LT	758.69	--	--	--	--	--	--	1	--	--	--	--	
IH41	9-5 REPLACE INLET	321+12.75	4.07' LT	728.21	--	--	--	--	--	--	1	--	--	--	--	
IH41	2 9-6 REPLACE INLET	321+14.27	4.32' RT	728.02	--	--	--	--	--	--	1	--	--	--	--	
IH41	810A-S3A	307+29.42	0.80' LT	712.07	--	--	1	--	--	--	--	--	--	--	--	
						STAGE 3 SUBTOTAL	1	0	0	0	68	0	0	0	0	0
						1100-20-71 STAGE 3 TOTAL	1	0	0	0	68	0	0	0	0	
						1100-20-71 PROJECT TOTAL	4	1	1	8	83	1	1	1	1	
							2									

Addendum No. 02
ID 1100-20-71
Revised Sheet 428
September 26, 2024

Addendum No. 02
ID 1100-20-71
Revised Sheet
September 26, 2024

3

3

							611.3004	611.3901	611.3902	611.8115	
							INLETS				
LOCATION	STRUCTURE	STATION	OFFSET	RIM ELEVATION	INVERT ELEVATION	DEPTH FT	4-FT DIAMETER EACH	MEDIAN 1 GRATE EACH	MEDIAN 2 GRATE EACH	ADJUSTING INLET COVERS EACH	COMMENTS
IH41	5-5 REPLACE INLET	247+02.99	2.00' LT	730.16	–	–	1	--	–	--	SEE RECONNECT STORM SEWER SPV
IH41	5-6 REPLACE INLET	247+02.92	2.00' RT	730.17	–	–	1	--	–	--	SEE RECONNECT STORM SEWER SPV
IH41	5-7 REPLACE INLET	250+02.46	2.00' RT	727.15	–	–	1	--	–	--	SEE RECONNECT STORM SEWER SPV
IH41	5-8 REPLACE INLET	252+51.58	1.90' RT	724.75	–	–	1	--	–	--	SEE RECONNECT STORM SEWER SPV
IH41	5-9 REPLACE INLET	254+82.51	2.00' RT	722.30	–	–	1	--	–	--	SEE RECONNECT STORM SEWER SPV
IH41	6-1 REPLACE INLET	273+98.81	2.00' LT	718.14	–	–	1	--	–	--	SEE RECONNECT STORM SEWER SPV
IH41	6-2 REPLACE INLET	273+99.37	2.00' RT	718.29	–	–	1	--	–	--	SEE RECONNECT STORM SEWER SPV
IH41	6-3 REPLACE INLET	276+47.39	2.00' LT	716.00	–	–	1	--	–	--	SEE RECONNECT STORM SEWER SPV
IH41	6-4 REPLACE INLET	276+48.41	2.00' RT	715.99	–	–	1	--	–	--	SEE RECONNECT STORM SEWER SPV
IH41	7-1 REPLACE INLET	280+00.04	2.78' LT	714.00	–	–	1	--	–	--	SEE RECONNECT STORM SEWER SPV
IH41	7-10 REPLACE INLET	296+04.95	2.52' RT	711.34	–	–	1	--	–	--	SEE RECONNECT STORM SEWER SPV
IH41	7-2 REPLACE INLET	280+01.17	2.61' RT	714.28	–	–	1	--	–	--	SEE RECONNECT STORM SEWER SPV
IH41	7-3 REPLACE INLET	283+52.18	4.03' LT	711.70	–	–	1	--	–	--	SEE RECONNECT STORM SEWER SPV
IH41	7-4 REPLACE INLET	283+54.13	4.34' RT	711.76	–	–	1	--	–	--	SEE RECONNECT STORM SEWER SPV
IH41	7-5 REPLACE INLET	286+77.86	3.04' LT	709.97	–	–	1	--	–	--	SEE RECONNECT STORM SEWER SPV
IH41	7-6 REPLACE INLET	286+78.50	2.66' RT	709.98	–	–	1	--	–	--	SEE RECONNECT STORM SEWER SPV
IH41	7-7 REPLACE INLET	293+00.95	3.41' LT	709.59	–	–	1	--	–	--	SEE RECONNECT STORM SEWER SPV
IH41	7-8 REPLACE INLET	293+01.71	2.79' RT	709.70	–	–	1	--	–	--	SEE RECONNECT STORM SEWER SPV
IH41	7-9 REPLACE INLET	296+04.27	2.82' LT	711.16	–	–	1	--	–	--	SEE RECONNECT STORM SEWER SPV
IH41	7-25 REPLACE INLET	289+75.35	4.24' RT	708.11	–	–	1	--	–	--	SEE RECONNECT STORM SEWER SPV
IH41	7-26 REPLACE INLET	289+74.84	4.47' LT	708.19	–	–	1	--	–	--	SEE RECONNECT STORM SEWER SPV
IH41	7-27 REPLACE INLET	290+25.56	4.09' LT	707.75	–	–	1	--	–	--	SEE RECONNECT STORM SEWER SPV
IH41	7-28 REPLACE INLET	290+28.10	4.44' RT	707.68	–	–	1	--	–	--	SEE RECONNECT STORM SEWER SPV
IH41	8-1 REPLACE INLET	299+01.49	3.69' LT	713.25	–	–	1	--	–	--	SEE RECONNECT STORM SEWER SPV
IH41	8-17 REPLACE INLET	316+00.19	4.21' LT	724.70	–	–	1	--	–	--	SEE RECONNECT STORM SEWER SPV
IH41	8-18 REPLACE INLET	316+01.27	4.17' RT	724.74	–	–	1	--	–	--	SEE RECONNECT STORM SEWER SPV
IH41	8-2 REPLACE INLET	299+04.52	3.78' RT	713.22	–	–	1	--	–	--	SEE RECONNECT STORM SEWER SPV
IH41	8-20 REPLACE INLET	318+51.57	4.01' LT	725.94	–	–	1	--	–	--	SEE RECONNECT STORM SEWER SPV
IH41	8-21 REPLACE INLET	318+52.85	4.10' RT	725.87	–	–	1	--	–	--	SEE RECONNECT STORM SEWER SPV
IH41	8-3 REPLACE INLET	301+82.02	3.58' LT	715.01	–	–	1	--	–	--	SEE RECONNECT STORM SEWER SPV
IH41	8-4 REPLACE INLET	301+82.98	3.80' RT	715.16	–	–	1	--	–	--	SEE RECONNECT STORM SEWER SPV
IH41	8-5 REPLACE INLET	304+63.42	8.75' RT	717.51	–	–	1	--	–	--	SEE RECONNECT STORM SEWER SPV
IH41	8-5A REPLACE INLET	304+63.37	3.71' LT	716.79	–	–	1	--	–	--	SEE RECONNECT STORM SEWER SPV
IH41	8-22 REPLACE INLET	307+80.26	0.63' LT	718.36	–	–	1	--	–	--	SEE RECONNECT STORM SEWER SPV
IH41	8-23 REPLACE INLET	307+92.91	3.79' RT	719.16	–	–	1	--	–	--	SEE RECONNECT STORM SEWER SPV
IH41	8-24 REPLACE INLET	307+92.71	8.15' LT	719.18	–	–	1	--	–	--	SEE RECONNECT STORM SEWER SPV
IH41	8-25 REPLACE INLET	311+05.06	4.57' RT	720.95	–	–	1	--	–	--	SEE RECONNECT STORM SEWER SPV
IH41	8-26 REPLACE INLET	314+00.24	4.09' RT	723.22	–	–	1	--	–	--	SEE RECONNECT STORM SEWER SPV
IH41	9-10 RE			733.99	–	–	1	--	–	--	SEE RECONNECT STORM SEWER SPV
IH41	9-11 RE			734.20	–	–	1	--	–	--	SEE RECONNECT STORM SEWER SPV
IH41	9-15 RE			742.49	–	–	1	--	–	--	SEE RECONNECT STORM SEWER SPV
IH41	9-16 RE			742.76	–	–	1	--	–	--	SEE RECONNECT STORM SEWER SPV
IH41	9-17 RE			750.72	–	–	1	--	–	--	SEE RECONNECT STORM SEWER SPV
IH41	9-18 RE			750.92	–	–	1	--	–	--	SEE RECONNECT STORM SEWER SPV
IH41	9-19 RE			758.69	–	–	1	--	–	--	SEE RECONNECT STORM SEWER SPV
IH41	9-5 RE			728.21	–	–	1	--	–	--	SEE RECONNECT STORM SEWER SPV
IH41	9-6 REPLACE INLET	321+14.27	4.32' RT	728.02	–	–	1	--	–	--	SEE RECONNECT STORM SEWER SPV
IH41	810A-S3A	307+29.42	0.80' LT	712.07	–	–	–	--	–	--	EW LOCATION AND INVERTS TO BE FIELD VERIFIED
					STAGE 3 SUBTOTAL		68	0	0	0	0
					1100-20-71 STAGE 3 TOTAL		68	0	0		0
					1100-20-71 PROJECT TOTAL		80	2	3		1

2

2

Addendum No. 02
ID 1100-20-71
Revised Sheet
September 26, 2024

Addendum No. 02
ID 1100-20-71
Revised Sheet 429
September 26, 2024

3

PROJECT NO: 1100-20-71	HWY: IH 41	COUNTY: MILWAUKEE	MISCELLANEOUS QUANTITIES	SHEET 429	E

3

RECONNECT STORM SEWER

STAGE	ROADWAY	STRUCTURE ID	STATION	OFFSET	SPV.0060.8000 RECONNECT STORM SEWER EACH	NOTES
PROJECT 1100-20-71 STAGE 1						
1	IH41	RS_7-14	290+23.27	75.65' LT	1	
1	IH41	RS_7-15	290+27.51	61.02' LT	1	
1	IH41	RS_7-19	290+66.67	69.09' RT	1	
1	IH41	RS_9-20	321+02.07	67.01' RT	1	
1	IH41	814-S1	314+00.43	75.00' RT	1	
PROJECT 1100-20-71 STAGE 1 TOTALS					5	
PROJECT 1100-20-71 STAGE 3						
3	IH41	10-1 REPLACE INLET	337+31.83	8.77' LT	1	
3	IH41	10-2 REPLACE INLET	340+75.27	4.19' LT	1	
3	IH41	10-3 REPLACE INLET	340+76.85	4.47' RT	1	
3	IH41	10-4 REPLACE INLET	341+24.36	4.09' LT	1	
3	IH41	10-5 REPLACE INLET	341+25.36	4.41' RT	1	
3	IH41	10-6 REPLACE INLET	344+23.91	3.78' LT	1	
3	IH41	10-7 REPLACE INLET	344+25.47	4.23' RT	1	
3	IH41	10-8 REPLACE INLET	347+26.26	3.75' LT	1	
3	IH41	10-9 REPLACE INLET	347+26.73	6.51' RT	1	
3	IH41	5-10 REPLACE INLET	258+26.81	2.00' RT	1	
3	IH41	5-10A REPLACE INLET	258+26.52	3.93' LT	1	
3	IH41	5-11 REPLACE INLET	261+48.77	2.00' LT	1	
3	IH41	5-12 REPLACE INLET	261+49.08	2.00' RT	1	
3	IH41	5-13 REPLACE INLET	263+26.61	2.00' LT	1	
3	IH41	5-14 REPLACE INLET	263+76.65	2.46' LT	1	
3	IH41	5-16 REPLACE INLET	264+23.61	2.00' LT	1	
3	IH41	5-17 REPLACE INLET	266+49.76	2.00' LT	1	
3	IH41	5-18 REPLACE INLET	269+46.81	2.00' LT	1	
3	IH41	5-19 REPLACE INLET	269+46.94	2.00' RT	1	
3	IH41	5-3 REPLACE INLET	243+50.68	2.00' LT	1	
3	IH41	5-4 REPLACE INLET	243+51.86	2.00' RT	1	
3	IH41	5-5 REPLACE INLET	247+02.99	2.00' LT	1	
3	IH41	5-6 REPLACE INLET	247+02.92	2.00' RT	1	
3	IH41	5-7 REPLACE INLET	250+02.46	2.00' RT	1	
3	IH41	5-8 REPLACE INLET	252+51.58	1.90' RT	1	
3	IH41	5-9 REPLACE INLET	254+82.51	2.00' RT	1	
3	IH41	6-1 REPLACE INLET	273+98.81	2.00' LT	1	
3	IH41	6-2 REPLACE INLET	273+99.37	2.00' RT	1	
3	IH41	6-3 REPLACE INLET	276+47.39	2.00' LT	1	
3	IH41	6-4 REPLACE INLET	276+48.41	2.00' RT	1	
3	IH41	7-1 REPLACE INLET	280+00.04	2.78' LT	1	
3	IH41	7-10 REPLACE INLET	296+04.95	2.52' RT	1	
3	IH41	7-2 REPLACE INLET	280+01.17	2.61' RT	1	
3	IH41	7-3 REPLACE INLET	283+52.18	4.03' LT	1	
3	IH41	7-4 REPLACE INLET	283+54.13	4.34' RT	1	
3	IH41	7-5 REPLACE INLET				
3	IH41	7-6 REPLACE INLET				
3	IH41	7-7 REPLACE INLET				
3	IH41	7-8 REPLACE INLET				
3	IH41	7-9 REPLACE INLET				
3	IH41	7-25 REPLACE INLET				
3	IH41	7-26 REPLACE INLET				
3	IH41	7-27 REPLACE INLET	290+25.56	4.09' LT	1	
3	IH41	7-28 REPLACE INLET	290+28.10	4.44' RT	1	
3	IH41	8-1 REPLACE INLET	299+01.49	3.69' LT	1	
3	IH41	8-17 REPLACE INLET	316+00.19	4.21' LT	1	
3	IH41	8-18 REPLACE INLET	316+01.27	4.17' RT	1	

Addendum No. 02
ID 1100-20-71
Revised Sheet
September 26, 2024

RECONNECT STORM SEWER

STAGE	ROADWAY	STRUCTURE ID	STATION	OFFSET	SPV.0060.8000 RECONNECT STORM SEWER EACH	NOTES
PROJECT 1100-20-71 STAGE 3 (CONT.)						
3	IH41	8-2 REPLACE INLET	299+04.52	3.78' RT	1	
3	IH41	8-20 REPLACE INLET	318+51.57	4.01' LT	1	
3	IH41	8-21 REPLACE INLET	318+52.85	4.10' RT	1	
3	IH41	8-3 REPLACE INLET	301+82.02	3.58' LT	1	
3	IH41	8-4 REPLACE INLET	301+82.98	3.80' RT	1	
3	IH41	8-5 REPLACE INLET	304+63.42	8.75' RT	1	
3	IH41	8-5A REPLACE INLET	304+63.37	3.71' LT	1	
3	IH41	8-22 REPLACE INLET	307+80.26	0.63' LT	3	INCLUDES NEW PIPES AT 8-22, 8-23, 8-24
3	IH41	8-23 REPLACE INLET	307+92.91	3.79' RT	2 1	
3	IH41	8-24 REPLACE INLET	307+92.71	8.15' LT	1	
3	IH41	8-25 REPLACE INLET	311+05.06	4.57' RT	1	
3	IH41	8-26 REPLACE INLET	314+00.24	4.09' RT	1	
3	IH41	9-10 REPLACE INLET	323+49.78	4.30' LT	1	
3	IH41	9-11 REPLACE INLET	323+50.71	4.12' RT	1	
3	IH41	9-15 REPLACE INLET	326+52.67	3.83' LT	1	
3	IH41	9-16 REPLACE INLET	326+53.57	3.80' RT	1	
3	IH41	9-17 REPLACE INLET	329+49.10	4.47' LT	1	
3	IH41	9-18 REPLACE INLET	329+50.00	4.18' RT	1	
3	IH41	9-19 REPLACE INLET	332+53.08	3.98' LT	1	
3	IH41	9-5 REPLACE INLET	321+12.75	4.07' LT	1	
3	IH41	9-6 REPLACE INLET	321+14.27	4.32' RT	1	
PROJECT 1100-20-71 STAGE 3 TOTALS					70 2	
1100-20-71 PROJECT TOTAL					75 2	

Addendum No. 02
ID 1100-20-71
Revised Sheet 430
September 26, 2024

3

PROJECT NO: 1100-20-71	HWY: IH 41	COUNTY: MILWAUKEE	MISCELLANEOUS QUANTITIES	SHEET 430	E

3

MARKERS CULVERT END

STRUCTURE ID	STATION	OFFSET	633.5200 MARKERS CULVERT END EACH
PROJECT 1100-20-71 STAGE 1			
–	245+44.78	120.92' LT	1
–	245+46.45	98.55' LT	1
–	248+0.55	101.94' RT	1
–	248+00.47	103.06' RT	1
–	248+01.30	101.87' RT	1
–	249+07.27	107.11' RT	1
–	250+00.25	71.45' LT	
–	254+82.93	163.85' RT	1
–	261+92.24	3.65' LT	1
–	262+04.93	0.25' RT	1
–	277+05.94	144.66' RT	1
–	282+73.64	124.99' RT	1
–	293+67.07	266.51' RT	1
–	299+51.20	159.94' RT	1
88-S1	304+32.36	95.82' RT	1
85-S1	304+77.28	86.61' LT	1
811-S1	308+08.19	95.90' RT	1
–	308+26.56	101.05' LT	1
–	310+43.76	94.57' RT	1
813-S1	310+90.13	92.00' RT	1
–	311+73.36	124.54' RT	1
–	314+04.29	96.53' RT	1
–	323+10.79	91.78' RT	
–	315+39.49	83.03' RT	1
–	317+84.74	83.50' RT	1
–	320+37.02	94.57' RT	1
–	321+05.50	130.67' LT	1
94-S1	321+01.48	95.61' RT	1
–	323+11.13	91.77' RT	1
–	324+97.99	147.34' LT	1
–	328+12.21	131.06' RT	1
–	328+29.97	168.12' LT	1
–	331+38.69	175.77' RT	1
–	332+77.84	195.26' LT	1
–	339+48.49	170.17' RT	1
–	340+46.99	167.49' RT	1
–	340+67.46	167.23' LT	1
–	342+12.17	132.49' LT	1
–	342+22.39	149.01' LT	1
–	343+71.84	163.97' RT	1
–	343+50.90	154.53' LT	1
–	344+55.65	159.40' RT	1
–	345+09.29	122.50' LT	1
–	345+46.54	130.40' LT	1
–	348+17.61	116.47' LT	1
PROJECT 1100-20-71 STAGE 1 TOTALS			43
PROJECT 1100-20-71 STAGE 3 TOTALS			
810A-S3A	307+29.42	0.80' LT	1 2
PROJECT 1100-20-71 STAGE 3 TOTALS			1
1100-20-71 PROJECT TOTAL			44 2

TEMPORARY STORM SEWER PLUG

STAGE	ROADWAY	STATION	OFFSET	SPV.0060.8001 TEMPORARY STORM SEWER PLUG EACH	NOTES
PROJECT 1100-20-71 STAGE 1					
1	IH41	290+50.72	69.12' RT	1	
1	IH41	290+66.67	69.09' RT	1	
PROJECT 1100-20-71 STAGE 1 TOTALS				2	
1100-20-71 PROJECT TOTAL				2	

CLEANING STORM SEWER

ROADWAY	LOCATION	SPV.0090.8000 CLEANING STORM SEWER LF	NOTES
IH41	UNDISTRIBUTED	500	
1100-20-71 PROJECT TOTAL		500	

3

Addendum No. 02
ID 1100-20-71
Revised Sheet 431
September 26, 2024

Addendum No. 02
ID 1100-20-71
Revised Sheet 465
September 26, 2024

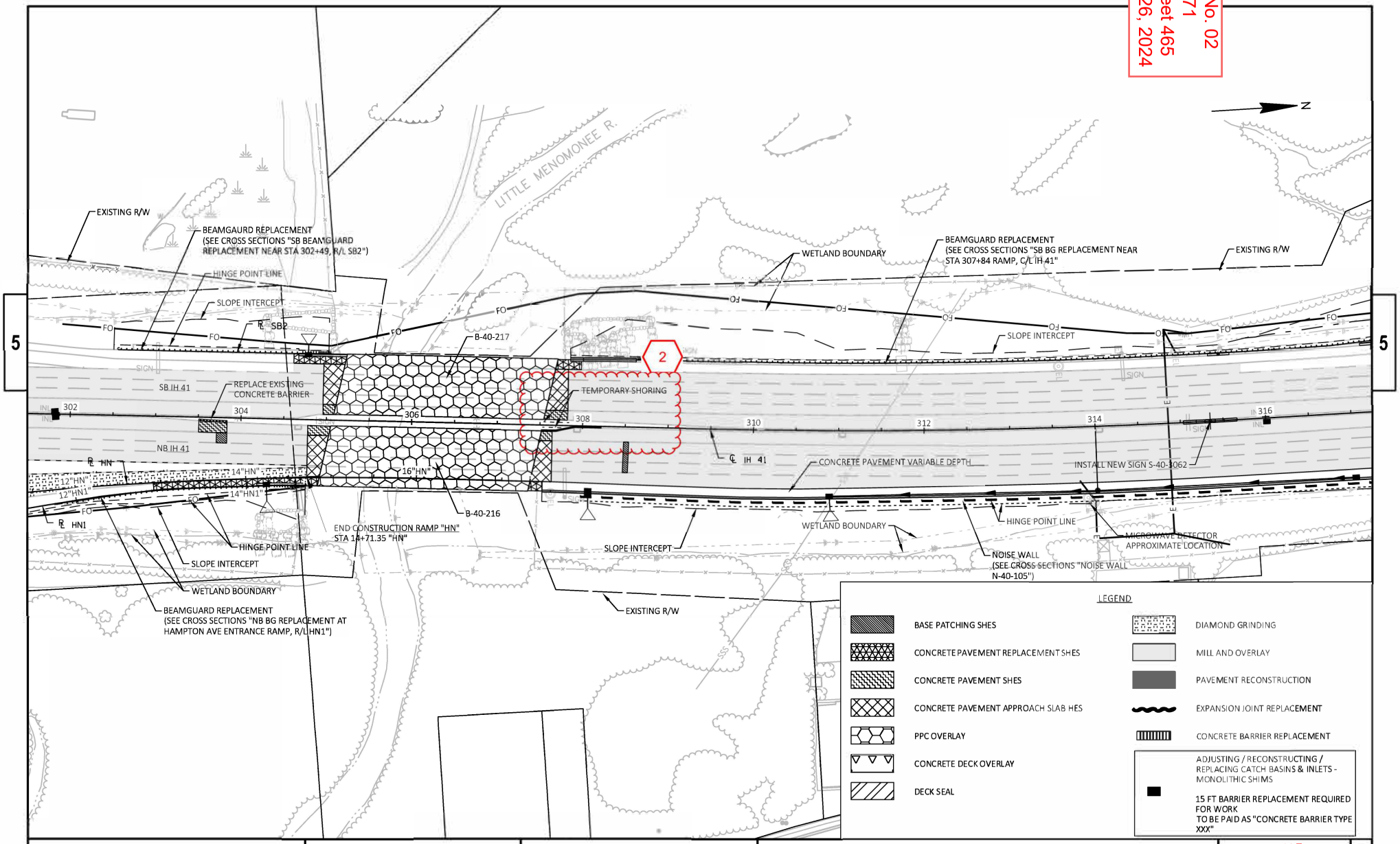

PROJECT NO: 1100-20-71	HWY: IH 41	COUNTY: MILWAUKEE	PLAN SHEETS	SHEET 465	E

FILE NAME : N:\PDS\C3D\11002000\SHEETS\PLAN\11002071\C3D 2018\11002001_050201-PN.DWG
LAYOUT NAME - 050206-pn
PLOT DATE : 9/19/2024 11:44 AM PLOT BY : CASTRO, JOEL PLOT NAME : PLOT SCALE : 1 IN:100 FT
WISDOT/CADDS SHEET 42

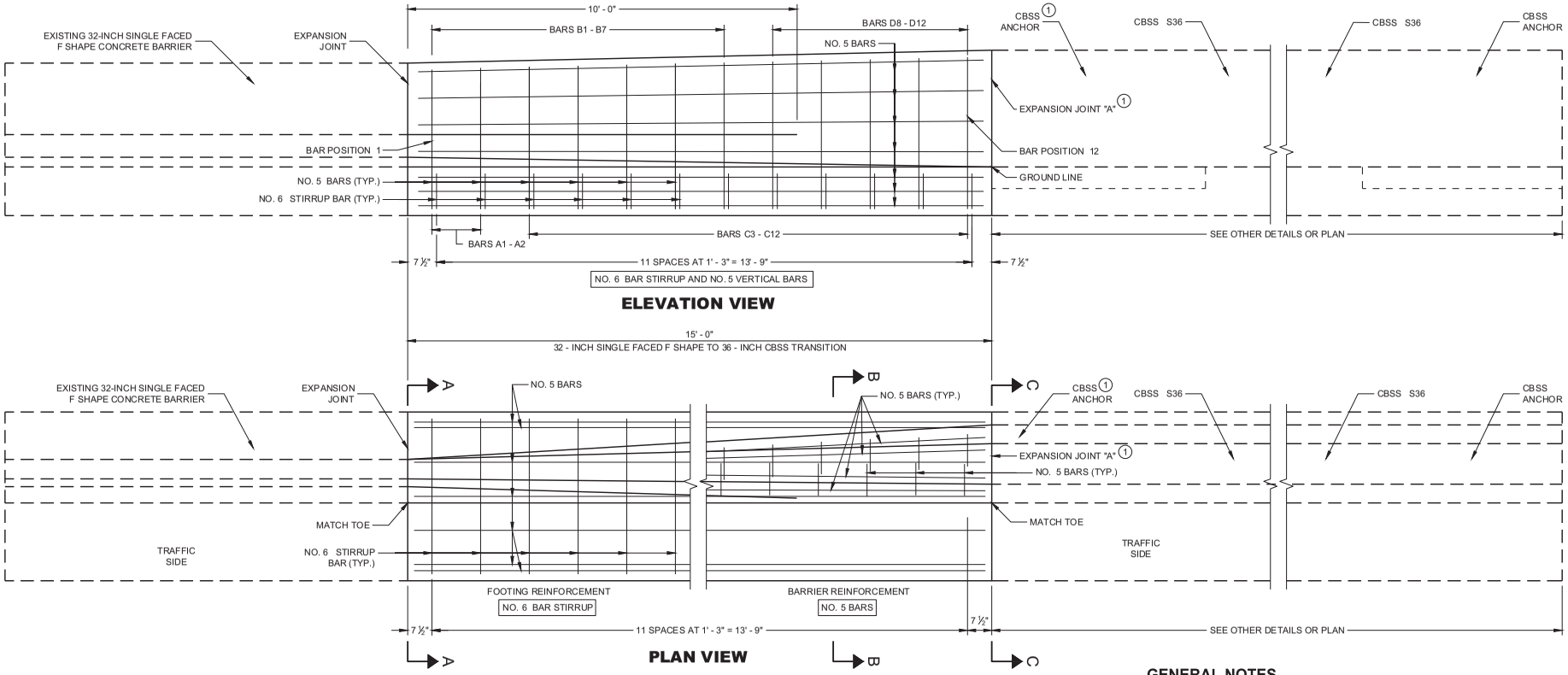

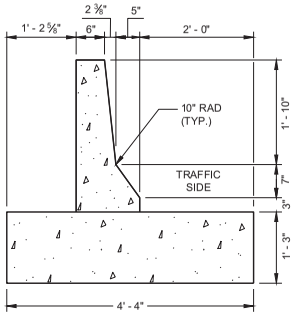

SECTION A - A

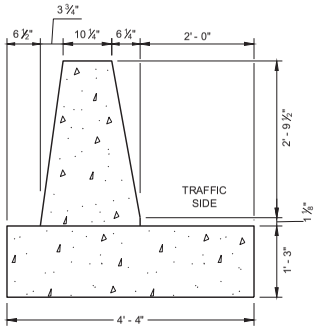

SECTION B - B

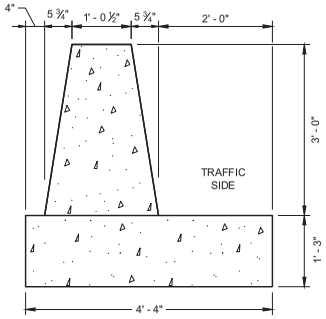

SECTION C - C

GENERAL NOTES

CONSTRUCT PER STANDARD SPECIFICATION 603.

SPLICES OF LONGITUDINAL BARS TO BE 2' LONG AND FIRMLY TIED AND FASTENED TOGETHER UNLESS OTHERWISE NOTED.

4000 PSI CONCRETE AIR ENTRAINMENT PER STANDARD SPECIFICATIONS SECTION 501.

USE ¾" BEVEL OR 1" RADIUS ON ALL EXPOSED SHARP EDGES UNLESS OTHERWISE NOTED.

THE NUMBER IN BAR DESIGNATION REPRESENTS THE BARS LOCATION.

2" CLEAR COVER TYPICAL.

1 EXPANSION JOINT "A" MAY BE REPLACED WITH A COLD JOINT PROVIDED THAT 3 FEET OF LAP OF LONGITUDINAL STEEL IS PROVIDED. IF COLD JOINT IS USED, ANCHOR IS NOT REQUIRED.

Addendum No. 02
ID 1100-20-71
Added Sheet 581A
September 26, 2024

32 - INCH SINGLE FACED F SHAPE CONCRETE BARRER TO 36 - INCH SINGLE SLOPE CONCRETE BARRIER TRANSITION

STATE OF WISCONSIN
DEPARTMENT OF TRANSPORTATION

581A

6

SDD 14B36 - 02c

6

SDD 14B36 - 02c

Proposal ID: 20241008006 **Project(s):** 1100-20-70, 1100-20-71

Federal ID(s): WISC 2025004, WISC 2025005

SECTION: 0001 Contract Items

Alt Set ID: **Alt Mbr ID:**

Proposal Line Number	Item ID Description	Approximate Quantity and Units	Unit Price	Bid Amount
0002	201.0205 Grubbing	103.000 STA	_____._____	_____._____
0004	203.0220 Removing Structure (structure) 0008. B-40-358	1.000 EACH	_____._____	_____._____
0006	203.0220 Removing Structure (structure) 0009. B-40-359	1.000 EACH	_____._____	_____._____
0008	203.0220 Removing Structure (structure) 0106. C-40-47	1.000 EACH	_____._____	_____._____
0010	203.0220 Removing Structure (structure) 0107. N-40-88	1.000 EACH	_____._____	_____._____
0012	203.0330 Debris Containment (structure) 0008. B-40-358	1.000 EACH	_____._____	_____._____
0014	203.0330 Debris Containment (structure) 0009. B-40-359	1.000 EACH	_____._____	_____._____
0016	203.0335 Debris Containment Over Waterway (structure) 0101. B-40-216	1.000 EACH	_____._____	_____._____
0018	203.0335 Debris Containment Over Waterway (structure) 0102. B-40-217	1.000 EACH	_____._____	_____._____
0020	204.0100 Removing Concrete Pavement	12,564.000 SY	_____._____	_____._____
0022	204.0109.S Removing Concrete Surface Partial Depth	285,943.000 SF	_____._____	_____._____
0024	204.0115 Removing Asphaltic Surface Butt Joints	366.000 SY	_____._____	_____._____
0026	204.0120 Removing Asphaltic Surface Milling	206,154.000 SY	_____._____	_____._____

Proposal ID: 20241008006 **Project(s):** 1100-20-70, 1100-20-71

Federal ID(s): WISC 2025004, WISC 2025005

SECTION: 0001 Contract Items

Alt Set ID: **Alt Mbr ID:**

Proposal Line Number	Item ID Description	Approximate Quantity and Units	Unit Price	Bid Amount
0028	204.0126.S Removing Asphaltic Longitudinal Notched Wedge Joint Milling	43,435.000 LF	_____._____	_____._____
0030	204.0150 Removing Curb & Gutter	1,076.000 LF	_____._____	_____._____
0032	204.0157 Removing Concrete Barrier	5,780.000 LF	_____._____	_____._____
0034	204.0165 Removing Guardrail	5,357.000 LF	_____._____	_____._____
0036	204.0170 Removing Fence	1,143.000 LF	_____._____	_____._____
0038	204.0175 Removing Concrete Slope Paving	450.000 SY	_____._____	_____._____
0040	204.0195 Removing Concrete Bases	27.000 EACH	_____._____	_____._____
0042	204.0246 Removing Ancillary Structure (structure) 0001. S-40-237	1.000 EACH	_____._____	_____._____
0044	204.0246 Removing Ancillary Structure (structure) 0006. S-40-400	1.000 EACH	_____._____	_____._____
0046	204.0246 Removing Ancillary Structure (structure) 0010. S-40-238	1.000 EACH	_____._____	_____._____
0048	204.0246 Removing Ancillary Structure (structure) 0011. S-40-239	1.000 EACH	_____._____	_____._____
0050	204.0291.S Abandoning Sewer	3.620 CY	_____._____	_____._____
0052	204.9060.S Removing (item description) 0100. Traffic Signals IH 41 NB Ramps & CTH EE (W. Hampton Ave)	1.000 EACH	_____._____	_____._____
0054	204.9060.S Removing (item description) 0101. Loop Detect Wire & Cable IH 41 NB Ramps & CTH EE (W. Hampton Ave)	1.000 EACH	_____._____	_____._____

Proposal ID: 20241008006 **Project(s):** 1100-20-70, 1100-20-71

Federal ID(s): WISC 2025004, WISC 2025005

SECTION: 0001 Contract Items

Alt Set ID: **Alt Mbr ID:**

Proposal Line Number	Item ID Description	Approximate Quantity and Units	Unit Price	Bid Amount
0056	204.9060.S Removing (item description) 1001. Removing Lighting Units	14.000 EACH	_____._____	_____._____
0058	204.9060.S Removing (item description) 1002. Concrete Bases Type HF3	5.000 EACH	_____._____	_____._____
0060	204.9060.S Removing (item description) 1003. Poles Wood 60-FT	1.000 EACH	_____._____	_____._____
0062	204.9060.S Removing (item description) 1004. Poles Wood 60-FT and Floodlights	8.000 EACH	_____._____	_____._____
0064	205.0100 Excavation Common	19,070.000 CY	_____._____	_____._____
0066	206.1001 Excavation for Structures Bridges (structure) 0008. B-40-358	1.000 EACH	_____._____	_____._____
0068	206.1001 Excavation for Structures Bridges (structure) 0009. B-40-359	1.000 EACH	_____._____	_____._____
0070	206.2001 Excavation for Structures Culverts (structure) 0106. C-40-47	1.000 EACH	_____._____	_____._____
0072	210.1500 Backfill Structure Type A	960.000 TON	_____._____	_____._____
0074	213.0100 Finishing Roadway (project) 0001. 1100-20-70	1.000 EACH	_____._____	_____._____
0076	213.0100 Finishing Roadway (project) 0002. 1100-20-71	1.000 EACH	_____._____	_____._____
0078	305.0110 Base Aggregate Dense 3/4-Inch	146.000 TON	_____._____	_____._____
0080	305.0120 Base Aggregate Dense 1 1/4-Inch	7,901.000 TON	_____._____	_____._____
0082	312.0110 Select Crushed Material	19,387.000 TON	_____._____	_____._____

Proposal ID: 20241008006 **Project(s):** 1100-20-70, 1100-20-71

Federal ID(s): WISC 2025004, WISC 2025005

SECTION: 0001 Contract Items

Alt Set ID: **Alt Mbr ID:**

Proposal Line Number	Item ID Description	Approximate Quantity and Units	Unit Price	Bid Amount
0084	390.0100 Removing Pavement for Base Patching	9,414.000 CY	_____._____	_____._____
0086	390.0305 Base Patching Concrete HES	1,542.000 CY	_____._____	_____._____
0088	390.0405 Base Patching Concrete SHES	1,427.000 CY	_____._____	_____._____
0090	415.0060 Concrete Pavement 6-Inch	516.000 SY	_____._____	_____._____
0092	415.0080 Concrete Pavement 8-Inch	2,061.000 SY	_____._____	_____._____
0094	415.0090 Concrete Pavement 9-Inch	15.000 SY	_____._____	_____._____
0096	415.0100 Concrete Pavement 10-Inch	4,833.000 SY	_____._____	_____._____
0098	415.1410 Concrete Pavement Approach Slab HES	1,841.000 SY	_____._____	_____._____
0100	416.0610 Drilled Tie Bars	5,302.000 EACH	_____._____	_____._____
0102	416.0620 Drilled Dowel Bars	16,739.000 EACH	_____._____	_____._____
0104	416.1710 Concrete Pavement Repair	857.000 SY	_____._____	_____._____
0106	416.1715 Concrete Pavement Repair SHES	16.000 SY	_____._____	_____._____
0108	416.1720 Concrete Pavement Replacement	129.000 SY	_____._____	_____._____
0110	416.1725 Concrete Pavement Replacement SHES	1,018.000 SY	_____._____	_____._____
0112	420.1000 Continuous Diamond Grinding Concrete Pavement	14,122.000 SY	_____._____	_____._____
0114	450.4000 HMA Cold Weather Paving	13,922.000 TON	_____._____	_____._____

Proposal ID: 20241008006 **Project(s):** 1100-20-70, 1100-20-71

Federal ID(s): WISC 2025004, WISC 2025005

SECTION: 0001 Contract Items

Alt Set ID: **Alt Mbr ID:**

Proposal Line Number	Item ID Description	Approximate Quantity and Units	Unit Price	Bid Amount
0116	455.0605 Tack Coat	26,085.000 GAL	_____._____	_____._____
0118	460.0105.S HMA Percent Within Limits (PWL) Test Strip Volumetrics	1.000 EACH	_____._____	_____._____
0120	460.0115.S HMA Pavement Test Strip Volumetrics	1.000 EACH	_____._____	_____._____
0122	460.0120.S HMA Pavement Test Strip Density	1.000 EACH	_____._____	_____._____
0124	460.2000 Incentive Density HMA Pavement	13,010.000 DOL	1.00000	13,010.00
0126	460.2007 Incentive Density HMA Pavement Longitudinal Joints	7,781.000 DOL	1.00000	7,781.00
0130	460.7423 HMA Pavement 3 HT 58-28 H	33,802.000 TON	_____._____	_____._____
0132	460.8625 HMA Pavement 5 SMA 58-28 V	26,309.000 TON	_____._____	_____._____
0134	460.9000.S Material Transfer Vehicle	1.000 EACH	_____._____	_____._____
0136	502.0100 Concrete Masonry Bridges	973.000 CY	_____._____	_____._____
0138	502.0717.S Crack Sealing Epoxy	2,490.000 LF	_____._____	_____._____
0140	502.3101 Expansion Device	861.000 LF	_____._____	_____._____
0142	502.3200 Protective Surface Treatment	100.000 SY	_____._____	_____._____
0144	502.3205 Pigmented Surface Sealer Reseal	2,021.000 SY	_____._____	_____._____
0146	502.3210 Pigmented Surface Sealer	452.000 SY	_____._____	_____._____

Proposal ID: 20241008006 **Project(s):** 1100-20-70, 1100-20-71

Federal ID(s): WISC 2025004, WISC 2025005

SECTION: 0001 Contract Items

Alt Set ID: **Alt Mbr ID:**

Proposal Line Number	Item ID Description	Approximate Quantity and Units	Unit Price	Bid Amount
0148	502.3215 Protective Surface Treatment Reseal	2,171.000 SY	_____._____	_____._____
0150	502.4204 Adhesive Anchors No. 4 Bar	64.000 EACH	_____._____	_____._____
0152	502.4205 Adhesive Anchors No. 5 Bar	874.000 EACH	_____._____	_____._____
0154	502.4206 Adhesive Anchors No. 6 Bar	42.000 EACH	_____._____	_____._____
0156	502.4209 Adhesive Anchors No. 9 Bar	14.000 EACH	_____._____	_____._____
0158	504.0100 Concrete Masonry Culverts	12.000 CY	_____._____	_____._____
0160	505.0400 Bar Steel Reinforcement HS Structures	5,730.000 LB	_____._____	_____._____
0162	505.0600 Bar Steel Reinforcement HS Coated Structures	184,830.000 LB	_____._____	_____._____
0164	505.0904 Bar Couplers No. 4	16.000 EACH	_____._____	_____._____
0166	505.0905 Bar Couplers No. 5	40.000 EACH	_____._____	_____._____
0168	505.0906 Bar Couplers No. 6	20.000 EACH	_____._____	_____._____
0170	506.0105 Structural Steel Carbon	17,030.000 LB	_____._____	_____._____
0172	506.0605 Structural Steel HS	209,300.000 LB	_____._____	_____._____
0174	506.2610 Bearing Pads Elastomeric Laminated	12.000 EACH	_____._____	_____._____
0176	506.3008 Welded Stud Shear Connectors 5/8x5-Inch	42.000 EACH	_____._____	_____._____

Proposal ID: 20241008006 **Project(s):** 1100-20-70, 1100-20-71

Federal ID(s): WISC 2025004, WISC 2025005

SECTION: 0001 Contract Items

Alt Set ID: **Alt Mbr ID:**

Proposal Line Number	Item ID Description	Approximate Quantity and Units	Unit Price	Bid Amount
0178	506.3020 Welded Stud Shear Connectors 7/8x7-Inch	1,936.000 EACH	_____._____	_____._____
0180	506.5000 Bearing Assemblies Fixed (structure) 0001. B-40-358	1.000 EACH	_____._____	_____._____
0182	506.5000 Bearing Assemblies Fixed (structure) 0002. B-40-359	2.000 EACH	_____._____	_____._____
0184	509.0301 Preparation Decks Type 1	127.000 SY	_____._____	_____._____
0186	509.0302 Preparation Decks Type 2	52.000 SY	_____._____	_____._____
0188	509.0310.S Sawing Pavement Deck Preparation Areas	1,430.000 LF	_____._____	_____._____
0190	509.0500 Cleaning Decks	9,402.000 SY	_____._____	_____._____
0192	509.1000 Joint Repair	347.000 SY	_____._____	_____._____
0194	509.1500 Concrete Surface Repair	548.000 SF	_____._____	_____._____
0196	509.2000 Full-Depth Deck Repair	8.000 SY	_____._____	_____._____
0198	509.2100.S Concrete Masonry Deck Repair	127.000 CY	_____._____	_____._____
0200	509.5100.S Polymer Overlay	4,738.000 SY	_____._____	_____._____
0202	509.9015.S Removing Polymer Overlay (structure) 0006. B-40-356	1,149.000 SY	_____._____	_____._____
0204	509.9015.S Removing Polymer Overlay (structure) 0007. B-40-357	1,149.000 SY	_____._____	_____._____

Proposal ID: 20241008006 **Project(s):** 1100-20-70, 1100-20-71

Federal ID(s): WISC 2025004, WISC 2025005

SECTION: 0001 Contract Items

Alt Set ID: **Alt Mbr ID:**

Proposal Line Number	Item ID Description	Approximate Quantity and Units	Unit Price	Bid Amount
0206	509.9020.S Epoxy Crack Sealing	1,305.000 LF	_____._____	_____._____
0208	511.1200 Temporary Shoring (structure) 0008. B-40-358	1,200.000 SF	_____._____	_____._____
0210	511.1200 Temporary Shoring (structure) 0009. B-40-359	1,150.000 SF	_____._____	_____._____
0212	511.1300 Temporary Shoring (location) 0001. N-40-105	5,250.000 SF	_____._____	_____._____
0214	512.0500 Piling Steel Sheet Permanent Delivered	725.000 SF	_____._____	_____._____
0216	512.0600 Piling Steel Sheet Permanent Driven	710.000 SF	_____._____	_____._____
0218	516.0500 Rubberized Membrane Waterproofing	30.000 SY	_____._____	_____._____
0220	517.0601 Painting Epoxy System (structure) 0008. B-40-358	1.000 EACH	_____._____	_____._____
0222	517.0601 Painting Epoxy System (structure) 0009. B-40-359	1.000 EACH	_____._____	_____._____
0224	517.0901.S Preparation and Coating of Top Flanges (structure) 0006. B-40-356	1.000 EACH	_____._____	_____._____
0226	517.0901.S Preparation and Coating of Top Flanges (structure) 0007. B-40-357	1.000 EACH	_____._____	_____._____
0228	517.0901.S Preparation and Coating of Top Flanges (structure) 0008. B-40-358	1.000 EACH	_____._____	_____._____
0230	517.0901.S Preparation and Coating of Top Flanges (structure) 0009. B-40-359	1.000 EACH	_____._____	_____._____

Proposal ID: 20241008006 **Project(s):** 1100-20-70, 1100-20-71

Federal ID(s): WISC 2025004, WISC 2025005

SECTION: 0001 Contract Items

Alt Set ID: **Alt Mbr ID:**

Proposal Line Number	Item ID Description	Approximate Quantity and Units	Unit Price	Bid Amount
0232	517.0901.S Preparation and Coating of Top Flanges (structure) 0104. B-40-363	1.000 EACH	_____._____	_____._____
0234	517.0901.S Preparation and Coating of Top Flanges (structure) 0105. B-40-364	1.000 EACH	_____._____	_____._____
0236	517.1801.S Structure Repainting Recycled Abrasive (structure) 0006. B-40-356	1.000 EACH	_____._____	_____._____
0238	517.1801.S Structure Repainting Recycled Abrasive (structure) 0007. B-40-357	1.000 EACH	_____._____	_____._____
0240	517.1801.S Structure Repainting Recycled Abrasive (structure) 0103. B-40-360	1.000 EACH	_____._____	_____._____
0242	517.1801.S Structure Repainting Recycled Abrasive (structure) 0104. B-40-363	1.000 EACH	_____._____	_____._____
0244	517.1801.S Structure Repainting Recycled Abrasive (structure) 0105. B-40-364	1.000 EACH	_____._____	_____._____
0246	517.3001.S Structure Overcoating Cleaning and Priming (structure) 0008. B-40-358	1.000 EACH	_____._____	_____._____
0248	517.3001.S Structure Overcoating Cleaning and Priming (structure) 0009. B-40-359	1.000 EACH	_____._____	_____._____
0250	517.4001.S Containment and Collection of Waste Materials (structure) 0008. B-40-358	1.000 EACH	_____._____	_____._____
0252	517.4001.S Containment and Collection of Waste Materials (structure) 0009. B-40-359	1.000 EACH	_____._____	_____._____
0254	517.4501.S Negative Pressure Containment and Collection of Waste Materials (structure) 0006. B-40-356	1.000 EACH	_____._____	_____._____

Proposal ID: 20241008006 **Project(s):** 1100-20-70, 1100-20-71

Federal ID(s): WISC 2025004, WISC 2025005

SECTION: 0001 Contract Items

Alt Set ID: **Alt Mbr ID:**

Proposal Line Number	Item ID Description	Approximate Quantity and Units	Unit Price	Bid Amount
0256	517.4501.S Negative Pressure Containment and Collection of Waste Materials (structure) 0007. B-40-357	1.000 EACH	_____._____	_____._____
0258	517.4501.S Negative Pressure Containment and Collection of Waste Materials (structure) 0103. B-40-360	1.000 EACH	_____._____	_____._____
0260	517.4501.S Negative Pressure Containment and Collection of Waste Materials (structure) 0104. B-40-363	1.000 EACH	_____._____	_____._____
0262	517.4501.S Negative Pressure Containment and Collection of Waste Materials (structure) 0105. B-40-364	1.000 EACH	_____._____	_____._____
0264	517.6001.S Portable Decontamination Facility	7.000 EACH	_____._____	_____._____
0266	520.8700 Cleaning Culvert Pipes	15.000 EACH	_____._____	_____._____
0268	522.1018 Apron Endwalls for Culvert Pipe Reinforced Concrete 18-Inch	9.000 EACH	_____._____	_____._____
0270	522.1024 Apron Endwalls for Culvert Pipe Reinforced Concrete 24-Inch	8.000 EACH	_____._____	_____._____
0272	522.1042 Apron Endwalls for Culvert Pipe Reinforced Concrete 42-Inch	2.000 EACH	_____._____	_____._____
0274	531.1100 Concrete Masonry Ancillary Structures Type NS	104.400 CY	_____._____	_____._____
0276	531.1140 Steel Reinforcement HS Ancillary Structures Type NS	10,846.000 LB	_____._____	_____._____
0278	531.1160 Steel Reinforcement HS Coated Ancillary Structures Type NS	6,280.000 LB	_____._____	_____._____

Proposal ID: 20241008006 **Project(s):** 1100-20-70, 1100-20-71

Federal ID(s): WISC 2025004, WISC 2025005

SECTION: 0001 Contract Items

Alt Set ID: **Alt Mbr ID:**

Proposal Line Number	Item ID Description	Approximate Quantity and Units	Unit Price	Bid Amount
0280	531.2024 Drilling Shaft 24-Inch	170.000 LF	_____._____	_____._____
0282	531.2030 Drilling Shaft 30-Inch	60.000 LF	_____._____	_____._____
0284	531.2036 Drilling Shaft 36-Inch	320.000 LF	_____._____	_____._____
0286	531.4050 Foundation Camera Pole 50-FT	1.000 EACH	_____._____	_____._____
0288	531.6010 Foundation Two-Shaft Type FC-I (structure) 0003. S-40-3085	1.000 EACH	_____._____	_____._____
0290	531.6010 Foundation Two-Shaft Type FC-I (structure) 0012. S-40-3088	1.000 EACH	_____._____	_____._____
0292	531.6020 Foundation Two-Shaft Type FC-II (structure) 0002. S-40-3084	1.000 EACH	_____._____	_____._____
0294	531.6020 Foundation Two-Shaft Type FC-II (structure) 0004. S-40-3086	1.000 EACH	_____._____	_____._____
0296	531.6020 Foundation Two-Shaft Type FC-II (structure) 0005. S-40-3087	1.000 EACH	_____._____	_____._____
0298	531.6020 Foundation Two-Shaft Type FC-II (structure) 0013. S-40-3089	1.000 EACH	_____._____	_____._____
0300	532.5020 Butterfly 2-Chord NS (structure) 0001. S-40-3060	1.000 EACH	_____._____	_____._____
0302	532.5020 Butterfly 2-Chord NS (structure) 0010. S-40-3061	1.000 EACH	_____._____	_____._____
0304	532.5020 Butterfly 2-Chord NS (structure) 0011. S-40-3062	1.000 EACH	_____._____	_____._____

Proposal ID: 20241008006 **Project(s):** 1100-20-70, 1100-20-71

Federal ID(s): WISC 2025004, WISC 2025005

SECTION: 0001 Contract Items

Alt Set ID: **Alt Mbr ID:**

Proposal Line Number	Item ID Description	Approximate Quantity and Units	Unit Price	Bid Amount
0306	532.6010 Truss Cantilever 4-Chord Type I (structure) 0003. S-40-3085	1.000 EACH	_____._____	_____._____
0308	532.6010 Truss Cantilever 4-Chord Type I (structure) 0012. S-40-3088	1.000 EACH	_____._____	_____._____
0310	532.6020 Truss Cantilever 4-Chord Type II (structure) 0002. S-40-3084	1.000 EACH	_____._____	_____._____
0312	532.6020 Truss Cantilever 4-Chord Type II (structure) 0004. S-40-3086	1.000 EACH	_____._____	_____._____
0314	532.6020 Truss Cantilever 4-Chord Type II (structure) 0005. S-40-3087	1.000 EACH	_____._____	_____._____
0316	532.6020 Truss Cantilever 4-Chord Type II (structure) 0013. S-40-3089	1.000 EACH	_____._____	_____._____
0318	532.6120 Truss Full Span 4-Chord Type II (structure) 0006. S-40-462	1.000 EACH	_____._____	_____._____
0320	541.0300.S Noise Barriers Double-Sided Sound Absorptive (structure) 0001. N-40-105	39,200.000 SF	_____._____	_____._____
0322	541.0300.S Noise Barriers Double-Sided Sound Absorptive (structure) 0002. N-40-88	26,125.000 SF	_____._____	_____._____
0324	601.0411 Concrete Curb & Gutter 30-Inch Type D	12.000 LF	_____._____	_____._____
0326	601.0551 Concrete Curb & Gutter 4-Inch Sloped 36-Inch Type A	78.000 LF	_____._____	_____._____
0328	601.0555 Concrete Curb & Gutter 6-Inch Sloped 36-Inch Type A	697.000 LF	_____._____	_____._____
0330	601.0590 Concrete Curb & Gutter 4-Inch Sloped 36-Inch Type TBTT	80.000 LF	_____._____	_____._____

Proposal ID: 20241008006 **Project(s):** 1100-20-70, 1100-20-71

Federal ID(s): WISC 2025004, WISC 2025005

SECTION: 0001 Contract Items

Alt Set ID: **Alt Mbr ID:**

Proposal Line Number	Item ID Description	Approximate Quantity and Units	Unit Price	Bid Amount
0332	602.3010 Concrete Surface Drains	2.000 CY	_____._____	_____._____
0334	603.0105 Concrete Barrier Single-Faced 32-Inch	1,346.000 LF	_____._____	_____._____
0336	603.1142 Concrete Barrier Type S42	6,491.000 LF	_____._____	_____._____
0338	603.1156 Concrete Barrier Type S56	360.000 LF	_____._____	_____._____
0340	603.1242 Concrete Barrier Type S42A	1,686.000 LF	_____._____	_____._____
0342	603.1342 Concrete Barrier Type S42B	30.000 LF	_____._____	_____._____
0344	603.1442 Concrete Barrier Type S42C	400.000 LF	_____._____	_____._____
0346	603.3213 Concrete Barrier Transition Type F32SF to S36	10.000 EACH	_____._____	_____._____
0348	603.3535 Concrete Barrier Transition Type S36 to S42	10.000 EACH	_____._____	_____._____
0350	603.3559 Concrete Barrier Transition Type S42 to S56	8.000 EACH	_____._____	_____._____
0352	603.8000 Concrete Barrier Temporary Precast Delivered	42,549.000 LF	_____._____	_____._____
0354	603.8125 Concrete Barrier Temporary Precast Installed	72,050.000 LF	_____._____	_____._____
0356	604.0400 Slope Paving Concrete	450.000 SY	_____._____	_____._____
0358	604.0500 Slope Paving Crushed Aggregate	442.000 SY	_____._____	_____._____
0360	604.9015.S Reseal Crushed Aggregate Slope Paving	2,326.000 SY	_____._____	_____._____

Proposal ID: 20241008006 **Project(s):** 1100-20-70, 1100-20-71

Federal ID(s): WISC 2025004, WISC 2025005

SECTION: 0001 Contract Items

Alt Set ID: **Alt Mbr ID:**

Proposal Line Number	Item ID Description	Approximate Quantity and Units	Unit Price	Bid Amount
0362	606.0200 Riprap Medium	370.000 CY	_____._____	_____._____
0364	608.0315 Storm Sewer Pipe Reinforced Concrete Class III 15-Inch	12.000 LF	_____._____	_____._____
0366	608.0318 Storm Sewer Pipe Reinforced Concrete Class III 18-Inch	905.000 LF	_____._____	_____._____
0368	608.0324 Storm Sewer Pipe Reinforced Concrete Class III 24-Inch	3,470.000 LF	_____._____	_____._____
0370	608.0330 Storm Sewer Pipe Reinforced Concrete Class III 30-Inch	8.000 LF	_____._____	_____._____
0372	608.0342 Storm Sewer Pipe Reinforced Concrete Class III 42-Inch	48.000 LF	_____._____	_____._____
0374	611.0420 Reconstructing Manholes	1.000 EACH	_____._____	_____._____
0376	611.0530 Manhole Covers Type J	1.000 EACH	_____._____	_____._____
0378	611.0535 Manhole Covers Type J-Special	1.000 EACH	_____._____	_____._____
0380	611.0610 Inlet Covers Type BW	161.000 EACH	_____._____	_____._____
0382	611.0624 Inlet Covers Type H	1.000 EACH	_____._____	_____._____
0384	611.0642 Inlet Covers Type MS	9.000 EACH	_____._____	_____._____
0386	611.2005 Manholes 5-FT Diameter	11.000 EACH	_____._____	_____._____
0388	611.2006 Manholes 6-FT Diameter	1.000 EACH	_____._____	_____._____
0390	611.2007 Manholes 7-FT Diameter	1.000 EACH	_____._____	_____._____

Proposal ID: 20241008006 **Project(s):** 1100-20-70, 1100-20-71

Federal ID(s): WISC 2025004, WISC 2025005

SECTION: 0001 Contract Items

Alt Set ID: **Alt Mbr ID:**

Proposal Line Number	Item ID Description	Approximate Quantity and Units	Unit Price	Bid Amount
0392	611.2008 Manholes 8-FT Diameter	1.000 EACH	_____._____	_____._____
0394	611.3004 Inlets 4-FT Diameter	151.000 EACH	_____._____	_____._____
0396	611.3901 Inlets Median 1 Grate	2.000 EACH	_____._____	_____._____
0398	611.3902 Inlets Median 2 Grate	4.000 EACH	_____._____	_____._____
0400	611.8115 Adjusting Inlet Covers	1.000 EACH	_____._____	_____._____
0402	611.8120.S Cover Plates Temporary	2.000 EACH	_____._____	_____._____
0404	612.0206 Pipe Underdrain Unperforated 6-Inch	55.000 LF	_____._____	_____._____
0406	612.0406 Pipe Underdrain Wrapped 6-Inch	609.000 LF	_____._____	_____._____
0408	612.0806 Apron Endwalls for Underdrain Reinforced Concrete 6-Inch	1.000 EACH	_____._____	_____._____
0410	614.0200 Steel Thrie Beam Structure Approach	21.000 LF	_____._____	_____._____
0412	614.0305 Steel Plate Beam Guard Class A	175.000 LF	_____._____	_____._____
0414	614.0905 Crash Cushions Temporary	11.000 EACH	_____._____	_____._____
0416	614.0925 Salvaged Guardrail End Treatments	16.000 EACH	_____._____	_____._____
0418	614.2300 MGS Guardrail 3	4,648.000 LF	_____._____	_____._____
0420	614.2330 MGS Guardrail 3 K	38.000 LF	_____._____	_____._____
0422	614.2500 MGS Thrie Beam Transition	553.000 LF	_____._____	_____._____

Proposal ID: 20241008006 **Project(s):** 1100-20-70, 1100-20-71

Federal ID(s): WISC 2025004, WISC 2025005

SECTION: 0001 Contract Items

Alt Set ID: **Alt Mbr ID:**

Proposal Line Number	Item ID Description	Approximate Quantity and Units	Unit Price	Bid Amount
0424	614.2610 MGS Guardrail Terminal EAT	16.000 EACH	_____._____	_____._____
0426	614.2620 MGS Guardrail Terminal Type 2	4.000 EACH	_____._____	_____._____
0428	616.0206 Fence Chain Link 6-FT	1,123.000 LF	_____._____	_____._____
0430	616.0208 Fence Chain Link 8-FT	525.000 LF	_____._____	_____._____
0432	616.0329 Gates Chain Link (width) 0001. 3' width	4.000 EACH	_____._____	_____._____
0434	616.0700.S Fence Safety	50.000 LF	_____._____	_____._____
0436	618.0100 Maintenance and Repair of Haul Roads (project) 0001. 1100-20-70	1.000 EACH	_____._____	_____._____
0438	618.0100 Maintenance and Repair of Haul Roads (project) 0002. 1100-20-71	1.000 EACH	_____._____	_____._____
0440	619.1000 Mobilization	1.000 EACH	_____._____	_____._____
0442	623.0200 Dust Control Surface Treatment	29,011.000 SY	_____._____	_____._____
0444	624.0100 Water	190.000 MGAL	_____._____	_____._____
0446	625.0500 Salvaged Topsoil	94,900.000 SY	_____._____	_____._____
0448	627.0200 Mulching	13,800.000 SY	_____._____	_____._____
0450	628.1504 Silt Fence	12,620.000 LF	_____._____	_____._____
0452	628.1520 Silt Fence Maintenance	12,620.000 LF	_____._____	_____._____

Proposal ID: 20241008006 **Project(s):** 1100-20-70, 1100-20-71

Federal ID(s): WISC 2025004, WISC 2025005

SECTION: 0001 Contract Items

Alt Set ID: **Alt Mbr ID:**

Proposal Line Number	Item ID Description	Approximate Quantity and Units	Unit Price	Bid Amount
0454	628.1905 Mobilizations Erosion Control	20.000 EACH	_____._____	_____._____
0456	628.1910 Mobilizations Emergency Erosion Control	12.000 EACH	_____._____	_____._____
0458	628.2004 Erosion Mat Class I Type B	81,100.000 SY	_____._____	_____._____
0460	628.6510 Soil Stabilizer Type B	20.000 ACRE	_____._____	_____._____
0462	628.7005 Inlet Protection Type A	17.000 EACH	_____._____	_____._____
0464	628.7020 Inlet Protection Type D	209.000 EACH	_____._____	_____._____
0466	628.7504 Temporary Ditch Checks	1,530.000 LF	_____._____	_____._____
0468	628.7515.S Stone Ditch Checks	156.000 CY	_____._____	_____._____
0470	628.7560 Tracking Pads	9.000 EACH	_____._____	_____._____
0472	629.0210 Fertilizer Type B	59.000 CWT	_____._____	_____._____
0474	630.0160 Seeding Mixture No. 60	40.000 LB	_____._____	_____._____
0476	630.0170 Seeding Mixture No. 70	230.000 LB	_____._____	_____._____
0478	630.0200 Seeding Temporary	2,760.000 LB	_____._____	_____._____
0480	630.0500 Seed Water	2,200.000 MGAL	_____._____	_____._____
0482	633.1000 Delineators Barrier Wall	158.000 EACH	_____._____	_____._____
0484	633.5200 Markers Culvert End	70.000 EACH	_____._____	_____._____

Proposal ID: 20241008006 **Project(s):** 1100-20-70, 1100-20-71

Federal ID(s): WISC 2025004, WISC 2025005

SECTION: 0001 Contract Items

Alt Set ID: **Alt Mbr ID:**

Proposal Line Number	Item ID Description	Approximate Quantity and Units	Unit Price	Bid Amount
0486	634.0618 Posts Wood 4x6-Inch X 18-FT	143.000 EACH	_____._____	_____._____
0488	634.0622 Posts Wood 4x6-Inch X 22-FT	9.000 EACH	_____._____	_____._____
0490	635.0200 Sign Supports Structural Steel HS	11,600.000 LB	_____._____	_____._____
0492	637.1220 Signs Type I Reflective SH	1,775.500 SF	_____._____	_____._____
0494	637.1230 Signs Type I Reflective F	381.250 SF	_____._____	_____._____
0496	637.2210 Signs Type II Reflective H	2,274.260 SF	_____._____	_____._____
0498	637.2230 Signs Type II Reflective F	811.750 SF	_____._____	_____._____
0500	638.2101 Moving Signs Type I	10.000 EACH	_____._____	_____._____
0502	638.2102 Moving Signs Type II	17.000 EACH	_____._____	_____._____
0504	638.2601 Removing Signs Type I	10.000 EACH	_____._____	_____._____
0506	638.2602 Removing Signs Type II	193.000 EACH	_____._____	_____._____
0508	638.3000 Removing Small Sign Supports	152.000 EACH	_____._____	_____._____
0510	638.3100 Removing Structural Steel Sign Supports	28.000 EACH	_____._____	_____._____
0512	643.0300 Traffic Control Drums	242,773.000 DAY	_____._____	_____._____
0514	643.0420 Traffic Control Barricades Type III	24,563.000 DAY	_____._____	_____._____
0516	643.0705 Traffic Control Warning Lights Type A	49,252.000 DAY	_____._____	_____._____

Proposal ID: 20241008006 **Project(s):** 1100-20-70, 1100-20-71

Federal ID(s): WISC 2025004, WISC 2025005

SECTION: 0001 Contract Items

Alt Set ID: **Alt Mbr ID:**

Proposal Line Number	Item ID Description	Approximate Quantity and Units	Unit Price	Bid Amount
0518	643.0715 Traffic Control Warning Lights Type C	48,973.000 DAY	_____._____	_____._____
0520	643.0800 Traffic Control Arrow Boards	1,342.000 DAY	_____._____	_____._____
0522	643.0900 Traffic Control Signs	100,448.000 DAY	_____._____	_____._____
0524	643.0910 Traffic Control Covering Signs Type I	10.000 EACH	_____._____	_____._____
0526	643.0920 Traffic Control Covering Signs Type II	34.000 EACH	_____._____	_____._____
0528	643.1000 Traffic Control Signs Fixed Message	1,473.000 SF	_____._____	_____._____
0530	643.1050 Traffic Control Signs PCMS	474.000 DAY	_____._____	_____._____
0532	643.1100.S Dynamic Late Merge System	410.000 DAY	_____._____	_____._____
0534	643.3165 Temporary Marking Line Paint 6-Inch	253,429.000 LF	_____._____	_____._____
0536	643.3265 Temporary Marking Line Paint 10-Inch	16,066.000 LF	_____._____	_____._____
0538	643.3760 Temporary Marking Raised Pavement Marker Type I	614.000 EACH	_____._____	_____._____
0540	643.4100 Traffic Control Interim Lane Closure	80.000 EACH	_____._____	_____._____
0542	643.5000 Traffic Control	1.000 EACH	_____._____	_____._____
0544	644.1810 Temporary Pedestrian Barricade	240.000 LF	_____._____	_____._____
0546	645.0120 Geotextile Type HR	754.000 SY	_____._____	_____._____
0548	645.0130 Geotextile Type R	88.000 SY	_____._____	_____._____

Proposal ID: 20241008006 **Project(s):** 1100-20-70, 1100-20-71

Federal ID(s): WISC 2025004, WISC 2025005

SECTION: 0001 Contract Items

Alt Set ID: **Alt Mbr ID:**

Proposal Line Number	Item ID Description	Approximate Quantity and Units	Unit Price	Bid Amount
0550	646.1545 Marking Line Grooved Wet Ref Contrast Epoxy 4-Inch	570.000 LF	_____._____	_____._____
0552	646.2020 Marking Line Epoxy 6-Inch	2,118.000 LF	_____._____	_____._____
0554	646.2025 Marking Line Grooved Black Epoxy 6-Inch	19,339.000 LF	_____._____	_____._____
0556	646.2040 Marking Line Grooved Wet Ref Epoxy 6-Inch	96,922.000 LF	_____._____	_____._____
0558	646.2050 Marking Line Grooved Permanent Tape 6-Inch	19,778.000 LF	_____._____	_____._____
0560	646.3040 Marking Line Grooved Wet Ref Epoxy 8-Inch	1,603.000 LF	_____._____	_____._____
0562	646.3545 Marking Line Grooved Wet Ref Contrast Epoxy 8-Inch	327.000 LF	_____._____	_____._____
0564	646.4040 Marking Line Grooved Wet Ref Epoxy 10-Inch	131.000 LF	_____._____	_____._____
0566	646.4050 Marking Line Grooved Permanent Tape 10-Inch	34,425.000 LF	_____._____	_____._____
0568	646.5020 Marking Arrow Epoxy	44.000 EACH	_____._____	_____._____
0570	646.5120 Marking Word Epoxy	25.000 EACH	_____._____	_____._____
0572	646.5220 Marking Symbol Epoxy	36.000 EACH	_____._____	_____._____
0574	646.5520 Marking Outfall Epoxy	51.000 EACH	_____._____	_____._____
0576	646.6120 Marking Stop Line Epoxy 18-Inch	643.000 LF	_____._____	_____._____

Proposal ID: 20241008006 **Project(s):** 1100-20-70, 1100-20-71

Federal ID(s): WISC 2025004, WISC 2025005

SECTION: 0001 Contract Items

Alt Set ID: **Alt Mbr ID:**

Proposal Line Number	Item ID Description	Approximate Quantity and Units	Unit Price	Bid Amount
0578	646.6220 Marking Yield Line Epoxy 18-Inch	157.000 EACH	_____._____	_____._____
0580	646.7120 Marking Diagonal Epoxy 12-Inch	7,393.000 LF	_____._____	_____._____
0582	646.7220 Marking Chevron Epoxy 24-Inch	1,354.000 LF	_____._____	_____._____
0584	646.7420 Marking Crosswalk Epoxy Transverse Line 6-Inch	1,612.000 LF	_____._____	_____._____
0586	646.8220 Marking Island Nose Epoxy	1.000 EACH	_____._____	_____._____
0588	646.9000 Marking Removal Line 4-Inch	25,831.000 LF	_____._____	_____._____
0590	646.9002 Marking Removal Line 6-Inch	86,158.000 LF	_____._____	_____._____
0592	646.9055 Marking Removal Line Grooved Contrast Permanent Tape 4-Inch	14,592.000 LF	_____._____	_____._____
0594	646.9102 Marking Removal Line 10-Inch	4,700.000 LF	_____._____	_____._____
0596	646.9155 Marking Removal Line Grooved Contrast Permanent Tape 8-Inch	6,493.000 LF	_____._____	_____._____
0598	652.0125 Conduit Rigid Metallic 2-Inch	15.000 LF	_____._____	_____._____
0600	652.0135 Conduit Rigid Metallic 3-Inch	16.000 LF	_____._____	_____._____
0602	652.0215 Conduit Rigid Nonmetallic Schedule 40 1 1/4-Inch	225.000 LF	_____._____	_____._____
0604	652.0225 Conduit Rigid Nonmetallic Schedule 40 2-Inch	3,795.000 LF	_____._____	_____._____

Proposal ID: 20241008006 **Project(s):** 1100-20-70, 1100-20-71

Federal ID(s): WISC 2025004, WISC 2025005

SECTION: 0001 Contract Items

Alt Set ID: **Alt Mbr ID:**

Proposal Line Number	Item ID Description	Approximate Quantity and Units	Unit Price	Bid Amount
0606	652.0235 Conduit Rigid Nonmetallic Schedule 40 3-Inch	1,166.000 LF	_____._____	_____._____
0608	652.0605 Conduit Special 2-Inch	32.000 LF	_____._____	_____._____
0610	652.0615 Conduit Special 3-Inch	1,344.000 LF	_____._____	_____._____
0612	652.0700.S Install Conduit into Existing Item	8.000 EACH	_____._____	_____._____
0614	652.0800 Conduit Loop Detector	706.000 LF	_____._____	_____._____
0616	653.0135 Pull Boxes Steel 24x36-Inch	4.000 EACH	_____._____	_____._____
0618	653.0140 Pull Boxes Steel 24x42-Inch	19.000 EACH	_____._____	_____._____
0620	653.0905 Removing Pull Boxes	24.000 EACH	_____._____	_____._____
0622	654.0101 Concrete Bases Type 1	5.000 EACH	_____._____	_____._____
0624	654.0105 Concrete Bases Type 5	1.000 EACH	_____._____	_____._____
0626	654.0110 Concrete Bases Type 10	2.000 EACH	_____._____	_____._____
0628	654.0115 Concrete Bases Type F	9.000 EACH	_____._____	_____._____
0630	654.0120 Concrete Bases Type 10-Special	1.000 EACH	_____._____	_____._____
0632	654.0217 Concrete Control Cabinet Bases Type 9 Special	1.000 EACH	_____._____	_____._____
0634	654.0230 Concrete Control Cabinet Bases Type L30	1.000 EACH	_____._____	_____._____

Proposal ID: 20241008006 **Project(s):** 1100-20-70, 1100-20-71

Federal ID(s): WISC 2025004, WISC 2025005

SECTION: 0001 Contract Items

Alt Set ID: **Alt Mbr ID:**

Proposal Line Number	Item ID Description	Approximate Quantity and Units	Unit Price	Bid Amount
0636	655.0230 Cable Traffic Signal 5-14 AWG	441.000 LF	_____._____	_____._____
0638	655.0240 Cable Traffic Signal 7-14 AWG	1,185.000 LF	_____._____	_____._____
0640	655.0260 Cable Traffic Signal 12-14 AWG	1,228.000 LF	_____._____	_____._____
0642	655.0515 Electrical Wire Traffic Signals 10 AWG	7,909.000 LF	_____._____	_____._____
0644	655.0525 Electrical Wire Traffic Signals 6 AWG	900.000 LF	_____._____	_____._____
0646	655.0610 Electrical Wire Lighting 12 AWG	3,762.000 LF	_____._____	_____._____
0648	655.0615 Electrical Wire Lighting 10 AWG	60.000 LF	_____._____	_____._____
0650	655.0625 Electrical Wire Lighting 6 AWG	32,665.000 LF	_____._____	_____._____
0652	655.0630 Electrical Wire Lighting 4 AWG	4,400.000 LF	_____._____	_____._____
0654	655.0640 Electrical Wire Lighting 1 AWG	18.000 LF	_____._____	_____._____
0656	655.0700 Loop Detector Lead In Cable	2,158.000 LF	_____._____	_____._____
0658	655.0800 Loop Detector Wire	2,428.000 LF	_____._____	_____._____
0660	656.0201 Electrical Service Meter Breaker Pedestal (location) 0001. IH 41 NB Ramps & CTH EE (W Hampton Ave)	1.000 EACH	_____._____	_____._____
0662	656.0401 Electrical Service Main Lugs Only Meter Pedestal (location) 0001. HL-40-CC	1.000 EACH	_____._____	_____._____
0664	656.0501 Electrical Service Breaker Disconnect Box (location) 0001. CCTV-40-0041	1.000 EACH	_____._____	_____._____

Proposal ID: 20241008006 **Project(s):** 1100-20-70, 1100-20-71

Federal ID(s): WISC 2025004, WISC 2025005

SECTION: 0001 Contract Items

Alt Set ID: **Alt Mbr ID:**

Proposal Line Number	Item ID Description	Approximate Quantity and Units	Unit Price	Bid Amount
0666	657.0100 Pedestal Bases	5.000 EACH	_____._____	_____._____
0668	657.0210 Transformer Bases Breakaway 15-17 Inch Bolt Circle	6.000 EACH	_____._____	_____._____
0670	657.0375 Poles Type A	2.000 EACH	_____._____	_____._____
0672	657.0381 Poles Type F	9.000 EACH	_____._____	_____._____
0674	657.0420 Traffic Signal Standards Aluminum 13-FT	3.000 EACH	_____._____	_____._____
0676	657.0425 Traffic Signal Standards Aluminum 15-FT	1.000 EACH	_____._____	_____._____
0678	657.0430 Traffic Signal Standards Aluminum 10-FT	1.000 EACH	_____._____	_____._____
0680	657.0620 Luminaire Arms Single Member 6-Inch Clamp 4-FT	4.000 EACH	_____._____	_____._____
0682	658.0173 Traffic Signal Face 3S 12-Inch	9.000 EACH	_____._____	_____._____
0684	658.0174 Traffic Signal Face 4S 12-Inch	3.000 EACH	_____._____	_____._____
0686	658.0416 Pedestrian Signal Face 16-Inch	4.000 EACH	_____._____	_____._____
0688	658.0500 Pedestrian Push Buttons	4.000 EACH	_____._____	_____._____
0690	658.5070 Signal Mounting Hardware (location) 0001. IH 41 NB Ramps & CTH EE (W. Hampton Ave)	1.000 EACH	_____._____	_____._____
0692	659.1130 Luminaires Utility LED D	22.000 EACH	_____._____	_____._____
0694	659.2230 Lighting Control Cabinets 240/480 30-Inch	1.000 EACH	_____._____	_____._____

Proposal ID: 20241008006 **Project(s):** 1100-20-70, 1100-20-71

Federal ID(s): WISC 2025004, WISC 2025005

SECTION: 0001 Contract Items

Alt Set ID: **Alt Mbr ID:**

Proposal Line Number	Item ID Description	Approximate Quantity and Units	Unit Price	Bid Amount
0696	659.5000.S Lamp, Ballast, LED, Switch Disposal by Contractor	34.000 EACH	_____._____	_____._____
0698	661.0201 Temporary Traffic Signals for Intersections (location) 0001. IH 41 NB Ramps & CTH EE (W. Hampton Ave)	1.000 EACH	_____._____	_____._____
0700	670.0101 Field System Integrator	1.000 EACH	_____._____	_____._____
0702	670.0201 ITS Documentation	1.000 EACH	_____._____	_____._____
0704	671.0142 Conduit HDPE 4-Duct 2-Inch	4,210.000 LF	_____._____	_____._____
0706	671.0222 Conduit HDPE Directional Bore 2-Duct 2-Inch	215.000 LF	_____._____	_____._____
0708	673.1225.S Install Pole Mounted Cabinet	1.000 EACH	_____._____	_____._____
0710	674.0300 Remove Cable	6,610.000 LF	_____._____	_____._____
0712	674.0400 Reinstall Cable	5,030.000 LF	_____._____	_____._____
0714	675.0300 Install Mounted Controller Microwave Detector Assembly	6.000 EACH	_____._____	_____._____
0716	677.0150 Install Camera Pole 50-FT	1.000 EACH	_____._____	_____._____
0718	677.0200 Install Camera Assembly	1.000 EACH	_____._____	_____._____
0720	677.9051.S Removing 50-FT Camera Pole	1.000 EACH	_____._____	_____._____
0722	678.0006 Install Fiber Optic Cable Outdoor Plant 6-CT	75.000 LF	_____._____	_____._____

Proposal ID: 20241008006 **Project(s):** 1100-20-70, 1100-20-71

Federal ID(s): WISC 2025004, WISC 2025005

SECTION: 0001 Contract Items

Alt Set ID: **Alt Mbr ID:**

Proposal Line Number	Item ID Description	Approximate Quantity and Units	Unit Price	Bid Amount
0724	678.0100.S Install Overhead Freeway DMS Full Matrix	1.000 EACH	_____._____	_____._____
0726	678.0200 Fiber Optic Splice Enclosure	3.000 EACH	_____._____	_____._____
0728	678.0300 Fiber Optic Splice	221.000 EACH	_____._____	_____._____
0730	678.0400 Fiber Optic Termination	12.000 EACH	_____._____	_____._____
0732	678.0501 Communication System Testing	3.000 EACH	_____._____	_____._____
0734	678.0600 Install Ethernet Switches	2.000 EACH	_____._____	_____._____
0736	690.0250 Sawing Concrete	128,346.000 LF	_____._____	_____._____
0738	715.0502 Incentive Strength Concrete Structures	8,278.000 DOL	1.00000	8,278.00
0740	715.0603 Incentive Strength Concrete Barrier	6,009.000 DOL	1.00000	6,009.00
0742	715.0720 Incentive Compressive Strength Concrete Pavement	2,774.000 DOL	1.00000	2,774.00
0744	740.0440 Incentive IRI Ride	43,062.000 DOL	1.00000	43,062.00
0746	801.0117 Railroad Flagging Reimbursement	235,750.000 DOL	1.00000	235,750.00
0748	ASP.1T0A On-the-Job Training Apprentice at $5.00/HR	7,000.000 HRS	5.00000	35,000.00
0750	ASP.1T0G On-the-Job Training Graduate at $5.00/HR	18,240.000 HRS	5.00000	91,200.00
0752	SPV.0035 Special 0001. Backfill Slurry	45.000 CY	_____._____	_____._____

Proposal ID: 20241008006 **Project(s):** 1100-20-70, 1100-20-71

Federal ID(s): WISC 2025004, WISC 2025005

SECTION: 0001 Contract Items

Alt Set ID: **Alt Mbr ID:**

Proposal Line Number	Item ID Description	Approximate Quantity and Units	Unit Price	Bid Amount
0754	SPV.0035 Special 0002. Base Patching Concrete SHES Special	6,453.000 CY	_____._____	_____._____
0756	SPV.0055 Special 0001. Incentive Density PWL	25,080.000 DOL	1.00000	25,080.00
0758	SPV.0055 Special 0002. Incentive Air Voids	29,420.000 DOL	1.00000	29,420.00
0760	SPV.0055 Special 0003. HMA Pavement LJD, Core Only Project	15,563.000 DOL	1.00000	15,563.00
0762	SPV.0060 Special 0001. Baseline CPM Progress Schedule	1.000 EACH	_____._____	_____._____
0764	SPV.0060 Special 0002. Monthly CPM Progress Schedule Updates	15.000 EACH	_____._____	_____._____
0766	SPV.0060 Special 0003. Concrete Barrier Type S42 End Anchor	24.000 EACH	_____._____	_____._____
0768	SPV.0060 Special 0004. Fastening Sewer Access Covers	78.000 EACH	_____._____	_____._____
0770	SPV.0060 Special 0005. Traffic Control Close-Open Freeway Entrance Ramp	66.000 EACH	_____._____	_____._____
0772	SPV.0060 Special 0006. Traffic Control Full Freeway Closure	18.000 EACH	_____._____	_____._____
0774	SPV.0060 Special 0007. Traffic Control Local Road Lane Closures	8.000 EACH	_____._____	_____._____
0776	SPV.0060 Special 0008. Survey Contract 1100-20-70/71	1.000 EACH	_____._____	_____._____
0778	SPV.0060 Special 0009. Mobilizations Emergency Pavement Repair	10.000 EACH	_____._____	_____._____

Proposal ID: 20241008006 **Project(s):** 1100-20-70, 1100-20-71

Federal ID(s): WISC 2025004, WISC 2025005

SECTION: 0001 Contract Items

Alt Set ID: **Alt Mbr ID:**

Proposal Line Number	Item ID Description	Approximate Quantity and Units	Unit Price	Bid Amount
0780	SPV.0060 Special 0010. Marking Median Inlets Epoxy 6-Inch	107.000 EACH	_____._____	_____._____
0782	SPV.0060 Special 0011. Concrete Barrier Type S42 Light Pole Base	3.000 EACH	_____._____	_____._____
0784	SPV.0060 Special 0012. Concrete Barrier Type S42A Light Pole Base	8.000 EACH	_____._____	_____._____
0786	SPV.0060 Special 0013. Concrete Barrier South Transition	1.000 EACH	_____._____	_____._____
0788	SPV.0060 Special 0014. Concrete Barrier North Transition	1.000 EACH	_____._____	_____._____
0790	SPV.0060 Special 0015. Utility Line Opening	35.000 EACH	_____._____	_____._____
0792	SPV.0060 Special 0016. Field Office Special	1.000 EACH	_____._____	_____._____
0794	SPV.0060 Special 0017. Drainpipe Exploration	1.000 EACH	_____._____	_____._____
0796	SPV.0060 Special 0018. Emergency Inlet Repair	10.000 EACH	_____._____	_____._____
0798	SPV.0060 Special 0019. Emergency Response to Traffic Involving Concrete Barrier Temporary	10.000 EACH	_____._____	_____._____
0800	SPV.0060 Special 0020. Emergency Response to Traffic Involving Crash Cushion	10.000 EACH	_____._____	_____._____
0802	SPV.0060 Special 1001. Poles Wood 60-FT	1.000 EACH	_____._____	_____._____
0804	SPV.0060 Special 1002. Wood Pole Lighting 60-FT	8.000 EACH	_____._____	_____._____
0806	SPV.0060 Special 1003. Luminaires Utility HPS 1000 Watts Floodlight	8.000 EACH	_____._____	_____._____

Proposal ID: 20241008006 **Project(s):** 1100-20-70, 1100-20-71

Federal ID(s): WISC 2025004, WISC 2025005

SECTION: 0001 Contract Items

Alt Set ID: **Alt Mbr ID:**

Proposal Line Number	Item ID Description	Approximate Quantity and Units	Unit Price	Bid Amount
0808	SPV.0060 Special 1004. Concrete Bases Type B	2.000 EACH	_____._____	_____._____
0810	SPV.0060 Special 1005. Luminaire Arms Single Member 4-Inch Clamp 4-FT	18.000 EACH	_____._____	_____._____
0812	SPV.0060 Special 1006. Maintenance of Lighting System	2.000 EACH	_____._____	_____._____
0814	SPV.0060 Special 1007. Lighting System Integrator	2.000 EACH	_____._____	_____._____
0816	SPV.0060 Special 1008. Lighting System Survey	2.000 EACH	_____._____	_____._____
0818	SPV.0060 Special 2000. Removing Overhead Freeway DMS	1.000 EACH	_____._____	_____._____
0820	SPV.0060 Special 2001. Removing Controller Cabinet	2.000 EACH	_____._____	_____._____
0822	SPV.0060 Special 2002. Removing Controller Cabinet Base	2.000 EACH	_____._____	_____._____
0824	SPV.0060 Special 2003. Ground Rod	3.000 EACH	_____._____	_____._____
0826	SPV.0060 Special 2004. Removing Microwave Detector	1.000 EACH	_____._____	_____._____
0828	SPV.0060 Special 2005. Removing Pole	2.000 EACH	_____._____	_____._____
0830	SPV.0060 Special 2006. Install Salvaged Pole	1.000 EACH	_____._____	_____._____
0832	SPV.0060 Special 3000. Install Poles Type 9	2.000 EACH	_____._____	_____._____
0834	SPV.0060 Special 3001. Install Poles Type 9 Special	1.000 EACH	_____._____	_____._____

Proposal ID: 20241008006 **Project(s):** 1100-20-70, 1100-20-71

Federal ID(s): WISC 2025004, WISC 2025005

SECTION: 0001 Contract Items

Alt Set ID: **Alt Mbr ID:**

Proposal Line Number	Item ID Description	Approximate Quantity and Units	Unit Price	Bid Amount
0836	SPV.0060 Special 3002. Install Monotube Arms 30-FT	2.000 EACH	_____._____	_____._____
0838	SPV.0060 Special 3003. Install Monotube Arms 45-FT TYPE 9/10 Spec Pole	1.000 EACH	_____._____	_____._____
0840	SPV.0060 Special 3004. Trnspt & Install Stat Furn Tra Si Ca (IH 41 NB Ram & CTH EE W Hampton Ave)	1.000 EACH	_____._____	_____._____
0842	SPV.0060 Special 3005. Temp Non-Interse Det Sys For Int (IH 41 NB Ramps & CTH EE (W. Hampton Ave)	1.000 EACH	_____._____	_____._____
0844	SPV.0060 Special 3006. Trnspt & Install State Furn Rad DE(IH 41 NB Ramps & CTH EE W. Hampton Ave)	1.000 EACH	_____._____	_____._____
0846	SPV.0060 Special 3007. Trnspr Traffic Sig & Int Light Mat (IH 41 NB Ramps & CTH EE W Hampton Ave)	1.000 EACH	_____._____	_____._____
0848	SPV.0060 Special 3008. Install Fiber Optic Communications in Cabinet IH 41 NB Ramps and CTH EE	1.000 EACH	_____._____	_____._____
0850	SPV.0060 Special 4000. Embedded Galvanic Anodes	385.000 EACH	_____._____	_____._____
0852	SPV.0060 Special 4010. Micropile Verification Load Test	1.000 EACH	_____._____	_____._____
0854	SPV.0060 Special 4011. Micropile Proof Load Test	4.000 EACH	_____._____	_____._____
0856	SPV.0060 Special 4030. Vegetation Removal B-40-358	1.000 EACH	_____._____	_____._____
0858	SPV.0060 Special 4031. Vegetation Removial B-40-359	1.000 EACH	_____._____	_____._____

Proposal ID: 20241008006 **Project(s):** 1100-20-70, 1100-20-71

Federal ID(s): WISC 2025004, WISC 2025005

SECTION: 0001 Contract Items

Alt Set ID: **Alt Mbr ID:**

Proposal Line Number	Item ID Description	Approximate Quantity and Units	Unit Price	Bid Amount
0860	SPV.0060 Special 4040. Strapping C-40-47	3.000 EACH	_____._____	_____._____
0862	SPV.0060 Special 4060. Cleaning and Painting Bearings	14.000 EACH	_____._____	_____._____
0864	SPV.0060 Special 4070. Pier Widening Access	1.000 EACH	_____._____	_____._____
0866	SPV.0060 Special 4080. Resetting Bearings B-40-358	2.000 EACH	_____._____	_____._____
0868	SPV.0060 Special 4500. Tension Anchor Rods	16.000 EACH	_____._____	_____._____
0870	SPV.0060 Special 4501. Remove Catwalk	6.000 EACH	_____._____	_____._____
0872	SPV.0060 Special 4502. Install ID Plaque	2.000 EACH	_____._____	_____._____
0874	SPV.0060 Special 4503. Secure/Replace Handhole Cover	2.000 EACH	_____._____	_____._____
0876	SPV.0060 Special 8000. Reconnect Storm Sewer	103.000 EACH	_____._____	_____._____
0878	SPV.0060 Special 8001. Temporary Storm Sewer Plug	9.000 EACH	_____._____	_____._____
0880	SPV.0060 Special 8002. Bulkhead Pipe	2.000 EACH	_____._____	_____._____
0882	SPV.0085 Special 0001. Native Pollinator Seed Mixture No. 90A	146.000 LB	_____._____	_____._____
0884	SPV.0090 Special 0001. Concrete Barrier Double Faced	333.000 LF	_____._____	_____._____
0886	SPV.0090 Special 0002. Pipe Underdrain 6-Inch Special	3,352.000 LF	_____._____	_____._____

Proposal ID: 20241008006 **Project(s):** 1100-20-70, 1100-20-71

Federal ID(s): WISC 2025004, WISC 2025005

SECTION: 0001 Contract Items

Alt Set ID: **Alt Mbr ID:**

Proposal Line Number	Item ID Description	Approximate Quantity and Units	Unit Price	Bid Amount
0888	SPV.0090 Special 1001. Cable Aerial Aluminum 6 AWG Triplex	4,410.000 LF	_____._____	_____._____
0890	SPV.0090 Special 2000. Outdoor Rated Network Cable	820.000 LF	_____._____	_____._____
0892	SPV.0090 Special 3000. Fiber Optic Warning Tape	499.000 LF	_____._____	_____._____
0894	SPV.0090 Special 4000. 9.625-Inch Micropile Foundation	4,569.000 LF	_____._____	_____._____
0896	SPV.0090 Special 8000. Cleaning Storm Sewer	1,000.000 LF	_____._____	_____._____
0898	SPV.0165 Special 4000. Removing Loose Concrete	764.000 SF	_____._____	_____._____
0900	SPV.0165 Special 4010. Temporary Shoring Railroad	650.000 SF	_____._____	_____._____
0902	SPV.0165 Special 4501. Repair Galavnized Coating	3.000 SF	_____._____	_____._____
0904	SPV.0180 Special 0002. High Friction Surface Treatment	13,975.000 SY	_____._____	_____._____
0906	SPV.0180 Special 0003. Excavation of Phragmites Contaminated Soil	100.000 SY	_____._____	_____._____
0908	SPV.0180 Special 0004. Herbicide Application	100.000 SY	_____._____	_____._____
0910	SPV.0180 Special 4000. Polyester Polymer Concrete Overlay	10,452.000 SY	_____._____	_____._____
0912	SPV.0180 Special 4001. Abutment Seat Cleaning and Sealing	134.000 SY	_____._____	_____._____
0914	SPV.0180 Special 4010. Grouting Existing Riprap	56.000 SY	_____._____	_____._____

Proposal ID: 20241008006 **Project(s):** 1100-20-70, 1100-20-71

Federal ID(s): WISC 2025004, WISC 2025005

SECTION: 0001 Contract Items

Alt Set ID: **Alt Mbr ID:**

Proposal Line Number	Item ID Description	Approximate Quantity and Units	Unit Price	Bid Amount
0916	SPV.0195 Special 0001. HMA Longitudinal Joint Repair	362.000 TON	_____._____	_____._____
0918	SPV.0195 Special 4000. Excavation, Hauling, and Disposal of Solid Waste Soil	194.000 TON	_____._____	_____._____
0920	511.1100 Temporary Shoring	600.000 SF	_____._____	_____._____
0922	643.0500 Traffic Control Flexible Tubular Marker Posts	42.000 EACH	_____._____	_____._____
0924	643.0600 Traffic Control Flexible Tubular Marker Bases	42.000 EACH	_____._____	_____._____
0926	646.1020 Marking Line Epoxy 4-Inch	200.000 LF	_____._____	_____._____

Section: 0001 **Total:** _____._____

Total Bid: _____._____