

HIGHWAY WORK PROPOSAL

Wisconsin Department of Transportation
DT1502 01/2020 s.66.0901(7) Wis. Stats

Proposal Number: **003**

<u>COUNTY</u>	<u>STATE PROJECT</u>	<u>FEDERAL</u>	<u>PROJECT DESCRIPTION</u>	<u>HIGHWAY</u>
Columbia	1011-01-65	WISC 2022374	Madison - Portage; South County Line To Sth 60	IH 039
Columbia	1012-01-74	N/A	Madison - Portage; Sth 60 Interchange, B-11-165 & 166	IH 039

ADDENDUM REQUIRED ATTACHED AT BACK

This proposal, submitted by the undersigned bidder to the Wisconsin Department of Transportation, is in accordance with the advertised request for proposals. The bidder is to furnish and deliver all materials, and to perform all work for the improvement of the designated project in the time specified, in accordance with the appended Proposal Requirements and Conditions.

Proposal Guaranty Required: \$440,000.00 Payable to: Wisconsin Department of Transportation	Attach Proposal Guaranty on back of this PAGE.
Bid Submittal Date: May 10, 2022 Time (Local Time): 11:00 am	Firm Name, Address, City, State, Zip Code
Contract Completion Time May 31, 2024	SAMPLE NOT FOR BIDDING PURPOSES
Assigned Disadvantaged Business Enterprise Goal 5%	This contract is exempt from federal oversight.

This certifies that the undersigned bidder, duly sworn, is an authorized representative of the firm named above; that the bidder has examined and carefully prepared the bid from the plans, Highway Work Proposal, and all addenda, and has checked the same in detail before submitting this proposal or bid; and that the bidder or agents, officer, or employees have not, either directly or indirectly, entered into any agreement, participated in any collusion, or otherwise taken any action in restraint of free competitive bidding in connection with this proposal bid.

Do not sign, notarize, or submit this Highway Work Proposal when submitting an electronic bid on the Internet.

Subscribed and sworn to before me this date _____

(Signature, Notary Public, State of Wisconsin)

(Bidder Signature)

(Print or Type Name, Notary Public, State Wisconsin)

(Print or Type Bidder Name)

(Date Commission Expires)

(Bidder Title)

Notary Seal

Type of Work:	For Department Use Only
Excavation, Base, Concrete Pavement, HMA Pavement, Curb and Gutter, Sidewalk, Signs, Beam Guard, Pavement Marking, Culvert Pipes, Storm Sewer, Fence, Retaining Walls, Structure Replacements, Street Lights	
Notice of Award Dated	Date Guaranty Returned

**PLEASE ATTACH
PROPOSAL GUARANTY HERE**

Effective with November 2007 Letting

PROPOSAL REQUIREMENTS AND CONDITIONS

The bidder, signing and submitting this proposal, agrees and declares as a condition thereof, to be bound by the following conditions and requirements.

If the bidder has a corporate relationship with the proposal design engineering company, the bidder declares that it did not obtain any facts, data, or other information related to this proposal from the design engineering company that was not available to all bidders.

The bidder declares that they have carefully examined the site of, and the proposal, plans, specifications and contract forms for the work contemplated, and it is assumed that the bidder has investigated and is satisfied as to the conditions to be encountered, as to the character, quality, and quantities of work to be performed and materials to be furnished, and as to the requirements of the specifications, special provisions and contract. It is mutually agreed that submission of a proposal shall be considered conclusive evidence that the bidder has made such examination.

The bidder submits herewith a proposal guaranty in proper form and amount payable to the party as designated in the advertisement inviting proposals, to be retained by and become the property of the owner of the work in the event the undersigned shall fail to execute the contract and contract bond and return the same to the office of the engineer within fourteen (14) days after having been notified in writing to do so; otherwise to be returned.

The bidder declares that they understand that the estimate of quantities in the attached schedule is approximate only and that the attached quantities may be greater or less in accordance with the specifications.

The bidder agrees to perform the said work, for and in consideration of the payment of the amount becoming due on account of work performed, according to the unit prices bid in the following schedule, and to accept such amounts in full payment of said work.

The bidder declares that all of the said work will be performed at their own proper cost and expense, that they will furnish all necessary materials, labor, tools, machinery, apparatus, and other means of construction in the manner provided in the applicable specifications and the approved plans for the work together with all standard and special designs that may be designed on such plans, and the special provisions in the contract of which this proposal will become a part, if and when accepted. The bidder further agrees that the applicable specifications and all plans and working drawings are made a part hereof, as fully and completely as if attached hereto.

The bidder, if awarded the contract, agrees to begin the work not later than ten (10) days after the date of written notification from the engineer to do so, unless otherwise stipulated in the special provisions.

The bidder declares that if they are awarded the contract, they will execute the contract agreement and begin and complete the work within the time named herein, and they will file a good and sufficient surety bond for the amount of the contract for performance and also for the full amount of the contract for payment.

The bidder, if awarded the contract, shall pay all claims as required by Section 779.14, Statutes of Wisconsin, and shall be subject to and discharge all liabilities for injuries pursuant to Chapter 102 of the Statutes of Wisconsin, and all acts amendatory thereto. They shall further be responsible for any damages to property or injury to persons occurring through their own negligence or that of their employees or agents, incident to the performance of work under this contract, pursuant to the Standard Specifications for Road and Bridge Construction applicable to this contract.

In connection with the performance of work under this contract, the contractor agrees to comply with all applicable state and federal statutes relating to non-discrimination in employment. No otherwise qualified person shall be excluded from employment or otherwise be subject to discrimination in employment in any manner on the basis of age, race, religion, color, gender, national origin or ancestry, disability, arrest or conviction record (in keeping with s.111.32), sexual orientation, marital status, membership in the military reserve, honesty testing, genetic testing, and outside use of lawful products. This provision shall include, but not be limited to the following: employment, upgrading, demotion or transfer; recruitment or recruitment advertising; layoff or termination; rates of pay or other forms of compensation, and selection for training, including apprenticeship. The contractor further agrees to ensure equal opportunity in employment to all applicants and employees and to take affirmative action to attain a representative workforce.

The contractor agrees to post notices and posters setting forth the provisions of the nondiscrimination clause, in a conspicuous and easily accessible place, available for employees and applicants for employment.

If a state public official (section 19.42, Stats.) or an organization in which a state public official holds at least a 10% interest is a party to this agreement, this contract is voidable by the state unless appropriate disclosure is made to the State of Wisconsin Ethics Board.

Effective with August 2015 Letting

BID PREPARATION

Preparing the Proposal Schedule of Items

A General

- (1) Obtain bidding proposals as specified in section 102 of the standard specifications prior to 11:45 AM of the last business day preceding the letting. Submit bidding proposals using one of the following methods:
 1. Electronic bid on the internet.
 2. Electronic bid on a printout with accompanying diskette or CD ROM.
 3. Paper bid under a waiver of the electronic submittal requirements.
- (2) Bids submitted on a printout with accompanying diskette or CD ROM or paper bids submitted under a waiver of the electronic submittal requirements govern over bids submitted on the internet.

- (3) The department will provide bidding information through the department's web site at:
<https://wisconsindot.gov/Pages/doing-bus/contractors/hcci/bid-let.aspx>

The contractor is responsible for reviewing this web site for general notices as well as information regarding proposals in each letting. The department will also post special notices of all addenda to each proposal through this web site no later than 4:00 PM local time on the Thursday before the letting. Check the department's web site after 5:00 PM local time on the Thursday before the letting to ensure all addenda have been accounted for before preparing the bid. When bidding using methods 1 and 2 above, check the Bid Express™ on-line bidding exchange at <http://www.bidx.com/> after 5:00 PM local time on the Thursday before the letting to ensure that the latest schedule of items Expedite file (*.ebs or *.00x) is used to submit the final bid.

- (4) Interested parties can subscribe to the Bid Express™ on-line bidding exchange by following the instructions provided at the www.bidx.com web site or by contacting:

Info Tech Inc.
5700 SW 34th Street, Suite 1235
Gainesville, FL 32608-5371
email: <mailto:customer.support@bidx.com>

- (5) The department will address equipment and process failures, if the bidder can demonstrate that those failures were beyond their control.
- (6) Contractors are responsible for checking on the issuance of addenda and for obtaining the addenda. Notice of issuance of addenda is posted on the department's web site at:
<https://wisconsindot.gov/Pages/doing-bus/contractors/hcci/bid-let.aspx>

or by calling the department at (608) 266-1631. Addenda can ONLY be obtained from the department's web site listed above or by picking up the addenda at the Bureau of Highway Construction, 4th floor, 4822 Madison Yards Way, Madison, WI, during regular business hours.

- (7) Addenda posted after 5:00 PM on the Thursday before the letting will be emailed to the eligible bidders for that proposal. All eligible bidders shall acknowledge receipt of the addenda whether they are bidding on the proposal or not. Not acknowledging receipt may jeopardize the awarding of the project.

B Submitting Electronic Bids

B.1 On the Internet

- (1) Do the following before submitting the bid:
 1. Have a properly executed annual bid bond on file with the department.

2. Have a digital ID on file with and enabled by Info Tech Inc. Using this digital ID will constitute the bidder's signature for proper execution of the bidding proposal.
- (2) In lieu of preparing, delivering, and submitting the proposal as specified in 102.6 and 102.9 of the standard specifications, submit the proposal on the internet as follows:
 1. Download the latest schedule of items reflecting all addenda from the Bid Express™ web site.
 2. Use Expedite™ software to enter a unit price for every item in the schedule of items.
 3. Submit the bid according to the requirements of Expedite™ software and the Bid Express™ web site. Do not submit a bid on a printout with accompanying diskette or CD ROM or a paper bid. If the bidder does submit a bid on a printout with accompanying diskette or a paper bid in addition to the internet submittal, the department will disregard the internet bid.
 4. Submit the bid before the hour and date the Notice to Contractors designates.
 5. Do not sign, notarize, and return the bidding proposal described in 102.2 of the standard specifications.
- (3) The department will not consider the bid accepted until the hour and date the Notice to Contractors designates.

B.2 On a Printout with Accompanying Diskette or CD ROM

- (1) Download the latest schedule of items from the Wisconsin pages of the Bid Express™ web site reflecting the latest addenda posted on the department's web site at:
<https://wisconsindot.gov/Pages/doing-bus/contractors/hcci/bid-let.aspx>
Use Expedite™ software to prepare and print the schedule of items. Provide a valid amount for all price fields. Follow instructions and review the help screens provided on the Bid Express™ web site to assure that the schedule of items is prepared properly.
- (2) Staple an 8 1/2 by 11 inch printout of the Expedite™ generated schedule of items to the other proposal documents submitted to the department as a part of the bidder's sealed bid. As a separate submittal, not in the sealed bid envelop but due at the same time and place as the sealed bid, also provide the Expedite™ generated schedule of items on a 3 1/2 inch computer diskette or CD ROM. Label each diskette or CD ROM with the bidder's name, the 4 character department-assigned bidder identification code from the top of the bidding proposal, and a list of the proposal numbers included on that diskette or CD ROM as indicated in the following example:

Bidder Name

BN00

Proposals: 1, 12, 14, & 22

- (3) If bidding on more than one proposal in the letting, the bidder may include all proposals for that letting on one diskette or CD ROM. Include only submitted proposals with no incomplete or other files on the diskette or CD ROM.
- (4) The bidder-submitted printout of the Expedite™ generated schedule of items is the governing contract document and must conform to the requirements of section 102 of the standard specifications. If a printout needs to be altered, cross out the printed information with ink or typewriter and enter the new information and initial it in ink. If there is a discrepancy between the printout and the diskette or CD ROM, the department will analyze the bid using the printout information.
- (5) In addition to the reasons specified in section 102 of the standard specifications, proposals are irregular and the department may reject them for one or more of the following:
 1. The check code printed on the bottom of the printout of the Expedite™ generated schedule of items is not the same on each page.
 2. The check code printed on the printout of the Expedite™ generated schedule of items is not the same as the check code for that proposal provided on the diskette or CD ROM.

3. The diskette or CD ROM is not submitted at the time and place the department designates.

C Waiver of Electronic Submittal

- (1) The bidder may request a waiver of the electronic submittal requirements. Submit a written request for a waiver in lieu of bids submitted on the internet or on a printout with accompanying diskette or CD ROM. Use the waiver that was included with the paper bid document sent to the bidder or type up a waiver on the bidder's letterhead. The department will waive the electronic submittal requirements for a bidding entity (individual, partnership, joint venture, corporation, or limited liability company) for up to 4 individual proposals in a calendar year. The department may allow additional waivers for equipment malfunctions.
- (2) Submit a schedule of items on paper conforming to section 102 of the standard specifications. The department charges the bidder a \$75 administrative fee per proposal, payable at the time and place the department designates for receiving bids, to cover the costs of data entry. The department will accept a check or money order payable to: "Wisconsin, Dept. of Transportation."
- (3) In addition to the reasons specified in section 102 of the standard specifications, proposals are irregular and the department may reject them for one or more of the following:
 1. The bidder fails to provide the written request for waiver of the electronic submittal requirements.
 2. The bidder fails to pay the \$75 administrative fee before the time the department designates for the opening of bids unless the bidder requests on the waiver that they be billed for the \$75.
 3. The bidder exceeds 4 waivers of electronic submittal requirements within a calendar year.
- (4) In addition to the reasons specified in section 102 of the standard specifications, the department may refuse to issue bidding proposals for future contracts to a bidding entity that owes the department administrative fees for a waiver of electronic submittal requirements.

PROPOSAL BID BOND

DT1303 1/2006

Wisconsin Department of Transportation

Proposal Number	Project Number	Letting Date
Name of Principal		
Name of Surety	State in Which Surety is Organized	

We, the above-named Principal and the above-named Surety, are held and firmly bound unto the State of Wisconsin in the sum equal to the Proposal Guaranty for the total bid submitted for the payment to be made; we jointly and severally bind ourselves, our heirs, executors, administrators, successors and assigns. The condition of this obligation is that the Principal has submitted a bid proposal to the State of Wisconsin acting through the Department of Transportation for the improvement designated by the Proposal Number and Letting Date indicated above.

If the Principal is awarded the contract and, within the time and manner required by law after the prescribed forms are presented for signature, enters into a written contract in accordance with the bid, and files the bond with the Department of Transportation to guarantee faithful performance and payment for labor and materials, as required by law, or if the Department of Transportation shall reject all bids for the work described, then this obligation shall be null and void; otherwise, it shall be and remain in full force and effect. In the event of failure of the Principal to enter into the contract or give the specified bond, the Principal shall pay to the Department of Transportation **within 10 business days of demand** a total equal to the Proposal Guaranty as liquidated damages; the liability of the Surety continues for the full amount of the obligation as stated until the obligation is paid in full.

The Surety, for value received, agrees that the obligations of it and its bond shall not be impaired or affected by any extension of time within which the Department of Transportation may accept the bid; and the Surety does waive notice of any such extension.

IN WITNESS, the Principal and Surety have agreed and have signed by their proper officers and have caused their corporate seals to be affixed this date: **(DATE MUST BE ENTERED)**

PRINCIPAL

(Company Name) **(Affix Corporate Seal)**

(Signature and Title)

(Company Name)

(Signature and Title)

(Company Name)

(Signature and Title)

(Company Name)

(Signature and Title)

NOTARY FOR PRINCIPAL

(Date)

State of Wisconsin)
) ss.
_____ County)

On the above date, this instrument was acknowledged before me by the named person(s).

(Signature, Notary Public, State of Wisconsin)

(Print or Type Name, Notary Public, State of Wisconsin)

(Date Commission Expires)

Notary Seal

(Name of Surety) **(Affix Seal)**

(Signature of Attorney-in-Fact)

NOTARY FOR SURETY

(Date)

State of Wisconsin)
) ss.
_____ County)

On the above date, this instrument was acknowledged before me by the named person(s).

(Signature, Notary Public, State of Wisconsin)

(Print or Type Name, Notary Public, State of Wisconsin)

(Date Commission Expires)

Notary Seal

IMPORTANT: A certified copy of Power of Attorney of the signatory agent must be attached to the bid bond.

CERTIFICATE OF ANNUAL BID BOND

DT1305 8/2003

Wisconsin Department of Transportation

Time Period Valid (From/To)	
Name of Surety	
Name of Contractor	
Certificate Holder	Wisconsin Department of Transportation

This is to certify that an annual bid bond issued by the above-named Surety is currently on file with the Wisconsin Department of Transportation.

This certificate is issued as a matter of information and conveys no rights upon the certificate holder and does not amend, extend or alter the coverage of the annual bid bond.

Cancellation: Should the above policy be cancelled before the expiration date, the issuing surety will give thirty (30) days written notice to the certificate holder indicated above.

(Signature of Authorized Contractor Representative)

(Date)

March 2010

LIST OF SUBCONTRACTORS

Section 66.0901(7), Wisconsin Statutes, provides that as a part of the proposal, the bidder also shall submit a list of the subcontractors the bidder proposes to contract with and the class of work to be performed by each. In order to qualify for inclusion in the bidder's list a subcontractor shall first submit a bid in writing, to the general contractor at least 48 hours prior to the time of the bid closing. The list may not be added to or altered without the written consent of the municipality. A proposal of a bidder is not invalid if any subcontractor and the class of work to be performed by the subcontractor has been omitted from a proposal; the omission shall be considered inadvertent or the bidder will perform the work personally.

No subcontract, whether listed herein or later proposed, may be entered into without the written consent of the Engineer as provided in Subsection 108.1 of the Standard Specifications.

[illegible]

DECEMBER 2000

**CERTIFICATION REGARDING DEBARMENT, SUSPENSION, AND OTHER
RESPONSIBILITY MATTERS - PRIMARY COVERED TRANSACTIONS**

Instructions for Certification

1. By signing and submitting this proposal, the prospective contractor is providing the certification set out below.
2. The inability of a person to provide the certification required below will not necessarily result in denial of participation in this covered transaction. The prospective contractor shall submit an explanation of why it cannot provide the certification set out below. The certification or explanation will be considered in connection with the department or agency's determination whether to enter into this transaction. However, failure of the prospective contractor to furnish a certification or an explanation shall disqualify such person from participation in this transaction.
3. The certification in this clause is a material representation of fact upon which reliance was placed when the department determined to enter into this transaction. If it is later determined that the contractor knowingly rendered an erroneous certification in addition to other remedies available to the Federal Government the department may terminate this transaction for cause or default.
4. The prospective contractor shall provide immediate written notice to the department to whom this proposal is submitted if at any time the prospective contractor learns that its certification was erroneous when submitted or has become erroneous by reason of changed circumstances.
5. The terms "covered transaction," "debarred," "suspended," "ineligible," "lower tier covered transaction," "participant," "person," "primary covered transaction," "principal," "proposal," and "voluntarily excluded," as used in this clause, have the meanings set out in the Definitions and Coverage sections of the rules implementing Executive Order 12549. You may contact the department to which this proposal is being submitted for assistance in obtaining a copy of those regulations.
6. The prospective contractor agrees by submitting this proposal that, should this contract be entered into, it shall not knowingly enter into any lower tier covered transaction with a person who is debarred, suspended, declared ineligible, or voluntarily excluded from participation in this covered transaction, unless authorized by the department entering into this transaction.
7. The prospective contractor further agrees by submitting this proposal that it will include the clause titled "Certification Regarding Debarment, Suspension, Ineligibility and Voluntary Exclusion-Lower Tier Covered Transaction," which is included as an addendum to PR-1273 - "Required Contract Provisions Federal Aid Construction Contracts," without

modification, in all lower tier covered transactions and in all solicitations for lower tier covered transactions.

8. The contractor may rely upon a certification of a prospective subcontractor/materials supplier that it is not debarred, suspended, ineligible, or voluntarily excluded from the covered transaction, unless it knows that the certification is erroneous. A contractor may decide the method and frequency by which it determines the eligibility of its principals. Each contractor may, but is not required to, check the Disapproval List (telephone # 608/266/1631).
9. Nothing contained in the foregoing shall be construed to require establishment of a system of records in order to render in good faith the certification required by this clause. The knowledge and information of a contractor is not required to exceed that which is normally possessed by a prudent person in the ordinary course of business dealings.
10. Except for transactions authorized under paragraph 6 of these instructions, if a contractor in a covered transaction knowingly enters into a lower tier covered transaction with a person who is suspended, debarred, ineligible or voluntarily excluded from participation in this transaction, in addition to other remedies available to the Federal Government, the department may terminate this transaction for cause or default.

Certification Regarding Debarment, Suspension, and Other Responsibility Matters - Primary Covered Transactions

- (1) The prospective contractor certifies to the best of its knowledge and belief, that it and its principals:
 - (a) Are not presently debarred, suspended, proposed for debarment, declared ineligible, or voluntarily excluded from covered transactions by any Federal department or agency;
 - (b) Have not within a three-year period preceding this proposal been convicted of or had a civil judgment rendered against them for commission of fraud or a criminal offense in connection with obtaining, attempting to obtain, or performing a public (Federal, State or local) transaction or contract under a public transaction; violation of Federal or State antitrust statutes or commission of embezzlement, theft, forgery, bribery, falsification or destruction of records, making false statements or receiving stolen property;
 - (c) Are not presently indicted for or otherwise criminally or civilly charged by a governmental entity (Federal, State or local) with commission of any of the offense enumerated in paragraph (1)(b) of this certification; and
 - (d) Have not within a three-year period preceding this proposal had one or more public transactions (Federal, State or local) terminated for cause or default.
- (2) Where the prospective contractor is unable to certify to any of the statements in this certification, such prospective contractor shall attach an explanation to this proposal.

Special Provisions

Table of Contents

Article	Description	Page #
1.	General.....	3
2.	Scope of Work.....	3
3.	Prosecution and Progress.....	3
4.	Lane Rental Fee Assessment.....	7
5.	Traffic.	8
6.	Holiday and Special Event Work Restrictions.....	12
7.	Utilities.....	13
8.	Incentive/Disincentive for Interim Completion of Work – Stage 2: IH 39, Item 108.3100.S.01.	14
9.	Incentive/Disincentive for Interim Completion of Work – Stage 4: IH 39, Item 108.3100.S.02.	15
10.	Other Contracts.....	15
11.	Intelligent Transportation Systems (ITS) – Control of Materials.	16
12.	Intelligent Transportation Systems - General Requirements.....	17
13.	Removing Business Sign, Item 204.9060.S.01.....	20
14.	Removing Business Water System, Item 204.9060.S.01.....	20
15.	Removing Business Electrical System, Item 204.9060.S.02.....	21
16.	Backfill Coarse Aggregate Size No. 01, Item 209.0300.S.01.....	21
17.	Base Aggregate Dense 3/4-Inch, Item 305.0110.....	21
18.	Base Aggregate Dense 1 1/4-Inch, Item 305.0120.....	22
19.	Rout and Seal, Item 415.6000.S.....	22
20.	Bar Steel Reinforcement HS Stainless Structures, Item 505.0800.S.....	23
21.	Cover Plates Temporary, Item 611.8120.S.....	25
22.	Seeding.....	26
23.	Nighttime Work Lighting-Stationary.....	26
24.	Dynamic Late Merge System, Item 643.1100.S.....	27
25.	Traffic Control Interim Lane Closure, Item 643.4100.S.....	31
26.	Install Conduit Into Existing Item, Item 652.0700.S.....	32
27.	Ramp Closure Gates 24-FT, Item 662.1024.S; Ramp Closure Gates 32-FT, Item 662.1032.S.....	32
28.	Install Pole Mounted Cabinet, Item 673.1225.S.....	33
29.	Removing 50-Foot Camera Pole, Item 677.9051.S.....	34
30.	Removing CCTV Camera, Item 677.9200.S.....	35
31.	Temporary Stone Ditch Checks, Item SPV.0035.01.....	35
32.	Verify Landmark Reference Monuments, Item SPV.0060.01.....	36
33.	Removing Controller Cabinet, Item SPV.0060.02.....	37
34.	Removing Controller Cabinet Base, Item SPV.0060.03.....	38
35.	Remove Pole, Item SPV.0060.04.....	38
36.	Remove Microwave Detector, Item SPV.0060.05.....	39
37.	Removing On-Ramp Closure Gate, Item SPV.0060.06.....	39
38.	Removing Communication Vault, Item SPV.0060.07.....	40

39.	Install Spread Spectrum Radio, Item SPV.0060.08.....	40
40.	Ground Rod, Item SPV.0060.09.	41
41.	Welded Inlet Covers, Item SPV.0060.10.	42
42.	Clean and Fill Anchor Hole, Item SPV.0060.11.....	42
43.	Pull Boxes Non-Conductive 18x24-Inch, Item SPV.0060.12.....	42
44.	Temporary Lighting System Northbound Ramp Terminal, Item SPV.0060.13.....	43
45.	Construction Staking Roundabout Terminal, Item SPV.0060.14.....	44
46.	Drain Slotted Vane Longitudinal, Item SPV.0090.01.....	44
47.	Fill and Restore Existing Concrete Rumble Strips, Item SPV.0090.02.	45
48.	Concrete Barrier Temporary Precast Left In Place, Item SPV.0090.03.	45
49.	Temporary Wall Wire Faced Mechanically Stabilized Earth, Item SPV.0165.01.....	46
50.	Wall Concrete Panel Mechanically Stabilized Earth (R-11-0040), Item SPV.0165.02; Wall Concrete Panel Mechanically Stabilized Earth (R-11-0041), Item SPV.0165.03.	54

SPECIAL PROVISIONS

1. General.

Perform the work under this construction contract for Project 1011-01-65, Madison – Portage, South County Line to STH 60, IH 39, Columbia County, Wisconsin and for Project 1012-01-74, IH 39, Madison - Portage, STH 60 Interchange, B-11-165 & 166, IH 39, Columbia County, Wisconsin as the plans show and execute the work as specified in the State of Wisconsin, Department of Transportation, Standard Specifications for Highway and Structure Construction, 2022 Edition, as published by the department, and these special provisions.

If all or a portion of the plans and special provisions are developed in the SI metric system and the schedule of prices is developed in the US standard measure system, the department will pay for the work as bid in the US standard system.

100-005 (20220107)

2. Scope of Work.

The work under this contract shall consist of concrete pavement repair, base aggregate, concrete, culverts, curb and gutter, grading, HMA pavement, ITS, lighting, permanent signing and marking, storm sewer, Structures B-11-165, B-11-166, R-11-0040, R-11-0041 and all incidental items necessary to complete the work as shown on the plans and included in the proposal and contract.

104-005 (20090901)

3. Prosecution and Progress.

Begin work within 10 calendar days after the engineer issues a written notice to do so.

Provide the time frame for construction of the project within a month after executing the contract but at least 14 calendar days before the preconstruction conference. Assure that the time frame is consistent with the contract completion time. Upon approval, the engineer will issue the notice to proceed within ten calendar days before the beginning of the approved time frame.

To revise the time frame, submit a written request to the engineer at least two weeks before the beginning of the intended time frame. The engineer will approve or deny that request based on the conditions cited in the request and its effect on the department's scheduled resources.

The contract time for completion is based on an expedited work schedule and may require extraordinary forces and equipment.

Included in this "Prosecution and Progress" special provision are interim and final completion dates. These dates indicate that work efforts will possibly require multiple or concurrent controlling operations. This information is included to assist the contractor and its subcontractors and shall not be interpreted as a demonstration of specified means and methods or work periods other than intermediate and completion dates. Indicate on the proposed schedule of operations that a large force and adequate equipment will be provided to assure that the work will be completed within the established contract time.

The contractor is advised that there may be multiple mobilizations for such items as erosion control, traffic control, signing items, temporary pavement markings and other incidental items related to the staging. The department will make no additional payment for said mobilizations except for erosion control mobilizations for same day restoration of disturbed areas.

Permitted lane closure times are detailed in the "Traffic" article of these special provisions.

The department will not grant time extensions to the interim completion dates specified above for the following:

1. Severe weather as specified in standard spec 108.10.2.2.
2. Labor disputes that are not industry wide.
3. Delays in material deliveries.

If contract time expires prior to completing all work specified in the contract, additional liquidated damages will be affixed according to standard spec 108.11.

General Restrictions

No construction equipment is allowed to cross IH 39 at any time. Crossing of STH 60 and ramps will be allowed at the times and locations approved by the engineer. The contractor must provide Flaggers while crossing any live traffic until these roads are closed for construction.

Only legal loads are permitted on permanent pavements. Heavy and tracked construction equipment is not allowed on any permanent pavement at any time.

Sequence of Operations

Complete work as detailed in the staging descriptions below. Modifications pertaining to what work is completed in each stage require prior written approval by the engineer.

Project 1011-01-65:

Complete all work for Project 1011-01-65 by Thursday, September 1, 2022.

The contractor shall begin work on the IH 39 NB & IH 90/94 WB lanes beginning at the Dane/Columbia County line and working north. After completion of the IH 39 NB & IH 90/94 WB lanes, the contractor shall work on the IH 39 SB & 90/94 EB lanes beginning at the northern project limits and working south.

Stage 1A and 1B: Complete concrete repair on the IH 39 NB & 90/94 WB lanes.

Stage 2A and 2B: Complete concrete repair on the IH 39 SB & 90/94 EB lanes.

Interim Completion and Liquidated Damages – Project 1011-01-65: September 1, 2022.

Complete Project 1011-01-65 by September 1, 2022.

If the contractor fails to complete the work on Project 1011-01-65 by September 1, 2022, the department will assess the contractor \$2175 in interim liquidated damages for each calendar day the contract work remains incomplete beyond 12:01 AM on September 2, 2022. An entire calendar day will be charged for any period of time within a calendar day that the road remains closed beyond 12:01 AM.

If contract time expires prior to completing all work specified in the contract, additional liquidated damages will be affixed according to standard spec 108.11.

Project 1012-01-74:

Stage 1:

IH 39: Prior to 12:00 PM September 2, 2022

- Upon approval to begin work, the contractor may perform NB and SB off ramp grading that is at least 60 ft away from IH 39 NB and SB, the existing interstate ramps, and STH 60 edge of travel way. Do not negatively impact traffic on previously stated highways with work operations.

Stage 1A:

IH 39: Starting on or after September 6, 2022

- Close the IH 39 NB on/off ramp. Permanently closing the NB off ramp.
- Construct and complete the IH 39 median crossovers. Work includes grading, storm sewer, installing the longitudinal drain vane, base aggregate, concrete pavement, and temporary barrier wall.
- Continue the NB and SB off ramp grading, base aggregate, and paving that is at least 60 ft away from the IH 39 NB and SB, edge of travel way.

STH 60: Starting on or after September 6, 2022 and complete by November 17, 2022

- Close and detour STH 60. Construct both permanent and temporary pavement prior to the 2022 winter shutdown. Work includes grading, storm sewer, culverts, base aggregate, curb and gutter, sidewalk, concrete and HMA pavement, shouldering, signing and marking.
- Move traffic to STH 60 – Stage 1 (Winter Shutdown).

Stage 1B:

IH 39: Continuing after the completion of Stage 1A and complete by November 17, 2022

- Complete both the NB and SB off ramps. Work includes grading, culverts, base aggregate, concrete pavement, shouldering, signing, and marking.
- Move traffic to IH 39 – Stage 1 (Winter Shutdown).

IH 39: Complete Pavement Repair and Replacement on IH 39 by November 17, 2022

2022 Winter Shutdown

Winter shutdown will commence with the completion of STH 60 Stage 1A and IH 39 Stage 1B in the Fall of 2022. Do not resume work until February 27, 2023 unless approved by the engineer. Provide a start date in writing at least 14 days prior to the planned recommencement of work in 2023. Upon approval the engineer will issue the notice to proceed within 10 days of the approved start date.

Stage 2:

IH 39: Start no earlier than February 27, 2023 unless approved by the engineer and complete by May 25, 2023.

- Remove structure B-11-16 and construct structure B-11-166
- Complete IH 39 NB bridge approaches, pavement, guardrail, storm sewer, barrier wall, and all other incidental items as shown in plans.
- Construct and complete IH 39 NB on ramp. Work includes grading, culverts, base aggregate, pavement, shouldering, signing, and marking.
- Remove existing NB on and off ramps.
- Move traffic to Traffic Control – IH 39 Stage 3A.

Stage 2A:

STH 60:

- Construct and complete temporary pavement on the southside of STH 60 east of IH 39.
- Construct north half of the NB ramps roundabout. Work includes grading, storm sewer, base aggregate, curb and gutter, sidewalk, concrete pavement, HMA pavement, signing and marking.

Stage 2B:

STH 60:

- Construct south half of the NB ramps roundabout. Work includes grading, base aggregate, concrete pavement, and signing and marking.

Stage 3A:

IH 39:

- Close newly constructed SB off ramp ("SX") and open existing SB off loop ramp to construct the ramp to SB roundabout connection.

STH 60: Construct the temporary pavement on the northside of STH 60 west of IH 39.

- Construct north half of the SB ramps roundabout. Work includes grading, storm sewer, base aggregate, curb and gutter, sidewalk, concrete pavement, HMA pavement, signing and marking.
- Complete NB ramps roundabout and median east of the NB ramps roundabout by November 16, 2023. Work includes base aggregate, curb and gutter, sidewalk, concrete pavement, signing and marking.

Stage 3B:

IH 39:

- Close existing SB off loop ramp and open newly constructed SB off ramp ("SX").

STH 60:

- Construct south half of the SB ramps roundabout. Work includes grading, storm sewer, base aggregate, curb and gutter, sidewalk, concrete pavement, shouldering, signing, and marking.

Stage 3C

STH 60: Complete by November 16, 2023

- Complete the SB ramps roundabout and median to the west. Work includes base aggregate, curb and gutter, sidewalk, concrete pavement, shouldering, signing and marking.
- Remove temporary pavement placed in previous stages.

Stage 3D

IH 39: Start on or after September 18, 2023 and complete by October 13, 2023

- Close and detour the existing SB on ramp.
- Construct and complete IH 39 SB on ramp. Work includes grading, culverts, base aggregate, concrete pavement, shouldering, signing, and marking.
- Remove existing SB on and off ramps.

2023 Winter Shutdown

Winter shutdown will commence with the completion of Stage 3C in the Fall of 2023. Do not resume work until February 26, 2024 unless approved by the engineer. Provide a start date in writing at least 14 days prior to the planned recommencement of work in 2024. Upon approval the engineer will issue the notice to proceed within 10 days of the approved start date.

Stage 4:

IH 39: Start on or after February 26, 2024 unless approved by the engineer and complete by May 23, 2024.

- Remove Structure B-11-15 and construct structure B-11-165.
- Complete the IH 39 SB bridge approaches, pavement, guardrail, storm sewer, barrier wall, and all other incidental items as shown in plans.
- Move traffic to final lane configuration.
- Finish remaining items unable to be installed due to cold weather.

STH 60:

- Complete all median work between the SB ramp roundabout and the NB ramp roundabout. Work includes base aggregate, curb and gutter, concrete pavement, shouldering, signing, and marking.
- Finish remaining items unable to be installed due to cold weather.

Stage 5

- Install barrier wall at cross overs

1012-01-74 Interim Completion of Work

Interim Completion and Liquidated Damages –IH 39 Stage 1B: November 17, 2022.

Complete construction operations on IH 39 Stage 1B by November 17, 2022.

If the contractor fails to complete IH 39 Stage 1B by November 17, 2022, the department will assess the contractor \$2175 in interim liquidated damages for each calendar day the contract work remains incomplete beyond 12:01 AM on November 18, 2022. An entire calendar day will be charged for any period of time within a calendar day that the road remains closed beyond 12:01 AM.

Interim Completion and Liquidated Damages – STH 60 Stage 1A: November 17, 2022.

Complete construction operations on STH 60 Stage 1A by November 17, 2022.

If the contractor fails to complete STH 60 Stage 1A 1B by November 17, 2022, the department will assess the contractor \$2175 in interim liquidated damages for each calendar day the contract work remains incomplete beyond 12:01 AM on November 18, 2022. An entire calendar day will be charged for any period of time within a calendar day that the road remains closed beyond 12:01 AM.

Interim Completion and Liquidated Damages – IH 39 Stage 2: May 25, 2023.

Complete construction operations on IH 39 Stage 2 by May 25, 2023.

If the contractor fails to complete IH 39 Stage 2 by May 25, 2023, the department will assess the contractor \$2175 in interim liquidated damages for each calendar day the contract work remains incomplete beyond 12:01 AM on May 26, 2023. An entire calendar day will be charged for any period of time within a calendar day that the road remains closed beyond 12:01 AM.

(Note: This is also subject to Incentive/Disincentive. See article Incentive/Disincentive for Interim Completion of Work – Stage 2: IH 39, Item 108.3100.S.01)

Interim Completion and Liquidated Damages – IH 39 Stage 3D: October 13, 2023.

Complete construction operations on IH 39 Stage 3D October 13, 2023.

If the contractor fails to complete IH 39 Stage 3D by October 13, 2023, the department will assess the contractor \$2175 in interim liquidated damages for each calendar day the contract work remains incomplete beyond 12:01 AM on October 14, 2023. An entire calendar day will be charged for any period of time within a calendar day that the road remains closed beyond 12:01 AM.

Interim Completion and Liquidated Damages – IH 39 Stage 4: May 23, 2024.

Complete construction operations on IH 39 Stage 4 by May 23, 2024.

If the contractor fails to complete IH 39 Stage 4 by May 23, 2024, the department will assess the contractor \$2175 in interim liquidated damages for each calendar day the contract work remains incomplete beyond 12:01 AM on May 24, 2024. An entire calendar day will be charged for any period of time within a calendar day that the road remains closed beyond 12:01 AM.

(Note: This is also subject to Incentive/Disincentive. See article Incentive/Disincentive for Interim Completion of Work – Stage 4: IH 39, Item 108.3100.S.02.)

If contract time expires prior to completing all work specified in the contract, additional liquidated damages will be affixed according to standard spec 108.11.

Northern Long-eared Bat (*Myotis septentrionalis*)

Northern Long-eared Bats (NLEB) have the potential to inhabit the project limits because they roost in trees. Roosts may not have been observed on this project, but conditions to support the species exist. The species and all active roosts are protected by the Federal Endangered Species Act. If an individual bat or active roost is encountered during construction operations, stop work and notify the engineer and the WisDOT Regional Environmental Coordinator (REC).

If additional construction activities beyond what was originally specified are required to complete the work, approval from the engineer, following coordination with WisDOT REC, is required prior to initiating these activities.

4. Lane Rental Fee Assessment

The Lane Rental Fee Assessment will be incurred for each lane closure, each ramp closure, and each full closure of a roadway, per direction of travel, that is outside the allowable lane closure times for IH 39 NB and SB as shown table 4.1 and 4.2, is as follows:

- \$10,000 per lane, per direction of travel, per hour broken into 15-minute increments

The Lane Rental Fee Assessment represents a portion of the cost of the interference and inconvenience to the road users for each closure. All lane, roadway, or ramp closure event increments 15 minutes and less will be assessed as a 15-minute increment.

The engineer, or designated representative, will be the sole authority in determining time period length for the Lane Rental Fee Assessment.

Lane Rental Fee Assessments will not be assessed for closures due to crashes, accidents, or emergencies not initiated by the contractor.

Lane Rental Fee Assessments will not be incurred during times where the disincentive for interim completion of work is applicable, see articles:

- Incentive/Disincentive for Interim Completion of Work – Stage 2: IH 39, Item 108.3100.S.01
- Incentive/Disincentive for Interim Completion of Work – Stage 4: IH 39, Item 108.3100.S.02

Lane Rental Fee Assessments will not be assessed for rolling closures if they are within the allowable double lane closure times shown in Table 4.1 and 4.2.

The department will assess Lane Rental Fee Assessment by the dollar under the administrative item Failing to Open Road to Traffic. The total dollar amount of Lane Rental Fee Assessment will be computed by multiplying the Lane Rental Assessment Rate by the number of 15-minute increments of each lane closure event as described above.

Lane Rental Fee Assessment will be in effect from the time of the Notice to Proceed until the department issues final acceptance. If interim completion time or contract time expires before the completion of specified work in the contract, additional liquidated damages will be assessed as specified in standard spec 108.11 or as specified within this contract.

5. Traffic.

Before starting work, supply the name and 24-hour telephone number of a local contact person to the engineer for traffic control repair.

Revisions to the traffic control plans must be approved in writing by the project engineer.

Place drums and other temporary traffic control devices on the outer edge of the shoulder when not in use.

During lane closures, keep drums out of the open lane of traffic. When traffic is reduced to a single lane, drums may be placed in the open lane to shift traffic onto the shoulder only in the immediate vicinity of work with the approval of the engineer. Restore drums immediately after completing work in that area.

Material and equipment delivery are only permitted within lane closures.

Do not use maintenance crossovers to make U-turns unless the inside lanes in both directions are closed and the turn can be made without encroaching into adjacent open lanes.

IH 39, IH 90/94 Work Zone Speed Limits

Reduce the speed limit within the work zone to 55 MPH when lanes are closed for construction as described in the Sequence of Operations. Return the speed limit to 70 MPH when all lanes are open to traffic.

Traffic Operation

Always maintain a 16 feet available width on IH 39 throughout the project.

Allowable Lane Closure Times:

Table 1: Summer Allowable Lane Closure Times for IH 39 NB and SB Mainline (6 Lane) and Ramps

IH 39/90/94 & Ramps 6 Lane Segment	Summer (Memorial Day to Labor Day)						
Allowable Hours	Sun PM - Mon AM	Mon PM - Tue AM	Tue PM - Wed AM	Wed PM - Thur AM	Thur PM - Fri AM	Fri PM - Sat AM	Sat PM - Sun AM
	Northbound						
Single Lane Closure	6PM-11AM	6PM-11AM	6PM-11AM	6PM-9AM	7PM-9AM	9PM-8AM	5PM-9AM
Double Lane Closure	9PM-6AM	10PM-6AM	10PM-6AM	10PM-6AM	10PM-6AM	10PM-6AM	9PM-8AM
	Southbound						
Single Lane Closure	9PM-11AM	6PM-11:59AM	12PM-11:59AM	12PM-11:59AM	12PM-11AM	7PM-10AM	6PM-9AM
Double Lane Closure	10PM-5:30AM	9PM-5:30AM	9PM-5:30AM	9PM-5:30AM	9PM-5:30AM	10PM-7AM	10PM-8AM

Table 2: Spring and Fall Allowable Lane Closure Times for IH 39 NB and SB Mainline (6 Lane)

IH 39/90/94 6 Lane Segment	Spring (prior to Memorial Day) and Fall (after Labor Day)				
Allowable Hours	Sun PM - Mon AM	Mon PM-Tue AM Tue PM-Wed AM Wed PM-Thur AM	Thur PM - Fri AM	Fri PM-Sat AM	Sat PM-Sun AM
	Northbound				
Single Lane Closure	All Day	All Day	All Day	All Day	All Day
Double Lane Closure	8PM-6AM	8PM-6AM	9PM-6AM	10PM-7AM	8PM-8AM
	Southbound				
Single Lane Closure	All Day	All Day	All Day	All Day	All Day
Double Lane Closure	10PM-5:30AM	8PM-5:30AM	9PM-5:30AM	10PM-7AM	9PM-8AM

Project 1011-01-65:

See Table 4.1: Summer Allowable Lane Closure Times for permitted lane closure times.

The length of lane closure will be limited to five miles and there must be a minimum of 3 miles between lane closures. These restrictions include lane closures for adjacent projects.

For project 1011-01-65, do not close more than one STH 60 ramp at a time.

Stage 1A & 1B: Pavement repair and replacement on IH 39 NB & 90/94 WB lanes.

- The northbound IH 39 off-ramp to STH 60 will be closed while completing outside lane and center lane repair and replacement. A signed detour will direct traffic to utilize the following roadways: IH 39 northbound to CTH CS, CTH CS to southbound IH 39, southbound to STH 60.

Stage 2A & 2B : Pavement repair and replacement on IH 39 SB & 90/94 EB lanes.

- STH 60 on-ramp to southbound IH 39 will be closed while completing outside lane and center lane repair and replacement. A signed detour will direct traffic to utilize the following roadways: IH 39 northbound to CTH CS, CTH CS to southbound IH 39, southbound to STH 60.
- Southbound IH 39 off-ramp to STH 60 will be closed while completing outside lane and center lane repair and replacement at the ramp. A signed detour will direct traffic to utilize the following roadways: IH 39 southbound to CTH V, CTH V to northbound IH 39, northbound IH 39 to STH 60.

Project 1012-01-74:

IH 39:

Stage 1 (prior to 12:01 PM September 2, 2022):

- See Table 4.1: Summer Allowable Lane Closure Times for permitted lane closure times.

Stage 1A&1B (on or after September 6, 2022): Construct IH 39 crossovers and IH 39 NB and SB off ramp construction.

- See Table 4.2 Spring and Fall Allowable Lane Closure Times for permitted lane closure times
- Close and detour IH 39 NB on and off ramp.

Winter Shutdown (late November 2022- early March 2023):

- When lane closures are not needed for construction activity remove all unnecessary traffic control devices from the roadway.
- Open the new IH 39 NB and SB off ramps and the existing NB on ramp.
- Close the existing IH 39 SB off loop ramp until needed for STH 60 construction operations in Stage 3A.

Stage 2 (prior to May 26, 2023): IH 39 NB bridge and IH 39 NB on ramp.

- See Table 4.2: Spring and Fall Allowable Lane Closure Times for permitted lane closure times.
- During single lane closures in both directions. IH 39 NB traffic will be shifted to IH 39 SB lanes. Traffic will be two lanes bi-directional, with 11-foot lanes, and separate bidirectional traffic with temporary concrete barrier wall.
- Close and detour the IH 39 NB on ramp to tie-in to the existing ramp.
- Rolling closures may be utilized for traffic switches, the removal of existing structure, and to set bridge girders. Plan work activities to minimize the amount and duration of rolling closures. Use Table 4.2 "Double Lane Closures" for allowable closure times.

Stage 3 (May 30 – November 17, 2023): Switching the IH 39 SB off ramps and left-over ancillary work from Stage 2, Construct IH 39 SB on ramp.

- See Table 4.1: Summer Allowable Lane Closure Times for permitted lane closure times.
- During STH 60 Stage 3A, close new IH 39 SB off ramp and reopen the existing IH 39 SB off loop ramp.
- Close and detour the IH 39 SB on ramp to tie-in to the existing ramp.
- All unnecessary traffic control devices must be removed from the roadway.

Winter Shutdown (2023-2024):

- When lane closures are not needed for construction activity remove all unnecessary traffic control devices from the roadway.

Stage 4 (Spring of 2024): Construct IH 39 SB bridge

- See Table 4.2: Spring and Fall Allowable Lane Closure Times for permitted lane closure times.
- During single lane closures in both directions. IH 39 SB traffic will be shifted to NB lanes. Traffic will be two lanes bi-directional, with 11-foot lanes, and separate bidirectional traffic with temporary concrete barrier wall.
- Rolling closures may be utilized for traffic switches, the removal of existing structure, and to set bridge girders. Plan work activities to minimize the amount and duration of rolling closures. Use Table 4.2 "Double Lane Closures" for allowable closure times.

Stage 5

- In addition to Table 4.2 lane closure restrictions, no lane closures are permitted on IH 39 NB or IH 39 SB from 11:00 AM Friday to 10:00 PM Sunday.

STH 60:

Stage 1 (Fall of 2022): Construct a mix of permanent and temporary roadway, temporary NB ramps and SB off ramp connections.

- STH 60 will be closed and detoured, from east of the IH 39 SB ramp terminals to Schutz Road.
- IH 39 NB ramps will be closed during this stage.

Stages 2-4:

- STH 60 maintain two lanes of traffic. Utilize flagging operations for short term lane closures.

Stage 2A: Ramp closure

- Close and detour IH 39 NB on ramp to tie in new ramp to existing ramp. Open ramp to traffic by May 26, 2023

Stage 3: Ramp closure

- Close and detour SB on ramp to tie in new ramp to existing ramp. Open ramp to traffic by November 16, 2023

Rolling Closures

Rolling closures may be utilized for operations as noted in this article. Rolling closures will involve slowing traffic for a brief period and then allowing traffic to proceed behind a line of law enforcement vehicles that will coordinate the procession through the work site.

Conduct operation requiring law enforcement vehicles, to limit the stop or slowing of IH 39 traffic, to less than 15 minutes for the rolling closures. The necessary advanced signing, traffic control personnel, department personnel, and law enforcement personnel are required to be on site prior to and during these operations.

Arrange the implementation of rolling closures according to the through the engineer and Erik Nilson with the Southwest Region Office, (608) 242-8019. Provide final confirmation of the scheduled rolling closure to the engineer 72 hour in advance of the closure.

Coordination with Traffic Management Center (TMC)

Provide advance notification to the engineer for incorporation the use of Dynamic Message Signs (DMS) as supplemental warning for the Dynamic Lane Merge System (DLMS). The engineer will contact the state Traffic Management Center (TMC) seven days prior to the start of work for DMS usage for traffic management support. Information can be emailed or called into the control room at tmc@dot.wi.gov, (414) 227-2142.

Provide the following information:

- a. The start date of when traffic control measures are to be deployed for lane closures.
- b. Project contact information (engineer), including name, email and phone.
- c. The DMS message content to display is a single-phase message. The approximate lane closure location and the start date is needed in the DMS message.
- d. The DMS schedule, start date for the message is seven days prior to the start of construction.
- e. DMS to use: DMS # 356, I-90/94 SB @ Columbia/Sauk County Line, DMS # 323, I-39/90/94 NB @ Hanson Rd/N. of US 151.

For question regarding the use of DMS in this contract, contact the WisDOT Southwest Region Work Zone Engineer Jason Koster, (608) 440-1331, Jason.Koster@dot.wi.gov.

Wisconsin Lane Closure System Advance Notification

Provide the following advance notification to the engineer for incorporation into the Wisconsin Lane Closure System (LCS).

TABLE 108-1 CLOSURE TYPE AND REQUIRED MINIMUM ADVANCE NOTIFICATION

Closure type with height, weight, or width restrictions (available width, all lanes in one direction < 16 feet)	MINIMUM NOTIFICATION
Lane and shoulder closures	7 calendar days
Full roadway closures	7 calendar days
Ramp closures	7 calendar days
Detours	7 calendar days
Closure type without height, weight, or width restrictions (available width, all lanes in one direction ≥ 16 feet)	MINIMUM NOTIFICATION
Lane and shoulder closures	3 business days
Ramp closures	3 business days
Modifying all closure types	3 business days

Discuss LCS completion dates and provide changes in the schedule to the engineer at weekly project meetings in order to manage closures nearing their completion date.

6. Holiday and Special Event Work Restrictions

Do not perform work on, nor haul materials of any kind along or across any portion of the highway carrying IH 39 and STH 60 traffic, and entirely clear the traveled way and shoulders of such portions of the highway of equipment, barricades, signs, lights, and any other material that might impede the free flow of traffic during the following holiday and special event periods:

2022

- From noon Friday, May 27, 2022 to 6:00 AM Tuesday, May 31, 2022 for Memorial Day;
- From noon Friday, June 17, 2022 to 6:00 AM Monday, June 20, 2022 for Juneteenth;
- From noon Friday, July 1, 2022 to 6:00 AM Tuesday, July 5, 2022 for Independence Day;
- From noon Friday, September 2, 2022 through 6:00 AM Tuesday, September 6, 2022 for Labor Day;
- From noon Friday, November 18, 2022 through 6:00 AM Monday, November 28, 2022 for Deer Hunting Season/Thanksgiving.

2023

- From noon Friday, May 26, 2023 through 6:00 AM Tuesday, May 30, 2023 for Memorial Day;
- From noon Friday, June 16, 2023 to 6:00 AM Tuesday, June 20, 2023 for Juneteenth;
- From noon Friday, June 30, 2023 through 6:00 AM Wednesday, July 5, 2023 for Independence Day;
- From noon Friday, September 1, 2023 through 6:00 AM Tuesday, September 5, 2023 for Labor Day;
- From noon Friday November 17, 2023 through 6:00 AM Monday, November 27, 2023 for Deer Hunting Season/Thanksgiving.

2024

- From noon Friday, May 24, 2024 through 6:00 AM Tuesday, May 28, 2024 for Memorial Day.

stp-107-005 (20210113)

7. Utilities.

This contract comes under the provisions of Wisconsin Administrative Code Chapter Trans 220.
stp- 107-065 (20080501)

Project 1011-01-65

The following utility owners have facilities within the project area; however, no adjustments are anticipated:

- **Alliant Energy – Electric**
- **AT&T Legacy - Communication**
- **ATC Management, Inc. – Electricity-Transmission**

Project 1012-01-74

Underground and overhead facilities are located within the project limits. Utility adjustments are required for this construction project as noted below. Coordinate construction activities with a call to Diggers Hotline or a direct call to the utilities that have facilities in the area as required per statutes. Use caution to ensure the integrity of underground facilities and maintain code clearances from overhead facilities always. The contractor shall have all buried utilities field located prior to the start of construction. Contact each utility company listed in the plans, prior to preparing bids, to obtain current information on the status of existing and any new utility relocation work.

Some of the utility work described below is dependent on prior work being performed by the contractor at a specific site. In such situations, provide the engineer and the affected utility a good faith notice of when the utility is to start work at the site. Provide this notice 14 to 16 calendar days in advance of when the prior work will be completed, and the site will be available to the utility owner. Follow-up with a confirmation notice to the engineer and the utility owner not less than three working days before the site will be ready for the utility owner to begin its work.

The following utility companies have facilities near or within project limits:

AT&T Legacy – Communications has underground facilities within the project limits, approximately 5' inside the east R/W fence. To avoid excavation conflicts and loss of cover, AT&T Legacy will relocate to underground fiber optic conduit 5' inside the proposed right-of-way line for the full project limits, south to north. This work is anticipated to be complete before construction.

Field contact for AT&T Legacy is Kenneth Nine, 574-904-6336, knine@jmceainc.com.

ATC Management Inc – Electricity Transmission has overhead facilities within the project limits; no conflicts anticipated.

Alliant Energy – Electricity has underground and overhead facilities within the project limits.

Alliant Energy—Electricity has an existing pole 18/00 to remain at approximately Station 273+30'SX' Left. Notify Alliant Energy field contact to have this pole held during the minor grading near this pole.

Alliant Energy—Electricity will also remove poles and overhead lines for electric service to the Ho Chunk sign that cross STH 60 from Station 73+00 RT to Station 79+00 LT. This service will be relocated underground at a depth of approximately 36 inches along the south right-of-way line and bored across STH 60 perpendicularly near Station 79+30. This work is anticipated to start June 1, 2022 and take 10 working days.

Field contact for Alliant Energy – Electricity is Ryan Smedema, (608) 742-0848, mobile (608) 963-0880, ryansmedema@alliantenergy.com.

Alliant Energy – Gas has underground facilities within the project limits; no conflicts anticipated.

Frontier Communications of WI – Communications has has underground facilities within the project limits following the existing north R/W. These require relocation to avoid conflicts and loss of cover due to excavation work throughout the interchange.

Beginning at Station 45+50RT new cable to be placed to Station 50+25RT at 55'C/L. Then cable will be placed to Station 53+00RT to 170' C/L. From this point cable will be placed at a minimum depth of 15' to Station 68+00RT at 170' C/L. From this point cable will be placed 8' off of R/W to Station 76+00RT, then cable will be placed 1' off of R/W to Station 79+50RT, then directional boring of the cable at a depth of 48" to Station 79+50 LT. This work is anticipated to start April 19, 2022 and take 30 working days.

Field contact for Frontier Communications is Jerry Moore, 608-742-9507, Jerald.r.moore@ftr.com.

8. Incentive/Disincentive for Interim Completion of Work – Stage 2: IH 39, Item 108.3100.S.01.

A General

This item shall consist of either an incentive payment or a disincentive pay reduction as specified below.

The contractor shall complete all of the work necessary to fully and safely open IH 39 NB and the IH 39 NB on ramp to traffic by May 25, 2023.

All work not necessary to fully and safely open IH 39 NB and the IH 39 NB on ramp to traffic after May 25, 2023 must comply with lane closure restriction as shown in the "Traffic" article and holiday restrictions as shown in the "Holiday and Special Event Work Restrictions" article or disincentive payments will be levied.

The completion time allowed for this contract is based on an expedited work schedule.

Under this Incentive/Disincentive plan, no time extensions will be granted for adverse weather conditions; for delays in material deliveries; or for labor disputes unless it can be shown that such disputes are industry wide.

The maximum incentive payment, as shown on the Schedule of Items, is for department accounting purposes. The actual incentive payment the contractor may receive shall be according to section B of this provision.

Incentive payments will not be considered as part of the money value of the work completed for computing time extensions.

B Incentive Payment

The contractor shall be entitled to an incentive payment for completion of all of the work necessary to fully and safely open IH 39 NB and the IH 39 NB on ramp on this contract before May 25, 2023. Work is to include IH 39 NB bridge approaches, pavement, shouldering, guardrail, storm sewer, barrier wall, pavement marking, signing and all incidental items shown in the plans for Stage 2: IH 39

The incentive payment will be paid at the rate of \$25,000 per calendar day, of completion before May 25, 2023. The maximum amount of incentive payment cannot exceed \$350,000.

C Disincentive Pay Reduction

Should the contractor fail to complete all the work necessary to fully and safely open IH 39 NB and the IH 39 NB on ramp under this contract by May 25, 2023, the contractor shall be liable to the department for a pay reduction in the amount of \$25,000 per calendar day for each calendar day after 12:01 AM on May 26, 2023 that work remains incomplete. An entire calendar day will be assessed for any period of time within a calendar day that the work remains incomplete beyond 12:01 AM.

If contract time expires before completing all work specified in the contract, additional liquidated damages will be assessed as specified in standard spec 108.11 or as specified within this contract.

D Measurement and Payment

Incentive/Disincentive for interim Completion of Work will be measured by the calendar day and will be paid/assessed at the contract unit price per calendar day.

The unit price per day for an incentive pay adjustment will be compensation in full for completing the work as specified in section B of this provision.

The unit price per day for a disincentive pay reduction will be assessed for failing to complete all the work as specified in section C of this provision.

stp-108-056 (20161130)

9. Incentive/Disincentive for Interim Completion of Work – Stage 4: IH 39, Item 108.3100.S.02.

A General

This item shall consist of either an incentive payment or a disincentive pay reduction as specified below.

The contractor shall complete all of the work necessary to fully and safely open IH 39 SB and the IH 39 SB on ramp to traffic by May 23, 2024.

All work not necessary to fully and safely open IH 39 SB and the IH 39 SB on ramp to traffic after May 24, 2024 must comply with lane closure restriction as shown in the "Traffic" article and holiday restrictions as shown in the "Holiday and Special Event Work Restrictions" article or disincentive payments will be levied.

The completion time allowed for this contract is based on an expedited work schedule.

Under this Incentive/Disincentive plan, no time extensions will be granted for adverse weather conditions; for delays in material deliveries; or for labor disputes unless it can be shown that such disputes are industry wide.

The maximum incentive payment, as shown on the Schedule of Items, is for department accounting purposes. The actual incentive payment the contractor may receive shall be according to section B of this provision.

Incentive payments will not be considered as part of the money value of the work completed for computing time extensions.

B Incentive Payment

The contractor shall be entitled to an incentive payment for completion of all of the work necessary to fully and safely open IH 39 SB and the IH 39 SB on ramp on this contract by May 23, 2024. Work is to include IH 39 SB bridge approaches, pavement, shouldering, guardrail, storm sewer, barrier wall, pavement marking, signing and all incidental items shown in the plans for Stage 4: IH 39.

The incentive payment will be paid at the rate of \$25,000 per calendar day, of completion before May 23, 2024. The maximum amount of incentive payment cannot exceed \$350,000.

C Disincentive Pay Reduction

Should the contractor fail to complete all the work necessary to fully and safely open IH 39 SB and the IH 39 SB on ramp under this contract by May 23, 2024, the contractor shall be liable to the department for a pay reduction in the amount of \$25,000 per calendar day for each calendar day after 12:01 AM on May 24, 2024 that work remains incomplete. An entire calendar day will be assessed for any period of time within a calendar day that the work remains incomplete beyond 12:01 AM.

If contract time expires before completing all work specified in the contract, additional liquidated damages will be assessed as specified in standard spec 108.11 or as specified within this contract.

D Measurement and Payment

Incentive/Disincentive for interim Completion of Work will be measured by the calendar day and will be paid/assessed at the contract unit price per calendar day.

The unit price per day for an incentive pay adjustment will be compensation in full for completing the work as specified in section B of this provision.

The unit price per day for a disincentive pay reduction will be assessed for failing to complete all the work as specified in section C of this provision.

stp-108-056 (20161130)

10. Other Contracts

Project 6020-00-70; USH 51, STH 22, and STH 60 Intersection

The Stage 1A STH 60 detours through project 6020-00-70, USH 51 and STH 22/60 intersection. Project staff and the contractor must coordinate with 6020-00-70 staff to avoid conflict and confusion between the project detour routes.

Project 5280-03-70; STH 113, Sunset Lane to CTH V

The Stage 1A STH 60 detours through project 5280-03-70, STH 113. Project staff and the contractor must coordinate with 5280-03-70 staff to avoid conflict and confusion between the project detour routes.

Project 1011-01-60; IH 39, 0.55 MI S CTH V to North County Line

The IH 39 lane closures need to be coordinated to follow the lane closure restrictions in the Traffic article. The contractor must coordinate with the 1011-01-60 contractor to avoid lane closure conflicts.

Project 1011-01-75; IH 39, CTH V to 0.4 MI N of CTH I, NB Rdwy

The IH 39 lane closures need to be coordinated to follow the lane closure restrictions in the Traffic article. The contractor must coordinate with the 1011-01-75 contractor to avoid lane closure conflicts.

11. Intelligent Transportation Systems (ITS) – Control of Materials.**Standard spec 106.2 – Supply Source and Quality**

Add the following to standard spec 106.2:

The department will furnish a portion of equipment to be installed by the contractor. This department-furnished equipment includes the following:

Department-Furnished Items
CCTV Camera
CCTV Camera Pole
6-Count Fiber Optic Cable
Fiber Optic Splice Enclosure
Fiber Optic Termination Panel
Ethernet Switch
Pole-Mounted Cabinet
Microwave Vehicle Detectors

Pick-up small department-furnished equipment, such as communications devices, cameras, and controllers, from the department's Statewide Traffic Operations Center (STOC), 433 W. St. Paul Ave., Milwaukee, WI 53203 at a mutually agreed upon time during normal state office hours. Contact the department's STOC at (414) 227-2166 to coordinate pick-up of equipment.

Large department-furnished equipment, such as camera poles will be delivered by the supplier to a contractor-controlled site within Juneau County. Delivery will not necessarily be in a "just in time" manner. Store the equipment until field installation. Provide location details and a contact for delivery coordination upon receiving the contract's Notice to Proceed.

Transportation of the equipment between the electric shop and the field or interim locations are the responsibility of the contractor.

Standard spec 106.3 – Approval of Materials

Add the following to standard spec 106.3:

Design/Shop Drawings

Before the purchase and/or fabrication of any of the components listed herein, and for any non-catalog item shown on the Material and Equipment List specified above, and no more than 30 days after notice to proceed, submit five copies of design drawings and shop drawings, as required, to the department for review. The items and the drawings that represent them shall meet the requirements of the standard specifications.

Design drawing submissions shall consist of signed and certified designs, design drawings, calculations, and material specifications for required items.

Shop drawings will be required for, but not limited to the following:

1. Mounting assemblies for the vehicle speed and classification sensors, including their attachment to the structure.

2. Mounting LED warning signs to the sign structure.
3. Mounting detail for dynamic message signs.
4. Any contractor-designed structure or foundation.

The department will complete its review of the material within 30 days from the date of receipt of the submission, unless otherwise specified. The department will advise the contractor, in writing, as to the acceptability of the material submitted. The department may determine that if no exceptions were taken for the item, it is approved, and no further action is required by the contractor; or the item may be partially or totally rejected, in which case modify and/or amend the submittal as required by the department and resubmit the item within 14 days. At this time, the review and approval cycle described above will begin again.

12. Intelligent Transportation Systems - General Requirements.

A Description

A.1 General

This special provision describes providing elements for an Intelligent Transportation System (ITS) in or along the existing roadway as the plans show.

Unusual aspects of this project include:

1. The project includes working on cables and equipment that are carrying data between roadside equipment and the department's Statewide Traffic Operations Center (STOC). Interruption of this service is not expected to perform this work. If an interruption is determined necessary, it must be done on a weekend, and must be done in a way that minimizes communication outages for the existing equipment. Notify the department's STOC at least 48 hours in advance of the planned interruption.
2. The department will furnish some of the equipment to be installed. Make a reasonable effort to discover defects in that equipment before installing it.

A.2 Surge Protection

Equip every ungrounded conductor wire entering or leaving any equipment cabinet with a surge protector. For purposes of this section, multiple cabinets on a single pole or foundation are considered a single cabinet.

B Materials

B.1 General

Only furnish equipment and component parts for this work that are new and have high quality workmanship. All controls, indicators, and connectors shall be clearly and permanently labeled in a manner approved by the engineer. All equipment of each type shall be identical.

All electrical equipment shall conform to the standards and requirements of the Wisconsin Electrical Code, the National Electrical Manufacturers Association (NEMA), National Electric Safety Council (NESC), Underwriter's Laboratory Inc. (UL) or the Electronic Industries Association (EIA), when applicable. All materials and workmanship shall conform to the requirements of the National Electrical Code (NEC), Rural Electrification Administration (REA), Standards of the American Society for Testing and Materials (ASTM), American Association of State Highway and Transportation Officials (AASHTO), requirements of the plans these special provisions, the standard specifications, and to any other codes, standards, or ordinances that may apply. All system wiring, conduit, grounding hardware and circuit breakers shall be in conformance with the National Electrical Code. Whenever reference is made to any of the standards mentioned, the reference shall be considered to mean the code, ordinance, or standard that is in effect at the time of the bid advertisement.

B.2 Outdoor Equipment

All conductive connectors, pins (except pins connected by soldering), and socket contacts shall be gold plated. Acrylic conformal coating shall protect each circuit board side that has conductive traces. Except for integrated circuits containing custom firmware, all components shall be soldered to the printed circuit board.

To prevent galvanic corrosion, all connections between dissimilar metals shall incorporate a means of keeping moisture out of the connection. Where the connection need not conduct electricity, interpose a non-absorbing, inert material or washer between the dissimilar metals. Use nonconductive liners and washers to insulate fasteners from dissimilar metals. Where the connection must conduct electricity, use

a conductive sealant between the dissimilar metals. Alternatively, use an insulating gasket and a bond wire connecting the two metal parts.

B.3 Custom Equipment

Equipment that is not part of the manufacturer's standard product line, or that is made or modified specifically for this project, shall conform to the following requirements:

Where practical, electronics shall be modular plug-in assemblies to facilitate maintenance. Such assemblies shall be keyed to prevent incorrect insertion of modules into sockets.

All components shall be available from multiple manufacturers as part of the manufacturers' standard product lines. All must be clearly labeled with the value, part number, tolerance, or other information sufficient to enable a technician to order an exact replacement part.

Lamps used for indicator purposes shall be light-emitting diodes.

The printed circuit boards shall be composed of "two-ounce" copper on 1/16 inch thick fiberglass epoxy or equivalent type construction. Holes that carry electrical connections from one side of the boards to the other shall be completely plated through. Multilayer printed circuit boards shall not be used. The name or reference number used for the board in the drawings and maintenance manuals supplied to the department shall be permanently affixed to each board.

All components shall be mounted so that the identifying markings are visible without moving or removing any part, if practical.

B.4 Environmental Conditions

Equipment shall continue to operate as specified under the following ranges of environmental conditions, except as noted in the specifications for individual pieces of equipment.

1. **Vibration and Shock:** Vehicle speed and classification sensors and any other equipment mounted atop poles or on structures shall not be impaired by the continuous vibration caused by winds (up to 90 mph with a 30 percent gust factor) and traffic.
2. **Duty Cycle:** Continuous
3. **Electromagnetic Radiation:** The equipment shall not be impaired by ambient electrical or magnetic fields, such as those caused by power lines, transformers, and motors. The equipment shall not radiate signals that adversely affect other equipment.
4. **Electrical Power:**
 - 4.1. **Operating power:** The equipment shall operate on 120-volts, 60-Hz, single-phase unless otherwise specified. It shall conform to its specified performance requirements when the input voltage varies from 89 to 135 volts and the frequency varies +3 Hz.
 - 4.2. **High frequency interference:** The equipment operation shall be unaffected by power supply voltage spikes of up to 150 volts in amplitude and 10 microseconds duration.
 - 4.3. **Line voltage transients:** The equipment operation shall be unaffected by voltage transients of plus or minus 20 percent of nominal line voltage for a maximum duration of 50 milliseconds. Equipment in the field shall meet the power service transient requirements of NEMA Standard TS-2 when connected to the surge protectors in the cabinets.
5. **Temperature and Humidity:**
 - 5.1. **Field equipment:** Equipment in the field shall meet the temperature and humidity requirements of NEMA Standard TS-2. Liquid crystal displays shall be undamaged by temperatures as high as 165 degrees F, and shall produce a usable display at temperatures up to 120 degrees F.
 - 5.2. **Equipment in Controlled Environments:** shall operate normally at any combination of temperatures between 50 degrees F and 100 degrees F, and humidity's between 5 percent and 90 percent, non-condensing, and with a temperature gradient of 9 degrees F per hour.

B.5 Patch Cables and Wiring

All cables and wiring between devices installed in a single cabinet, or in separate cabinets sharing a single concrete base, will be considered incidental to the installation of the devices and no separate payment will be made for them. It is anticipated that this will include fiber optic patch cables between termination panels and Ethernet switches, 10 / 100 MBPS Ethernet cables, RS-232 cables between individual devices and terminal servers, and power cables between individual devices and power sources within the cabinets.

B.6 Surge Protection

Low-voltage signal pairs, including twisted pair communication cable entering each cabinet shall be protected by two-stage, plug-in surge protectors and shall be installed on both ends of camera control cables. The protectors shall meet or exceed the following minimum requirements:

1. The protectors shall suppress a peak surge current of up to 10k amps.
2. The protectors shall have a response time less than one nanosecond.
3. The protector shall clamp the voltage between the two wires at a voltage that is no more than twice the peak signal voltage and clamp the voltage between each wire and ground at 50 volts.
4. The first stage of protection shall be a three-element gas discharge tube, and the second stage shall consist of silicon clamping devices.
5. The protector shall also contain a resettable fuse (PTC) to protect against excessive current.
6. There shall be no more than two pairs per protector.
7. It shall be possible to replace the protector without using tools.

Cables carrying power to curve signs shall be protected at the cabinet by grounded metal oxide varistors of appropriate voltages. The varistors must be at least 0.8 inch in diameter.

C Construction

C.1 Thread Protection

Provide rust, corrosion, and anti-seize protection at all thread assemblies of metallic parts by coating (non-spray) the mating surfaces with an approved compound. Failure to use an approved compound will result in no payment for the items to which coating was to have been applied.

C.2 Cable Installation

When installing new cables into conduits containing existing cables, remove the existing cables and reinstall the existing cables simultaneously with the new cables. Take every precaution necessary to protect the existing cables. In the event of avoidable damage to the existing cables, replace all damaged cables, in-kind, at no additional expense to the department. When cables are pulled into conduit, use a cable pulling lubricant approved by the cable manufacturer. Submit documentation supporting manufacturer approval of the lubricant to the engineer.

C.3 Wiring

Every conductor, except a conductor contained entirely within a single piece of equipment, must terminate either in a connector or on a terminal block. Provide and install the connectors and terminal blocks where needed, without separate payment. Use approved splice kits instead of connectors and terminal blocks for underground power cable splices.

Permanently label and key connectors to preclude improper connection. Obtain prior engineer approval for labeling methods before use.

Terminal blocks must be affixed to panels that permanently identify the block and what wire connects to each terminal. This may be accomplished by silk screening or by installing a laminated printed card under the terminal block, with the labels on portions of the card that extend beyond the block. Installation of terminal blocks by drilling holes in the exterior wall of the cabinet is not acceptable.

Use barriers to protect personnel from accidental contact with all dangerous voltages.

Do not install conductors carrying AC power in the same wiring harness as conductors carrying control or communication signals.

Arrange wiring, including fiber optic pigtails, so that any removable assembly can be removed without disturbing wiring that is not associated with the assembly being removed.

Communication and control cables may not be spliced underground, except where indicated on the plans.

Cables in the Statewide Traffic Operations Center or in communication hubs, which are not contained within a single cabinet, shall have at least 10 feet of slack.

C.4 System Operations

If the contractor's operations unexpectedly interrupt Intelligent Transportation Systems (ITS) service, notify the engineer immediately and restore service within 24 hours. Repair all damaged facilities to the condition existing before the interruption. If service is not restored within 24 hours, the department may restore service to any operating device and deduct restoration costs from payments due the contractor.

C.5 Surge Protection

Arrange the equipment and cabinet wiring to minimize the distance between each conductor's point of entry and its protector. Locate the protector as far as possible from electronic equipment. Ensure that all wiring between the surge protectors and the point of entry is free from sharp bends.

D Measurement

The department will not measure the work performed under this special provision.

E Payment

The department will pay for the work performed under this special provision under the contract ITS bid items.

stp-670-010 (20100709)

13. Removing Business Sign, Item 204.9060.S.01.

A Description

This special provision describes removing business sign conforming to standard spec 204. Under the Removing Business Sign item, remove the existing sign from the support, remove the sign support, concrete footing, and the electrical supply. These materials become the contractor's property, unless otherwise specified. Dispose of these materials off the right-of-way.

B (Vacant)

C (Vacant)

D Measurement

The department will measure Removing Business Sign as each individual sign location, acceptably completed.

E Payment

Add the following to standard spec 204.5:

ITEM NUMBER	DESCRIPTION	UNIT
204.9060.S.01	Removing Business Sign	EACH

14. Removing Business Water System, Item 204.9060.S.01.

A Description

This special provision describes removing business water system conforming to standard spec 204. Under the Removing Business Water System item, remove piping, supports, valves, and any other item associated with the existing water system. It is the property owner's responsibility to have the water system shut off at the property line. These materials become the contractor's property, unless otherwise specified. Dispose of these materials off the right-of-way.

B (Vacant)

C (Vacant)

D Measurement

The department will measure Removing Business Water System as a single unit, acceptably completed.

E Payment

Add the following to standard spec 204.5:

ITEM NUMBER	DESCRIPTION	UNIT
204.9060.S.01	Removing Business Water System	EACH

15. Removing Business Electrical System, Item 204.9060.S.02.

A Description

This special provision describes removing business electric system conforming to standard spec 204. Under the Removing Business Electrical System item, remove conduit, wires, and any other item associated with the existing electrical system. It is the property owner's responsibility to have the electrical system shut off at the property line. These materials become the contractor's property, unless otherwise specified. Dispose of these materials off the right-of-way.

B (Vacant)

C (Vacant)

D Measurement

The department will measure Removing Business Electric System as a single unit, acceptably completed.

E Payment

Add the following to standard spec 204.5:

ITEM NUMBER	DESCRIPTION	UNIT
204.9060.S.02	Removing Business Electrical System	EACH

16. Backfill Coarse Aggregate Size No. 01, Item 209.0300.S.01

A Description

This special provision describes furnishing and placing coarse aggregate backfill size no. 01 as the plans show.

B Materials

Provide clean coarse aggregate conforming to the requirements as specified under standard spec 209.2, except gradation shall conform to standard spec 501.2.7.4.

C Construction

Construct the coarse aggregates according to standard spec 209.3.

D Measurement

The department will measure Backfill Coarse Aggregate Size No. (size number) in volume by the cubic yard in the vehicle.

E Payment

The department will pay for measured quantities at the contract unit price under the following bid item:

ITEM NUMBER	DESCRIPTION	UNIT
209.0300.S	Backfill Coarse Aggregate Size No. 01	CY

Payment is full compensation for furnishing and installing the aggregate.

stp-209-030 (20210708)

17. Base Aggregate Dense 3/4-Inch, Item 305.0110.

Add the following to standard spec 301.2.4.3:

Furnish only aggregate classified as crushed stone for Dense 3/4-Inch when used in the top 3 inches of the unpaved portion of the shoulder or for unpaved driveways and field entrances.

swr-305-001 (20170711)

18. Base Aggregate Dense 1 1/4-Inch, Item 305.0120.

Add the following to standard spec 305.2.2.1:

When 1 1/4-Inch base aggregate is \geq 50 percent crushed gravel, conform to the following gradation requirements:

SIEVE	PERCENT PASSING BY WEIGHT
1 1/4 inch	95 - 100
1 inch	---
3/4 inch	70 - 90
3/8 inch	45 - 75
No. 4	30 - 60
No. 10	20 - 40
No. 40	7 - 25
No. 200	3 - 10 ^[1]

^[1] Limited to a maximum of 8.0 percent for base placed between old and new pavement.

swr-305-002 (20170711)

19. Rout and Seal, Item 415.6000.S.

A Description

This special provision describes routing, cleaning, drying, and sealing the longitudinal edge of pavement joints in new asphaltic pavement shoulders immediately adjacent to the edge of the concrete mainline pavement.

B Materials

Furnish material that conforms to the requirements of the Specifications for Joint Sealants, Hot-Poured, for Concrete and Asphalt Pavements, ASTM Designation: D 6690, Type II, modified to require that the bond strength test be run at -20 degrees F. (The unmodified ASTM D 6690, Type II allows this test to be run at either 0 degrees F or -20 degrees F.)

Deliver each lot or batch of sealing compound to the jobsite in the manufacturer's original sealed container. Mark each container with the manufacturer's name, batch or lot number, and the safe heating temperature. Present the manufacturer's certification stating that the compound meets the requirements of this specification. Before applying the sealant, furnish to the engineer a certificate of compliance and a copy of the manufacturer's recommendations on heating and applying the sealant.

C Construction

C.1 Equipment

Heat the sealing compound to the pouring temperature recommended by the manufacturer in an approved kettle or tank, constructed as a double boiler, with the space between the inner and outer shells filled with oil or other satisfactory heat transfer medium. If, and when, using the heating kettle on concrete or asphaltic pavement, properly insulate the heating kettle to ensure heat is not radiated to the pavement surface.

Make rout cuts in a single pass. Two-pass cutting will not be allowed. Use a self-propelled mechanical router capable of routing the bituminous pavement to provide a 1.0:1.0 depth to width ratio of all routed cracks. The router blade or blades shall be of such size and configuration to cut the desired joint reservoir in one pass. No spacers between blades shall be allowed unless the contractor can demonstrate to the engineer that the desired reservoir and rout cut can be obtained with them. Either wet or dry routing will be permitted provided the above conditions are met. Use a pressure distributor for applying sealing material through a hand-operated wand or nozzle according to sealant manufacturer's instructions.

C.2 Methods

Conduct the operation so that the routing, cleaning, and sealing are continuous operations. Traffic shall not be allowed to knead together or damage the routed joints. Rerout, if necessary, routed joints not sealed before traffic is allowed on the pavement when routing and sealing operations resume. Do not perform rout cutting, cleaning, and sealing, within 48 hours of the placement of the shoulder's surface course.

Rout the longitudinal joint to a minimum width of 3/4 inches and a minimum depth of 3/4 inches. Use a power vacuum or equivalent to immediately remove any routing slurry, dirt, or deleterious matter adhering to the joint walls or remaining in the joint cavity, or both. Before sealing, dry the cleaned joints either by air-drying or by using a high capacity torch. Immediately before sealing, blow out the dried crack with a blast of compressed air, 80-psi minimum. Continue cleaning until the joint is dry, and until all dirt, dust, or deleterious matter is removed from the joint and adjacent pavement to the satisfaction of the engineer. If the air compressor produces dirt or other residue in the joint cavity, the contractor shall be required to clean the joint again.

If cleaning operations could cause damage to, or interfere with, traffic in adjacent lanes, or both, provide protective screening that is subject to the approval of the engineer to the cleaning operation.

Following cleaning, dry the routed joints and warm them with a hot air lance. Take care not to burn the pavement surface. Under no circumstances shall more than two minutes elapse between the time the hot air lance is used, and the sealant is placed.

Provide positive temperature control and mechanical agitation. Do not heat the sealant to more than 20 degrees F below the safe heating temperature. The safe heating temperature can be obtained from the manufacturer's shipping container. Provide a direct connecting pressure type extruding device with nozzles shaped for insertion into the joint. Immediately remove sealant spilled on the surface of the pavement.

Seal the joints when the sealant material is at the pouring temperature recommended by the manufacturer. Fill the joint such that after cooling, the sealant is flush with the adjacent pavement surface. Do not overfill the joint; the engineer may allow a very slight overband. Sand shall not be spread on the sealed joints to allow for opening to traffic. Before opening to traffic, the sealant shall be tack free.

D Measurement

The department will measure Rout and Seal in length by the linear foot, completed according to the contract and accepted.

E Payment

The department will pay for measured quantities at the contract unit price under the following bid item:

ITEM NUMBER	DESCRIPTION	UNIT
415.6000.S	Rout and Seal	LF

Payment is full compensation for rout cutting; cleaning the joint; sealing the joint; and cleanup.

stp-415-100 (20210113)

20. Bar Steel Reinforcement HS Stainless Structures, Item 505.0800.S.

A Description

This special provision describes furnishing and placing stainless steel reinforcing bars and associated stainless steel bar couplers.

Conform to standard spec 505 as modified in this special provision.

B Materials

B.1 General

Furnish stainless steel reinforcing bars conforming to ASTM A955 and to one of the following Unified Numbering System (UNS) designations: S31653, S31803, S32205, or S32304. Supply grade 60 bars, all of the same UNS designation. Conform to the chemical composition specified for the given UNS designation in ASTM A276 table 1.

Supply bars that are free of dirt, mill scale, oil, and debris by pickling to a bright or uniform light finish. The department may reject bars displaying rust/oxidation, questionable blemishes, or lack of a bright or uniform pickled surface.

Furnish chairs or continuous supports made of stainless steel or recycled plastic to support high-strength stainless bar steel reinforcement subject to the plastic chair restriction stated in standard spec 505.3.4(1).

Furnish couplers made from one of the UNS alloys allowed for bar steel.

Furnish tie wire made from one of the UNS alloys allowed for bar steel or from an engineer-approved plastic or nonmetallic material. Ensure that stainless steel tie wire is dead soft annealed.

B.2 Fabrication

Before fabrication, supply test results from an independent testing agency certifying that the reinforcement meets the requirements of Annex A1 of ASTM A955.

Bend bars conforming to standard spec 505.3.2 and according to ASTM A955. Bend and cut bars using equipment thoroughly cleaned or otherwise modified to prevent contamination from carbon steel or other contaminants. Use tools dedicated solely to working with stainless steel.

B.3 Control of Material

Identify reinforcement bars delivered to the project site with tags bearing the identification symbols used in the plans. Include the UNS designation, heat treat condition, heat number, grade corresponding to minimum yield strength level, and sufficient documentation to track each bar bundle to a mill test report.

Provide samples for department testing and acceptance according to CMM 8-50 Exhibit 1 requirements for concrete masonry reinforcement for uncoated bar steel.

Provide mill test reports for the project that do the following:

1. Verify that sampling and testing procedures and test results conform to ASTM A955, ASTM A276 table 1, and these contract requirements.
2. Include a chemical analysis with the UNS designation, heat lot identification, and the source of the metal.
3. Include tensile strength, yield strength, and elongation tests results conforming to ASTM A955 for each size furnished.
4. Certify that the bars have been pickled to a bright or uniform light finish.

C Construction

C.1 General

Ship, handle, store, and place the stainless steel reinforcing as follows:

1. Separate from regular reinforcement during shipping. Pad points of contact with steel chains or banding, or secure with non-metallic straps.
2. Store on wooden cribbing separated from regular reinforcement. Cover with tarpaulins if stored outside.
3. Handle with non-metallic slings.
4. Do not flame cut or weld. Protect from contamination when cutting, grinding, or welding other steel products above or near the stainless steel during construction.
5. Place on plastic or stainless steel bar chairs. If placing stainless steel chairs on steel beams, use chairs with plastic-coated feet.
6. Tie with stainless steel wire or an engineer-approved plastic or nonmetallic material.

Do not tie stainless steel reinforcing bars to, or allow contact with, uncoated reinforcing bars or galvanized steel. Maintain at least 1 inch clearance between stainless steel bars or dowels and uncoated or galvanized steel. Where 1 inch clearance is not possible, sleeve bars with a continuous polyethylene or nylon tube at least 1/8 inch thick extending at least 1 inch in each direction and bind with nylon or polypropylene cable ties. Sleeves are not required between stainless steel bars and shear studs. Stainless steel bars can be in direct contact with undamaged epoxy-coated bars.

Cut flush with the top flange or remove uncoated fasteners, anchors, lifting loops, or other protrusions into a bridge deck before casting the deck on prestressed concrete beams.

C.2 Splices

Splice as the plans show. Provide stainless steel couplers conforming to the minimum capacity, certification, proof testing, and written approval requirements of standard spec 550.3.3.4. The contractor may substitute stainless steel couplers for lap slices the plans show if the engineer approves in writing.

If increasing or altering the number or type of bar splices the plans show, provide revised plan sheets to the engineer showing the reinforcement layout, type, length, and location of revised bar splices and revised bar lengths. Obtain engineer approval for the location of new lap splices or substitution of mechanical bar couplers before fabrication. Ensure that new lap splices are at least as long as those the plans show.

D Measurement

The department will measure Bar Steel Reinforcement HS Stainless Structures by the pound, acceptably completed, computed from the nominal weights of corresponding sizes for carbon steel deformed bars in AASHTO M31 regardless of stainless steel alloy provided. The department will not measure extra material used if the contractor alters the reinforcement layout as allowed under C.2, extra material for splices or couplers the plans do not show, or the weight of devices used to support or fasten the steel in position.

The department will measure the Bar Couplers Stainless bid items as each individual coupler, acceptably completed.

E Payment

The department will pay for measured quantities at the contract unit price under the following bid item:

ITEM NUMBER	DESCRIPTION	UNIT
505.0800.S	Bar Steel Reinforcement HS Stainless Structures	LB

Payment for Bar Steel Reinforcement HS Stainless Structures is full compensation for furnishing and placing stainless steel reinforcing bars, including supports. Where the plans specify bar couplers, the department will pay for the length of bars as detailed with no deduction or increase for installation of the coupler.

Payment for the Bar Couplers Stainless bid items is full compensation for providing couplers; including bar steel that is part of the coupler and not detailed in the plan; for threading reinforcing bars; for installing and coating the splice; and for supplying and testing 3 couplers.

21. Cover Plates Temporary, Item 611.8120.S.

A Description

This special provision describes providing and removing steel plates to cover and support asphaltic pavement and traffic loading at manholes, inlets and similar structures during milling and paving operations.

B Materials

Provide a 0.25 inch minimum thickness steel plate that extends to the outside edge of the existing masonry.

C (Vacant)

D Measurement

The department will measure Cover Plates Temporary as each individual unit, acceptably completed.

E Payment

The department will pay for measured quantities at the contract unit price under the following bid item:

ITEM NUMBER	DESCRIPTION	UNIT
611.8120.S	Cover Plates Temporary	EACH

Payment is full compensation for furnishing, installing, and removing the cover plates.

The steel plates shall become the property of the contractor when no longer needed in the contract work.

stp-611-006 (20151210)

22. Seeding.

Add the following to standard spec spec 630.2.1.5.1.1:

Due to a temporary shortage in some fescue species, Table 630-3 may be used for the mixtures provided in the table:

TABLE 630-3 (OPTIONAL SEED MIXTURES)

SPECIES COMMON NAME (Acceptable Varieties)	SPECIES BOTANICAL NAME	PURITY minimum %	GERMINATION minimum %	MIXTURE PROPORTIONS (in percent) Two options for each mix type							
				NO.10		NO.20		NO.30		NO.40	
				#1	#2	#1	#2	#1	#2	#1	#2
Kentucky Bluegrass (Low Maintenance)	Poa pratensis	98	85	40	42	6	6	10	13	35	35
Red Fescue (Creeping)	Festuca rubra	97	85	10	13	5	7	15	15	10	15
Hard Fescue (Improved)	Festuca ovina var. duriuscula	97	85			24	22	25	25	20	20
Tall Fescue (Improved Turf Type)	Festuca arundinacea	98	85			40	40				
Salt Grass (Fult's or Salty)	Puccinella distans	98	85					15	15		
Redtop	Agrostis alba	92	85	5	5						
Perennial Ryegrass	Lolium perenne	96	85	25	30	25	25	25	32	25	30
White Clover	Trifolium repens	95	90	10	10						
Chewings Fescue	Festuca rubra var. commutata	98	85	10				10		10	

23. Nighttime Work Lighting-Stationary.

A Description

This special provision describes furnishing portable lighting as necessary to complete nighttime work. Nighttime operations consist of work specifically scheduled to occur after sunset and before sunrise.

B (Vacant)

C Construction

C.1 General

This provision shall apply when providing, maintaining, moving, and removing portable light towers and equipment-mounted lighting fixtures for nighttime stationary work operations, for the duration of nighttime work on the contract.

At least 14 days before the nighttime work, furnish a lighting plan to the engineer for review and acceptance. Address the following in the plan:

1. Layout, including location of portable lighting – lateral placement, height, and spacing. Clearly show on the layout the location of all lights necessary for every aspect of work to be done at night.
2. Specifications, brochures, and technical data of all lighting equipment to be used.
3. The details on how the luminaires will be attached.
4. Electrical power source information.
5. Details on the louvers, shields, or methods to be employed to reduce glare.
6. Lighting calculations. Provide illumination with average to minimum uniformity ratio of 5:1 or less throughout the work area.
7. Detail information on any other auxiliary equipment.

C.2 Portable Lighting

Provide portable lighting that is sturdy and free standing and does not require any guy wires, braces, or any other attachments. Furnish portable lighting capable of being moved as necessary to keep up with the construction project. Position the portable lighting and trailers to minimize the risk of being impacted

by traffic on the roadway or by construction traffic or equipment. Provide lightning protection for the portable lighting. Portable lighting shall withstand up to 60 mph wind velocity.

If portable generators are used as a power source, furnish adequate power to operate all required lighting equipment without any interruption during the nighttime work. Provide wiring that is weatherproof and installed according to local, state, federal (NECA and OSHA) requirements. Equip all power sources with a ground-fault circuit interrupter to prevent electrical shock.

C.3 Light Level and Uniformity

Position (spacing and mounting height) the luminaires to provide illumination with an average to minimum uniformity ratio of 5:1 or less throughout the work area.

Illuminate the area as necessary to incorporate construction vehicles, equipment, and personnel activities.

C.4 Glare Control

Design, install, and operate all lighting supplied under these specifications to minimize or avoid glare that interferes with all traffic on the roadway or that causes annoyance or discomfort for properties adjoining the roadway. Locate, aim, and adjust the luminaires to provide the adequate level of illumination and the specified uniformity in the work area without the creation of objectionable glare.

Provide louvers, shields, or visors, as needed, to reduce any objectionable levels of glare. As a minimum, ensure the following requirements are met to avoid objectionable glare on the roadways open to traffic in either direction or for adjoining properties:

1. Aim tower-mounted luminaires, either parallel or perpendicular to the roadway, so as to minimize light aimed toward approaching traffic.
2. Aim all luminaires such that the center of beam axis is no greater than 60 degrees above vertical (straight down).

If lighting does not meet above-mentioned criteria, adjust the lighting within 24 hours.

C.5 Continuous Operation

Provide and have available sufficient fuel, spare lamps, generators, and qualified personnel to ensure that the lights will operate continuously during nighttime operation. In the event of any failure of the lighting system, discontinue the operation until the adequate level of illumination is restored. Move and remove lighting as necessary.

D (Vacant)

E Payment

Costs for furnishing a lighting plan, and for providing, maintaining, moving, and removing portable lighting, tower mounted lighting, and equipment-mounted lighting required under this special provision are incidental to the contract.

stp-643-010 (20100709)

24. Dynamic Late Merge System, Item 643.1100.S.

A Description

This special provision describes providing, repositioning, operating, maintaining, monitoring, calibrating, testing and removing a dynamic late merge system (DLMS) capable of measuring vehicular speeds at downstream sections of the roadway and activating the system.

B Materials

Provide DLMS components and software that is National Transportation Communications for ITS Protocol (NCTIP) compliant.

B.1 Portable Changeable Message Signs (PCMS)

Provide PCMS conforming to standard spec 643. Ensure each PCMS is integrated with a modem, and other equipment (e.g., automated system manager) mounted on it, and acts as a single device for communicating with similarly integrated devices and displaying real-time traffic conditions.

B.2 Portable Traffic Sensors (PTS)

Provide PTS that are nonintrusive and capable of capturing vehicle speed in mph. Integrate each sensor with a modem to communicate with the automated system manager (ASM).

B.3 Static Traffic Control Signs with Temporary Flashing Beacons (FBS)

Provide static traffic control signs with temporary flashing beacon signs conforming to standard spec 658.2(2) for Traffic Signal Faces. Ensure each FBS is integrated with a modem, and other equipment (e.g., automated system manager) mounted on it, and acts as a single device for communicating with similarly integrated devices and displaying real-time traffic conditions.

B.4 Automated System Manager (ASM)

Provide an ASM that assesses current traffic data captured by the PTS, determines the appropriate merging strategy based upon predetermined speed thresholds, and communicates appropriate messages to the motorists through the PCMS and FBS.

B.5 System Communications

Ensure DLMS communications meet the following requirements:

1. Perform required configuration of the DLMS communication system automatically during system initialization.
2. Communication between the server and any individual PCMS, FBS or PTS are independent through the full range of deployed locations, and do not rely upon communications with any other PCMS, FBS or PTS.
3. Incorporate an error detection/correction mechanism into the DLMS communication system to ensure the integrity of all traffic condition data and motorist information messages.

B.6 System Acceptance

Submit vendor verification to the engineer and Bureau of Traffic Operations (DOTBTOWorkzone@dot.wi.gov) 14 calendar days before the pre-construction meeting that the system will adequately perform the functions specified in this special provision. Adequate verification includes past successful performance of the system, literature and references from successful use of the system by other agencies, and/or demonstration of the system.

Provide contact information for a designated representative responsible for monitoring the performance of the system and for making modifications to the operational settings as the engineer directs.

Provide all testing and calibration equipment.

C Construction

C.1 General

Install and reposition DLMS per plan or as the engineer directs. Provide plan to the engineer and Bureau of Traffic Operations (DOTBTOWorkzone@dot.wi.gov) 14 calendar days before the pre-construction meeting.

PTS may be mounted on PCMS, FBS, arrow board or other trailer devices.

Install PTS at the following locations:

1. Place first PTS within the lane closure taper.
2. Place second PTS one half mile upstream of the lane closure taper.
3. Place third PTS 5,700 feet upstream of the lane closure taper.
4. Place fourth PTS 2 miles upstream of lane closure taper, if applicable.
5. Place any additional sensors even distances (in miles) upstream of the fourth PTS or as directed by the engineer.

Install the PCMS at the following locations, delineated by 5 drums:

1. Place first PCMS (PCMS #3) 200 feet upstream of the lane closure taper, offset to ensure downstream arrow board can be seen.
2. Place second PCMS (PCMS #2) approximately 3,100 feet upstream of the lane closure taper.
3. Place third PCMS (PCMS #1) 1 mile upstream of last FBS.

Install the FBS at the following locations, delineated by 5 drums:

1. Place first FBS (FBS #1) 5,700 feet upstream of the lane closure taper.
2. Place second FBS 2 miles upstream of the lane closure taper.
3. Place third FBS 3 miles upstream of the lane closure taper.
4. Place any additional FBS even distances (in miles) upstream of the third FBS or as directed by the engineer.

Number the devices in chronological order so they are visible from the shoulder with 6-inch white high reflective sheeting.

Provide technical personnel for all system calibration, operation, maintenance, and timely on-call support services.

Promptly correct the system within 24 hours of becoming aware of a deficiency in the operation or individual part of the system. A minimum of three days before deployment, place the DLMS and demonstrate to the department that the DLMS is operational.

Maintain the DLMS for the duration of the project or as identified in the plans. Ensure the system operates continuously (24 hours, 7 days a week) in the automated mode throughout the duration of the project.

Remove the system upon project completion.

C.2 Reports

Provide an electronic copy of a weekly summary report via email to the engineer. Ensure the report includes, at a minimum, the average speed per sensor, time in congestive state per sensor and number of triggers per day.

C.3 Meetings

Attend mandatory in-person pre-construction meetings with the department. Attend additional meetings as deemed necessary by the department. These meetings may be held in person or via teleconference, as scheduled by the department.

C.4 Programming

C.4.1 General

Program the DLMS to ensure that the following general operations are performed:

1. Provide a password protected login to the ASM, website and all other databases.
2. Automatic setting of the PCMS message sequences and FBS to reflect current traffic flow status updated every 60 seconds for a congestion message. Ensure to remove a congestion message when 180 seconds of average traffic speeds above the current level are observed, or utilize a customized frequency as determined by the engineer.
3. The DLMS operates as a unit where the PCMS activate at the same time for the same scenario.
 - PCMS #1, PCMS #2 and PCMS #3 shall all activate at the same time based on traffic speeds at the PTS one half mile upstream of the lane closure taper and at the PTS within the lane closure taper.
4. The ASM ensures that messages sent to the connected PCMS are synchronized so that all the messages on all the PCMS are for the same traffic conditions.
5. The FBS activate based on pre-determined speed thresholds from the next downstream sensor.
 - FBS #1 shall activate based on traffic speeds at the PTS within the lane closure taper or PTS one half mile upstream of the lane closure.
 - All other FBS in the DLMS shall activate based on traffic speeds at the next downstream PTS (e.g., FBS #2 should use PTS at/near FBS #1, FBS #3 should use PTS at/near FBS #2).
6. Provide real-time data from the ASM to a website with a full color mapping feature and refresh every 60 seconds. Make data on website available to the department at all times for the duration of the work zone activity. Ensure website includes at a minimum:
 - Vehicle speeds
 - PCMS messaging

- FBS triggers
- Device locations
- 7. Archive all traffic data and PCMS messages in a Microsoft Excel format with date and time stamps.
- 8. Configure the website to quantify system failures, which includes communication disruption between any devices in the system configuration, PCMS malfunctioning, FBS malfunctioning, PTS malfunction, loss of power, low battery, etc.
- 9. Provide default and advisory messages automatically based on traffic conditions.
- 10. Ensure the system autonomously restarts in case of any power failure.
- 11. Provide the department access to manually override PCMS messages for a user-specified duration, after which automatic operation will resume display of messages appropriate to the prevailing traffic conditions. Document all override messages.

C.4.2 System Operation Strategy

Arrange for the vendor/manufacturer to coordinate system operation, detection, trends/thresholds, and messaging parameters with the engineer.

The sequences that are a minimum requirement, but can be adjusted at the discretion of the engineer, are as follows:

Free Flow:

If the current PTS-measured speed with the lane closure taper or at one half mile from the lane closure taper is at or above 40 mph, display no lane use messages, and therefore, allow traffic to resume typical early merge operation. PCMS #1 and PCMS #2 shall display nothing except for lighting the four corners (flashing caution mode) to show that it is on. PCMS #3 shall display a flashing arrow (flashing arrow merge mode) following applicable arrow board standards.

Congestion:

If the current PTS-measured speed near the lane closure tape is at or below 39 mph, the following two-phase messages shall be displayed on the upstream PMCS as shown below:

- Point of merge (PCMS #3):

FRAME 1	FRAME 2
MERGE HERE	TAKE TURNS

- Intermediate PCMS (PCMS #2):

FRAME 1	FRAME 2
STAY IN LANE	DO NOT MERGE

- PCMS located beyond estimated maximum queue length for two-lane configuration (PCMS #1):

FRAME 1	FRAME 2
STOPPED TRAFFIC AHEAD	USE BOTH LANES

- PCMS located beyond estimated maximum queue length for three-lane configuration (PCMS #1):

FRAME 1	FRAME 2
STOPPED TRAFFIC AHEAD	USE ALL LANES

FBS #1 shall flash if the current PTS-measured speed within the lane closure taper or at one half mile upstream of the lane closure taper is at or below 39 mph. All other FBS shall flash if the current PTS-measured speed at/near the next downstream PTS is at or below 39 mph.

C.5 Calibration and Testing

At the beginning of the project perform a successful field test and calibration at the DLMS location to verify the system is detecting accurate vehicle speeds, and accurately relaying the information to the ASM, PCMS and FBS.

Send email of successful calibration and testing to the engineer.

D Measurement

The department will measure Dynamic Late Merge System by the day, acceptably completed, measured as each complete system per roadway.

E Payment

The department will pay for measured quantities at the contract unit price under the following bid item:

ITEM NUMBER	DESCRIPTION	UNIT
643.1100.S	Dynamic Late Merge System	DAY

Payment is full compensation for providing, repositioning, operating, maintaining, monitoring, calibrating, testing, and removing the complete system consisting of PCMS, FBS, PTS, ASM, and system communications.

Failure to correct a deficiency to the PCMS, FBS, PTS, or ASM within 24 hours after notification from the engineer or the department will result in a one-day deduction of the measured quantity for each day in which the deficiency is not corrected.

Failure to correct the website within 24 hours after notification from the engineer will result in a 10% reduction of the day quantity for each day the website is down.

The engineer will have sole discretion to assess the deductions for an improperly working DLMS.

stp-643-040 (20200629)

25. Traffic Control Interim Lane Closure, Item 643.4100.S.

A Description

This special provision describes closing a freeway/expressway traffic lane.

B (Vacant)

C Construction

Install and reposition traffic control devices as required to close a traffic lane. Remove and return the devices to their previous configuration when the closure is no longer required.

D Measurement

The department will measure Traffic Control Interim Lane Closure as each individual reposition/return cycle, acceptably completed. The department will not measure additional moves or configuration changes as might be required solely to accommodate the contractor's operations.

The department will measure the closures by traffic lane and roadway. The department will not measure multiple closures in the same traffic lane on a project.

E Payment

The department will pay for measured quantities at the contract unit price under the following bid item:

ITEM NUMBER	DESCRIPTION	UNIT
643.4100.S	Traffic Control Interim Lane Closure	EACH

Payment is full compensation for closing and re-opening the affected traffic lane.

stp-643-030 (20170615)

26. Install Conduit Into Existing Item, Item 652.0700.S.

A Description

This special provision describes installing proposed conduit into an existing manhole, pull box, junction box, communication vault, or other structure.

B Materials

Use conduits as shown on plans as provided and paid for under other items in this contract. Furnish backfill material, topsoil, fertilizer, seed, and mulch conforming to the standard spec.

C Construction

Expose the outside of the existing structure without disturbing existing conduits or cabling. Drill the appropriate sized hole for entering conduits at a location within the structure without disturbing the existing cabling and without hindering the installation of new cabling within the installed conduit. Fill void area between the drilled hole and conduit with an engineer-approved filling material to protect against conduit movement and entry of fill material into the structure. Tamp backfill into place.

D Measurement

The department will measure Install Conduit Into Existing System by the unit, acceptably installed. Up to five conduits entering a structure per entry point into the existing structure will be considered a single unit. Conduits in excess of five, or conduits entering at significantly different entry points into the existing pull box, manhole, or junction box will constitute multiple units of payment.

E Payment

The department will pay for measured quantities at the contract unit price under the following bid item:

ITEM NUMBER	DESCRIPTION	UNIT
652.0700.S	Install Conduit Into Existing Item	EACH

Payment is full compensation for excavating, drilling holes; furnishing and installing all materials, including bricks, coarse aggregate, sand, bedding, and backfill; for excavating and backfilling; and for furnishing and placing topsoil, fertilizer, seed, and mulch in disturbed areas; for properly disposing of surplus materials; and for making inspections.

stp-652-070 (20100709)

27. Ramp Closure Gates 24-FT, Item 662.1024.S; Ramp Closure Gates 32-FT, Item 662.1032.S.

A Description

This special provision describes providing freeway on-ramp closure gates on type 5 steel luminaire poles.

B Materials

B.1 General

Provide five user manuals and a listing of vendors and contact information for each manufactured component including flasher electrical components.

The engineer may allow alternates equal to specified manufactured components. The engineer may require plan detail modifications to accommodate alternates. The engineer may accept alternate arms or mounting adaptors only if the contractor can demonstrate that the department can easily remove and replace the arms.

B.2 Components

Furnish type 5 steel poles designed to carry twin 15-foot luminaire arms and conforming to standard spec 657 and with dimensions for acceptable installation of the ramp gate hardware as shown on the detail. Ensure a contiguous pole by eliminating the hand hole near base of pole, thus allowing uninhibited mounting of the gate pivot assembly.

Furnish galvanized steel nuts and bolts conforming to ASTM A307 except where designated as high strength (HS), conform to ASTM F3125. For the ramp closure gate locking mechanism, furnish a 3/4-inch handle nut.

Furnish grade A36 steel for the gate supports, gate pivot assembly, and associated hardware galvanized after fabrication by either a mechanical or hot-dip process. Grind welded connections, rough edges, and burrs smooth before galvanizing to ensure a finished appearance. Ensure that the galvanized coating conforms to ASTM A 153.

Provide aluminum/fiberglass gate arms of the nominal length the bid item indicates and conforming to plan dimensions. Cover gate arms on two sides with alternating red and white shop-applied type H reflective from the department's approved products list. Also provide a shear pin base that is the manufacturer's "permanent pivot" style. Obtain components from:

B&B Roadway
15191 Hwy 243
Russellville, AL 35654
Tel: (888) 560-2060
Gate arm: Model MU605

Furnish a worm gear winch with a single line vertical lift capacity of 2000 lbs. Ensure that the winch has hardened steel gears, a handgrip, permanently lubricated bearings, a reinforced arc-welded reel assembly, and mounting plate. Ensure that the winch can be mounted to the winch mount plate shown on the construction details and the handgrip can be operated without conflict with the pole or ramp gate assembly. Furnish a 2-inch outdoor rated, rot resistant polyester strap for the connection between the worm gear winch and the gate arm pivot assembly.

C Construction

Provide ramp closure gate at the locations the plans show. Apply marine grade anti seize compound to all bolt threads and to the interface between the aluminum base and steel pole. The engineer may direct adjustment of the gate arm assembly to ensure the correct vertical and angular orientation of the completed closure gate.

Install structure identification plaques in the location the plan details show.

D Measurement

The department will measure the Ramp Closure Gates (length) as each individual installation, acceptably completed.

E Payment

The department will pay for measured quantities at the contract unit price under the following bid item:

ITEM NUMBER	DESCRIPTION	UNIT
662.1024.S	Ramp Closure Gates 24-FT	EACH
662.1032.S	Ramp Closure Gates 32-FT	EACH

Payment for the Ramp Closure Gate bid items is full compensation for providing ramp closure gates including support poles; for gate arm assemblies including guides, collars, and gate arms; and for structure identification plaques.

stp-662-005 (20191121)

28. Install Pole Mounted Cabinet, Item 673.1225.S.

A Description

This special provision describes installing department furnished aluminum enclosures on poles for intelligent transportation systems equipment.

B Materials

Use stainless steel bolts, nuts, and washers unless otherwise specified.

All conductors, terminals, and parts that could be hazardous to maintenance personnel shall be protected with suitable insulating material.

The cabinet will be equipped with service panels. Two panels shall be provided and mounted on the cabinet sidewalls. The left side panel shall be designated as "Input/Communications," and the right side panel shall be designated as the "Service Panel."

The service panel will be equipped with a four-outlet handi-box. Wire the handi-box to the series portion of the filtering surge protector.

Use metallic conduit, fittings, and adapters required from the underground conduit transition point to the cabinet as part of this item. A typical installation requires on 2-inch conduit. Use metallic conduit conforming to standard spec 652.

C Construction

Fasten the field cabinet securely onto a pole. Provide bolted stainless steel connections with lock washers, locking nuts, or other engineer-approved means to prevent the connection nuts from backing off. Isolate dissimilar materials from one another using stainless steel fittings. Make all power connections to the cabinet as specified in standard spec 656.

Drill and tap the cabinet, as necessary, to mount the terminal blocks and other attachments to the service panel, to provide an entrance on the back of the cabinet for cable from the pole mounted intelligent transportation systems equipment, and to mount the service panel to the cabinet as shown in the details. Remove all sharp edges or burrs, or both, caused by the cutting or drilling process. Seal all openings to prevent water from entering the cabinet. Mount the surge protector to the service panel.

Install metallic conduit on the exterior of the pole (for entrance to the cabinet from the ground) as the plans show, and according to the applicable requirements of standard spec 652.

D Measurement

The department will measure Install Pole Mounted Cabinet as each individual assembly, acceptably completed.

E Payment

The department will pay for measured quantities at the contract unit price under the following bid item:

ITEM NUMBER	DESCRIPTION	UNIT
673.1225.S	Install Pole Mounted Cabinet	EACH

Payment is full compensation for installing the pole mounted cabinet; for making all connections and conduit/wire entrances; and for all testing.

stp-673-010 (20220107)

29. Removing 50-Foot Camera Pole, Item 677.9051.S.

A Description

This special provision describes removing existing camera poles.

B (Vacant)

C Construction

Disconnect all cables, wiring and equipment that are mounted on or in the poles, and remove the pole from the concrete footing. The department will pick up any antennae, cameras, or other equipment mounted on the pole; contact maintenance staff at (414) 227-2166 at the department's Statewide Traffic Management Center, when the material is ready to be picked up. Properly dispose of the pole, conduit, cabling, and wiring away from the project site.

D Measurement

The department will measure Removing 50-Foot Camera Pole by the unit, acceptably removed.

E Payment

The department will pay for measured quantities at the contract unit price under the following bid items:

ITEM NUMBER	DESCRIPTION	UNIT
677.9051.S	Removing 50-Foot Camera Pole	EACH

Payment is full compensation for removing and disposing of the existing camera pole; disconnecting any necessary wiring; removing the equipment mounted on the poles; disposing of cabling and wiring; and transportation.

stp-677-901 (20100630)

30. Removing CCTV Camera, Item 677.9200.S.

A Description

This special provision describes removing existing CCTV cameras from existing camera poles as the plans show.

B (Vacant)

C Construction

Disconnect all wiring at the control cabinet and at the top of the camera pole. Remove all fastening hardware and remove the existing camera and pan, tilt, and zoom mechanisms from the top of the pole. Salvage and store the cameras for pick up by the department; contact maintenance staff at (414) 227-2166 at the department's Statewide Traffic Operations Center to coordinate when the materials will be picked up.

The contractor may request a meeting with the engineer to assess the condition and operability of the camera before beginning work on removing the camera. Any damage or improper operation not noted at the meeting, or before the contractor starting work on the removal, will be assumed to be the fault of the contractor; repair or replace the camera. Store the camera until the department picks up the camera.

D Measurement

The department will measure Removing CCTV Camera by the unit, acceptably and completely removed.

E Payment

The department will pay for measured quantities at the contract unit price under the following bid item:

ITEM NUMBER	DESCRIPTION	UNIT
677.9200.S	Removing CCTV Camera	EACH

Payment is full compensation for removing an existing CCTV camera; for disconnecting all necessary cables and wiring; and properly storing the materials.

stp-677-902 (20100630)

31. Temporary Stone Ditch Checks, Item SPV.0035.01.

A Description

This special provision describes providing stone or rock ditch checks as shown on the plans or as directed by the engineer, or both, and as hereinafter provided.

B Materials

Provide materials conforming to size requirements for size no. 2 coarse aggregate for concrete masonry or riprap according to the standard spec 501.2.5.4.4. Railroad ballast or breaker run stone conforming to the following applicable gradations may also be used:

Railroad Ballast

Sieve Size	Percent Passing (by weight)
2 Inch	100
1 Inch	20 - 55
3/8 Inch	0 - 5

Breaker Run Stone

Sieve Size	Percent Passing (by weight)
5 Inch	100
1 1/2 Inch	0 - 50
3/8 Inch	0 - 5

Incorporate stone or rock in the ditch checks that is hard, sound, and durable, and meets the approval of the engineer.

Provide Geotextile Fabric SAS according to standard spec 645.

C Construction

Place stone or rock ditch checks immediately after shaping of the ditches or slopes are completed. Place stone or rock ditch checks at right angles to the direction of flow and construct to the dimensions and according to the details shown in the plans.

Remove sediment from behind the stone or rock ditch checks when it has accumulated to one half of the original height of the dam.

Remove temporary stone ditch checks and re-grade as needed to restore area as directed by engineer in the field. Seed, fertilizer, mulch, and erosion mat needed to finish site after removal of temporary stone ditch checks will be paid for separately.

D Measurement

The department will measure Temporary Stone Ditch Checks in volume by the cubic yard of material incorporated in the work, acceptably completed.

E Payment

The department will pay for measured quantities at the contract unit price under the following bid item:

ITEM NUMBER	DESCRIPTION	UNIT
SPV.0035.001	Temporary Stone Ditch Checks	CY

Payment is full compensation for furnishing, producing, crushing, loading, hauling, placing, shaping, maintaining, sediment removal, removing Temporary Stone Ditch Checks and restoring site to final condition upon removal. Geotextile Fabric SAS required shall be incidental to Temporary Stone Ditch Check item.

The sediment removed shall be incidental to the Temporary Stone Ditch Checks item.

swr-628-001 (20160601)

32. Verify Landmark Reference Monuments, Item SPV.0060.01.

A Description

This special provision describes verifying, restoring, and preserving reference (witness) monuments for existing U.S. public land survey corners.

B Materials

Provide reference monument materials that satisfy Wisconsin Administrative Code Chapter A-E 7.07. The department will furnish aluminum monument caps if requested.

C Construction

Complete work under the direction of a Registered Land Surveyor in the state of Wisconsin, according to the pertinent requirements of standard spec 621.3 and as follows.

Obtain existing tie sheets from the county surveyor. Locate and verify existing U.S. public land survey corner monuments and reference ties to at least four reference monuments. Restore or reestablish missing or damaged reference monuments.

If required, install temporary reference monuments for construction. Provide a temporary tie sheet to the department and the county surveyor for use by the public during the construction phase of the project and before final monumentation is complete.

Prepare and file final U.S. public land survey monument records according to the Wisconsin Administrative Code Chapter A-E 7.08. Provide a copy to the WisDOT SW Region Madison Survey Coordinator.

D Measurement

The department will measure Verify Landmark Reference Monuments by each U.S. public land survey corner acceptably verified, tied, and preserved.

E Payment

The department will pay for measured quantities at the contract unit price under the following bid item:

ITEM NUMBER	DESCRIPTION	UNIT
SPV.0060.01	Verify Landmark Reference Monuments	EACH

Payment is full compensation for obtaining existing tie sheets; for locating and preserving corner monuments; for locating, verifying, restoring, and preserving reference monuments; for providing reference monument materials; for temporary reference monuments; and for preparing and filing final monument records.

Restoring or reestablishing missing or damaged survey corners will be considered extra work. Replacing survey corners damaged due to construction operations is incidental to the contract.

swr-621-004 (20180409)

33. Removing Controller Cabinet, Item SPV.0060.02.

A Description

This special provision describes removing an existing controller cabinet.

B (Vacant)

C Construction

Remove controller cabinets at the locations shown on the plans, or as directed by the engineer. Salvage and store the cabinets and all contents for pick up by the department.

Do not remove the existing ITS control cabinets, or any other associated equipment until necessary, or as directed by the engineer. Carefully remove the existing cabinets from the concrete bases, together with all components in such a manner as to safeguard all parts and wiring from damage or loss. Salvage and store the cabinet and contents for pick up by the department.

Prior to removing the existing ITS control cabinets, remove all cables being terminated in the cabinet. Cut existing cables flush with cabinet base and cap existing conduits. Dispose of the cables properly away from the project area.

D Measurement

The department will measure Removing Controller Cabinet by the unit, acceptably removed, salvaged, and stored.

E Payment

The department will pay for measured quantities at the contract unit price under the following bid item:

ITEM NUMBER	DESCRIPTION	UNIT
SPV.0060.01	Removing Controller Cabinet	EACH

Payment is full compensation for removal and storage of the controller cabinet; disconnecting all associated wires and cables; and for capping existing conduits.

34. Removing Controller Cabinet Base, Item SPV.0060.03.

A Description

This special provision describes removing an existing controller cabinet concrete base.

B Materials

Existing controller cabinet base, including concrete masonry, ground rods, masonry anchors, and restoration materials such as topsoil, seeding, mulch, and fertilizer according to the pertinent provisions of standard spec 201, 625, 627, 629, 630, 636, and 640.

C Construction

Remove and dispose of the concrete foundation and all other pertinent materials and restore the disturbed area by placing 4-inches of topsoil, and fertilize, seed, and mulch all disturbed areas according to the pertinent requirements of the standard specifications.

D Measurement

The department will measure Removing Controller Cabinet Base by each unit, acceptably completed.

E Payment

The department will pay for measured quantities at the contract unit price under the following item:

ITEM NUMBER	DESCRIPTION	UNIT
SPV.0060.02	Removing Controller Cabinet Base	EACH

Payment is full compensation for removing and disposing of a concrete controller cabinet base, including masonry anchors, ground rods, and concrete masonry; and for topsoil, fertilizer, seed and mulch.

35. Remove Pole, Item SPV.0060.04.

A Description

This special provision describes removing an existing Type 2, 3, 4, 5, 6, or 7 pole.

B Materials

Existing poles, including antennae, conduit and cabling, and any other equipment mounted to the poles.

C Construction

Disconnect all cables and wiring that are mounted on or in the poles, and carefully remove the pole from the concrete footing. Salvage and store all hardware for pick up by the department. Dispose of the pole and any conduit and cabling appropriately away from the project area.

D Measurement

The department will measure Remove Pole by each pole removed, acceptably completed.

E Payment

The department will pay for measured quantities at the contract unit price under the following item:

ITEM NUMBER	DESCRIPTION	UNIT
SPV.0060.03	Remove Pole	EACH

Payment is full compensation for disconnecting any necessary wiring; removing the poles and equipment mounted on the poles; and for storing the poles and any equipment attached to them.

36. Remove Microwave Detector, Item SPV.0060.05.

A Description

This special provision describes removing an existing side-fire microwave vehicle detector from a pole or sign bridge.

B Materials

Existing side-fire microwave detector and cabling pig-tail.

C Construction

Coordinate removal of microwave detectors with the department's Statewide Traffic Operations Center (STOC) by proposing the removal schedule a minimum of 2-weeks prior to the scheduled removal. Call the STOC at (414)-227-2166 to schedule the removal.

Disconnect all cables and wiring that are mounted on or in the structure, and carefully remove the microwave detector. Salvage and store the microwave detector and pig-tail for pick up by the department.

D Measurement

The department will measure Remove Microwave Detector as a unit, removed from the concrete base, salvaged and stored, including attached hardware, according to the contract.

E Payment

The department will pay for measured quantities at the contract unit price under the following item:

ITEM NUMBER	DESCRIPTION	UNIT
SPV.0060.04	Remove Microwave Detector	EACH

Payment is full compensation for disconnecting any necessary wiring; removing the poles and equipment mounted on the poles; and for storing the poles and any equipment attached to them.

37. Removing On-Ramp Closure Gate, Item SPV.0060.06.

A Description

This special provision describes removing an existing on-ramp closure gate and disposing of the materials properly off the project site.

B Materials

Existing pole, transformer base, concrete base, gate arm, winch assembly, LED flashers, wiring, and other components of the existing on-ramp closure gate assembly.

C Construction

Prior to beginning work on removing the on-ramp closure gate, turn off the power to the gate at the adjacent cabinet that supplies the power, and disconnect the power conductors.

Once the power has been turned off and the conductors disconnected, it is the contractor's decision regarding whether to remove the gate arm, winch, and other hardware from the pole prior to removal, or to remove as one assembly.

Once the above ground portions of the on-ramp closure gate assembly are removed, remove the below ground concrete base and dispose of all materials appropriately off the project site.

D Measurement

The department will measure Removing On-Ramp Closure Gate as a unit removed, acceptably completed.

E Payment

The department will pay for measured quantities at the contract unit price under the following item:

ITEM NUMBER	DESCRIPTION	UNIT
SPV.0060.05	Removing On-Ramp Closure Gate	EACH

Payment is full compensation for disconnecting any necessary wiring; removing the poles, removing the concrete base, and restoration.

38. Removing Communication Vault, Item SPV.0060.07.

A Description

This special provision describes removing an existing communication vault.

B Materials

Materials include existing communication vault and restoration materials such as backfill, topsoil, seeding, mulch, and fertilizer according to the pertinent provisions of standard spec 201, 625, 627, 629, 630, 636, and 640.

C Construction

Disconnect and cap conduit entering the communication vault. Remove and dispose of the communication vault. Backfill with material similar to the material surrounding the removal and restore the disturbed area by placing 4-inches of topsoil, and fertilize, seed, and mulch all disturbed areas according to the pertinent requirements of the standard specifications.

It is acceptable to re-use the vault lid in instances where new communications vaults are being installed in the project and the existing lid is undamaged. It is the contractor's responsibility to determine if the existing vault lids fit on the proposed vaults.

D Measurement

The department will measure Removing Communication Vault by each unit removed, acceptably completed.

E Payment

The department will pay for measured quantities at the contract unit price under the following item:

ITEM NUMBER	DESCRIPTION	UNIT
SPV.0060.06	Removing Communication Vault	EACH

Payment is full compensation for removing and disposing of a communication vault; and for backfill, topsoil, fertilizer, seed and mulch.

39. Install Spread Spectrum Radio, Item SPV.0060.08.

A Description

This special provision describes installing a state-furnished or salvaged 900 MHz serial communications spread spectrum radio, Yagi antenna, and lightning protector. The State will also furnish set-up software for the radio and a lightning protector for the antenna connection.

B Materials

Spread-spectrum radio, antenna, antenna cable, and surge protectors as furnished by the department or previously provided salvaged items.

C Construction

Bond the surge protector to the cabinet grounding system.

Use the manufacturer's set-up software to configure the radio for its intended use.

Following installation of the radio, antenna, and cable, aim the antenna at the matching antenna, as shown on the plans. Use the signal strength indicator on the radio to find the optimum position of the

antenna. Also perform a frequency analysis to determine the optimal hop pattern of the radios and test the continuity of every link by polling the radios using the software provided by the manufacturer. The position of the antenna and the hop pattern shall be adjusted until the polls show at least 200 consecutive polling intervals have been successfully transmitted and received. Demonstrate to the engineer that the hop pattern selected corresponds to the optimal noise free frequencies identified in the frequency analysis. Deliver 3 copies of the final test results for signal strength, frequency analysis, and test polling.

Following the installation of the spread spectrum radio assembly, antennas, and cables, perform the following tests:

- V.S.W.R test from the connection at the radio, with a fully configured antenna system (antenna, cable, and all connections). The V.S.W.R. shall not exceed 1.5:1 at 900 MHz.
- Bit error rate test. Test at 5600 bps from the radio to the matching radio shown on the block diagram in the plans. Test for 4 hours at a 2048 bit pattern. The contractor shall provide a hard copy output of results of each test to the engineer. The maximum error rate shall be 1 erroneous bit every 1 million bits.

D Measurement

The department will measure Install Spread Spectrum Radio by each unit, acceptably completed.

E Payment

The department will pay for measured quantities at the contract unit price under the following item:

ITEM NUMBER	DESCRIPTION	UNIT
SPV.0060.07	Install Spread Spectrum Radio	EACH

Payment is full compensation for installing, setting up, configuring, and testing the spread spectrum radio, surge protector, cables, and connections; and for testing.

40. Ground Rod, Item SPV.0060.09.

A Description

This special provision describes installing a ground rod and ground wire.

B Materials

Ground rod shall be copper clad steel with cladding 13 mils thick. The minimum diameter is 5/8-inch, and the minimum length is eight feet. Ground wire shall be AWG # 6 bare, solid copper.

C Construction

Use exothermic welding to connect the ground wire to the rod. Install the rod vertically, or as close to vertical as conditions permit. Select locations with moist soil, if available. Place the rod at least six feet from all other ground rods.

D Measurement

The department will measure Ground Rod by the unit, acceptably installed.

E Payment

The department will pay for measured quantities at the contract unit price under the following bid item:

ITEM NUMBER	DESCRIPTION	UNIT
SPV.0060.08	Ground Rod	EACH

Payment is full compensation for installation of the ground rod and ground wire; welding and connections at both ends of the ground wire.

41. Welded Inlet Covers, Item SPV.0060.10.

A Description

This special provision describes welding inlet covers subject to traffic loading as shown on the plans, and as hereinafter provided.

B (Vacant)

C Construction

Clean and prepare the surface of the inlet frames and grates which are subject to traffic loading. Weld the grate to the frame in a manner which prevents rocking or the ability of the grate to dislodge from the frame.

D Measurement

The department will measure Welded Inlet Covers as each individual inlet cover, acceptably completed.

E Payment

The department will pay for measured quantities at the contract unit price under the following bid item:

ITEM NUMBER	DESCRIPTION	UNIT
SPV.0060.10	Welded Inlet Covers	EACH

Payment is full compensation for preparing the surfaces; and welding the grates to the frames.

42. Clean and Fill Anchor Hole, Item SPV.0060.11.

A Description

This special provision describes cleaning and filling of existing Concrete Barrier Temporary Precast anchor holes.

B Materials

Fill holes with a non-shrink commercial grout listed on the department's approved products list.

C Construction

Clean and fill existing anchor holes after existing concrete barrier temporary precast is removed. Clean hole with compressed air and fill hole with grout. Ensure grout is level with surrounding concrete pavement.

D Measurement

The department will measure Clean and Fill Anchor Hole as each individual anchor hole, acceptably completed.

E Payment

The department will pay for measured quantities at the contract unit price under the following bid item:

ITEM NUMBER	DESCRIPTION	UNIT
SPV.0060.11	Clean and Fill Anchor Hole	EACH

Payment is full compensation for preparing the surfaces, and filling existing anchor hole.

43. Pull Boxes Non-Conductive 18x24-Inch, Item SPV.0060.12.

A Description

This special provision describes providing Pull Boxes Non-conductive 18x24-Inch according to standard spec 653.

B Materials

Conform to standard spec 653.2 for pull boxes non-conductive.

C Construction

Conform to standard spec 653.3.

D Measurement

The department will measure the bid items under this section as each individual box, acceptably completed.

E Payment

The department will pay for measured quantities at the contract unit price under the following bid item:

ITEM NUMBER	DESCRIPTION	UNIT
SPV.0060.12	Pull Boxes Non-conductive 18x24-Inch	EACH

Conform to standard spec 653.5 for payment.

44. Temporary Lighting System Northbound Ramp Terminal, Item SPV.0060.13.

A Description

This special provision describes furnishing, installing, adjusting, maintaining, and removing temporary lighting system. This temporary lighting system includes wood poles and guy wires (as required to provide a complete system), aerial cable, and temporary utility electrical service.

B Materials

Furnish aerial cable consisting of an assembly of three No. 4 XLP insulated power conductors with an ACSR messenger (grounding) wire. Provide the quantity of parallel cable assemblies necessary to maintain lighting circuits.

Furnish Type 4 wood poles, 35-feet long.

Protect any cable that extends from grade to 10 feet above grade by a plastic cable guard.

C Construction

Prior to switching traffic to Stage 3A traffic control configuration, install and maintain temporary electrical service to the permanent light poles placed around the northbound ramp terminal and east leg of STH 60.

Arrange for all required electrical services with the utility. Pay all utility company installation costs for modifications required to provide the temporary electrical service.

Provide off-hour contact name(s) and phone number(s) to the Columbia County Sheriff's Department for repair purposes and be able to respond within 2 hours to the project site for knockdowns or other work that must be completed in a timely manner. All other maintenance needs shall be completed within 24 hours of notification.

Remove temporary service after permanent cabinet and wiring has been installed and the lighting system is operational.

D Measurement

The department will measure Temporary Lighting System Northbound Ramp Terminal as each individual temporary lighting system, acceptably completed.

E Payment

The department will pay for measured quantities at the contract unit price under the following bid item:

ITEM NUMBER	DESCRIPTION	UNIT
SPV.0060.13	Temporary Lighting Northbound Ramp Terminal	EACH

Payment is full compensation for furnishing, installing and removing any necessary wood poles, aerial cable, for maintaining lighting units, for temporary electrical service and for furnishing and installing all coiling and splice connectors. Work including pulling cable and making final connections to the permanent lighting system will be paid for under the general lighting items unit price per quantity.

45. Construction Staking Roundabout Terminal, Item SPV.0060.14.

A Description

This work consists of staking the horizontal and vertical position of the subgrade, base aggregate, curb, curb and gutter, and concrete roundabout truck apron at the roundabout as shown in the plans.

B (Vacant)

C Construction

Perform construction staking according to the pertinent provisions of standard spec 650.

D Measurement

The department will measure Construction Staking Roundabout Terminal as a single unit, acceptably completed.

E Payment

The department will pay for measured quantities at the contract unit price under the following bid item:

ITEM NUMBER	DESCRIPTION	UNIT
SPV.0060.14	Construction Staking Roundabout Terminal	EACH

Payment is full compensation for work necessary to locate and set all construction stakes; for maintaining, relocating, and resetting construction stakes at the roundabout throughout all project stages.

The department will not make final payment for this bid item until the contractor submits all survey notes and computations used to establish the required lines and grades to the engineer within 21 days of completing this work. The department will deduct from payments due the contractor for the additional costs specified in standard spec 105.6.

46. Drain Slotted Vane Longitudinal, Item SPV.0090.01.

A Description

This special provision describes providing a longitudinal slotted vane drain as shown on the plans, according to standard spec 204, 501, 505, 608, and 611, and as hereinafter provided.

B Materials

Construct the pipe that the vane drain casting rests in using 15-inch SDR-35 poly vinyl chloride (PVC) sewer pipe for temporary drains subjected to live traffic. Conform to standard spec 611 for all other materials.

Conform to standard spec 415.2.1 for encasing material around the pipe.

Provide steel reinforcement conforming to standard spec 415.2.2

Provide concrete curing compounds conforming to standard spec 415.2.4.

C Construction

Before encasing the pipe in concrete, cover the upper end of the slotted drain as shown on the plans. Otherwise, obtain engineer approval prior to any variations.

Before construction operations adjacent to the slotted area of the slotted vane drain pipe, cover the slots on the top of the drain.

D Measurement

The department will measure Drain Slotted Vane Longitudinal by the linear foot, acceptably completed.

E Payment

The department will pay for measured quantities at the contract unit price under the following bid items:

ITEM NUMBER	DESCRIPTION	UNIT
SPV.0090.01	Drain Slotted Vane Longitudinal	LF

Payment is full compensation for providing all materials, including pipe and end cap, slotted vane drain castings, concrete masonry and reinforcement; adjusting bricks; drilling inlet or manhole cover to

accommodate connection bolts to vane drain; hauling and placing the pipe; making connections to inlets; sawing; encasement material around the pipe; concrete curing compound; tie bars and dowel bars; and cleaning out pipe and restoring site of work..

47. Fill and Restore Existing Concrete Rumble Strips, Item SPV.0090.02.

A Description

This special provision describes filling the existing concrete shoulder rumble strips prior to shifting traffic. The intent is to fill the rumble strip indentations so that the traffic can safely navigate through the work zone. Perform this work according to the plan details and herein after provided.

B Materials

Furnish asphaltic mixture meeting the requirements specified for Type 5 HT 58-28 H under standard spec 460.2; except the engineer will not require the contractor to conform to the quality management program specified under standard spec 460.2.8.

C Construction

Clean, fill, and compact the rumble strip indentations per standard spec 460.3 and using methods that will provide a sound smooth surface which will handle traffic and not leave a detrimental residue on the surface. Special care to limit the splatter of asphaltic material onto existing concrete is required.

D Measurement

The department will measure Fill and Restore Existing Concrete Rumble Strip by the linear foot, acceptably completed, measured as the length along the side of the traveled way, from the beginning of a rumble strip groove filled in a segment to the end of the rumble strip groove filled in the segment.

E Payment

The department will pay for measured quantities at the contract unit price under the following bid item:

ITEM NUMBER	DESCRIPTION	UNIT
SPV.0090.02	Fill and Restore Existing Concrete Rumble Strips	LF

Payment is full compensation for providing all materials; fill and restoring existing concrete rumble strips.

48. Concrete Barrier Temporary Precast Left In Place, Item SPV.0090.03.

A Description

This special provision describes leaving in place temporary precast reinforced concrete barrier conforming to the shape, dimensions, and details the plans show and according to the pertinent provisions of standard spec 603, these special provisions, and as hereinafter provided.

Concrete Barrier Temporary Precast Left In Place becomes the property of the department after final acceptance by the engineer.

Concrete Barrier Temporary Precast Left In Place shall have been manufactured within six months of its proposed placement at its left-in-place location on the project. Ownership identification shall include the department (DOT).

B Materials

Conform to standard spec 603.

C Construction

Conform to standard spec 603.

D Measurement

The department will measure Concrete Barrier Temporary Precast Left In Place by the linear foot, acceptably completed, measured along the base of the barrier after final installation in its left-in-place location.

E Payment

The department will pay for measured quantities at the contract unit price under the following bid item:

ITEM NUMBER	DESCRIPTION	UNIT
SPV.0090.03	Concrete Barrier Temporary Precast Left In Place	LF

Payment is full compensation for leaving Concrete Barrier Temporary Precast on the project site.

49. Temporary Wall Wire Faced Mechanically Stabilized Earth, Item SPV.0165.01.

A Description

This special provision describes designing, furnishing materials and erecting a permanent earth retention system according to the lines, dimension, elevations and details as shown on the plans and provided in the contract.

This special provision describes the quality management program (QMP) for Mechanically Stabilized Earth (MSE) walls. A quality management program is defined as all activities, including process control, inspection, sampling and testing, and necessary adjustments in the process that are related to the construction of the MSE wall, which meets all the requirements of this provision.

This special provision describes contractor quality control (QC) sampling and testing for backfill density testing, documenting those results, and documenting related production and placement process changes. This special provision also describes department quality verification (QV), independent assurance (IA), and dispute resolution.

Chapter 8 of the department's construction and materials manual (CMM) provides additional detailed guidance for QMP work and describes sampling and testing procedures.

B Materials

B.1 Proprietary Wall Systems

The supplied wall system must be from the department's approved list of Temporary Wire Faced Mechanically Stabilized Earth Wall systems. Proprietary wall systems must conform to the requirements of this specification and be pre-approved for use by the department's Bureau of Structures. The department maintains a list of pre-approved proprietary wall systems. The name of the pre-approved proprietary wall system selected shall be furnished to the engineer within 25 days after the award of contract.

To be eligible for use on this project, a system must have been pre-approved by the Bureau of Structures and added to that list prior to the bid closing date. To receive pre-approval, the retaining wall system must comply with all pertinent requirements of this provision and be prepared according to the requirements of Chapter 14 of the department's LRFD Bridge Manual. Information and assistance with the pre-approval process can be obtained by contacting the Bureau of Structures, Structures Maintenance Section in Room 601 of the Hill Farms State Transportation Building in Madison or by calling (608) 266-8494.

B.2 Design Requirements

It is the responsibility of the contractor to submit a design and supporting documentation as required by this special provision, for review and acceptance by the department, to show the proposed wall design is in compliance with the design specifications. The submittal shall include the following items for review: detailed plans and shop drawings, complete design calculations, explanatory notes, supporting materials, and specifications. The detailed plans and shop drawings shall include all details, dimensions, quantities and cross-sections necessary to construct the walls. Submit electronically to the engineer and Bureau of Structures for review and acceptance. Submit no later than 60 days from the date of notification to proceed with the project and a minimum of 30 days prior to the date proposed to begin wall construction.

The plans and shop drawings shall be prepared on reproducible sheets 11 inch x 17 inch, including borders. Each sheet shall have a title block in the lower right corner. The title block shall include the WisDOT project identification number and structure number. Design calculations and notes shall be on 8 ½ inch x 11 inch sheets, and shall contain the project identification number, name or designation of the wall, date of preparation, initials of designer and checker, and page number at the top of the page. All plans, shop drawings, and calculations shall be signed, sealed and dated by a professional engineer licensed in the State of Wisconsin.

The design of the wall shall be in compliance with the current American Association of State Highway and Transportation Officials LRFD (AASHTO LRFD) Bridge Design Specifications with latest interim specifications for Mechanically Stabilized Earth Walls, WisDOT's current Standard Specifications for Highway and Structure Construction (standard spec), Chapter 14 of the WisDOT LRFD Bridge Manual and standard engineering design procedures as determined by the department. Loads, load combinations, load and resistance factors shall be as specified in AASHTO LRFD Section 11. The associated resistance factors shall be defined according to Table 11.5.7-1 in AASHTO LRFD.

Design and construct the walls according to the lines, grades, heights and dimensions shown on the plans, as herein specified, and as directed by the engineer. If the wall is installed in front of a bridge abutment or wing, it shall also be designed to resist the applied abutment/bridge lateral forces specified on the plans.

Walls parallel to supporting highway traffic shall be designed for the effects of highway surcharge loading equivalent of 2 feet soil surcharge weight or 240 psf. The design shall also consider the traffic barrier impact where applicable. Walls that do not carry highway traffic shall be designed for a live load surcharge of 100 psf according to Chapter 14 of the WisDOT LRFD Bridge Manual or as stated on the plans.

A maximum value of the angle of internal friction of the wall backfill material used for design shall be assumed to be 30 degrees without a certified report of tests. If a certified report of tests yields an angle of internal friction greater than 30 degrees, the larger test value may be used for design, up to a maximum value of 36 degrees.

An external stability check at critical wall stations showing Capacity Demand Ratios (CDR) for sliding, eccentricity, and bearing checks is performed by the department and are provided in the wall plans.

The design of the wall by the contractor shall consider the internal and compound stability of the wall mass according to AASHTO LRFD 11.10.6. The internal stability shall include soil reinforcement pullout, soil reinforcement rupture, and panel-reinforcement connection failure at each soil reinforcement level. The design shall be performed using the Simplified Method or Coherent Gravity Method. Calculations for factored stresses and resistances shall be based upon assumed conditions at the end of the design life. Compound stability shall be computed for the applicable strength limits. Sample analyses and hand calculations shall be submitted to verify the output of any software used. The design calculations and notes shall clearly indicate the Capacity to Demand Ratios (CDR) for all internal and external stabilities as defined in AASHTO LRFD.

The wall facings shall be designed according to AASHTO 11.10.2.3. A fine metallic screen and a geotextile shall be used at the front face of the wall to retain the fines of the soil mass.

The minimum length of soil reinforcement measured from the back face of the wall shall be equal to 0.7 of the wall height, or as shown on the plan. In no case shall this length be less than 8 feet. The soil reinforcement shall be the same length from the bottom to the top of the wall. All soil reinforcement layers shall be connected to wire facing panels. The soil reinforcement shall extend a minimum of 3.0 feet beyond the theoretical failure plane in all cases. The maximum vertical spacing of soil reinforcement layers shall be 24 inches. The uppermost layer of the reinforcement shall be located between 6 inches and 12 inches below the bottom of an overlying slab, footing or top of the wall. The upper layers of the soil reinforcement shall also be checked to verify that they have sufficient tensile resistance against traffic barrier impact where applicable.

The nominal long term design strength to be used in steel reinforcement and connector design shall consider the corrosion losses and based upon conditions at the end of the design life, , as described in Chapter 14 of the WisDOT LRFD Bridge Manual and AASHTO LRFD Section 11.

Soil reinforcement shall be fabricated or designed to avoid piling, drainage structures or other obstacles in the fill without field modifications. Unless approved by the Bureau of Structures cutting or altering of the basic structural section of either the strip or grid at the site is prohibited, a minimum clearance of 3" shall be maintained between any obstruction and reinforcement, and splicing steel reinforcement is not allowed.

The minimum embedment of the MSE wall shall be 1 foot 6 inches, or as given on the contract plan. Step the wall to follow the general slope of the ground line. Frost depth shall not be considered.

B.3 Wall System Components

Materials furnished for wall system components under this contract shall conform to the requirements of this specification. All documentation related to material and components of the wall systems specified in this subsection shall be submitted to the engineer.

B.3.1 Steel Components

Provide steel reinforcement that meets the following requirements:

Welded Wire Fabric Soil Reinforcement

Provide shop fabricated welded wire reinforcement from cold drawn steel wire that has a yield stress of 65,000 psi and conforming to the minimum requirements of ASTM A1064 and be welded into the finished configuration according to ASTM A1064. Replace welded wire fabric that has been damaged during handling, placing or backfilling at the direction of the engineer, at no expense to the department.

- Steel Reinforcing Strips and Tie Strips

As an alternate to welded wire reinforcing mesh, provide steel reinforcing strips or ladder reinforcing strips or equal, hot-rolled from bars, to the required shape and dimensions meeting the requirements of ASTM A572 Grade 65 minimum. Tie strips shall be shop fabricated of hot-rolled steel meeting the requirements of ASTM A1011 Grade 50.

- Welded Wire Fabric Facing Panels

Provide welded wire fabric that is used to fabricate the facings of the wire-faced wall that has a yield stress of 65,000 psi. All steel shall be shop fabricated of cold drawn steel wire conforming to the minimum requirements of ASTM A1064 and be welded into the finished configuration according to ASTM A1064. Replace welded wire fabric that has been damaged during handling, placing or backfilling at the direction of the engineer, at no expense to the department.

- Fasteners

High strength bolts meeting the requirements of AASHTO M164 or equivalent.

- Connector Pins and Mat Bars

Connector pins and mat bars fabricated from cold drawn steel wire meeting the requirements of ASTM A82.

- Metallic Screen

Provide a steel metallic screen. The metallic screen should have an approximate opening of 1/4" and be made of 0.025" (minimum) gauge wire.

B.3.2 Geotextile

Geotextile shall be used behind the metallic screen. Use geotextile as recommended by the wall manufacturer. If none is recommended, use Type DF (schedule B) as shown in standard spec 645 or as specified on the contract plans. Deliver in a protective wrap and keep protected from ultraviolet light until incorporated into the work.

B.3.3 Backfill

Furnish and place backfill for wall as shown on the plans and as herein provided.

Use natural sand or a mixture of sand with gravel, crushed gravel or crushed stone. Do not use foundry sand, bottom ash, blast furnace slag, crushed/recycled concrete, crushed/milled asphaltic concrete or other potentially corrosive material.

Provide material that conforms to the following gradation requirements as per AASHTO T27.

Sieve Size	% by Weight Passing
1 inch	100
No. 40	0-60
No. 200	0-15

The material shall have a liquid limit not greater than 25, as per AASHTO T89, and a plasticity index not greater than 6, as per AASHTO T90. Provide the percent by weight, passing the #4 sieve.

In addition, backfill material shall meet the following requirements.

Test	Method	Value
pH	AASHTO T-289	5.0 – 10.0
Sulfate content	AASHTO T-290	200 ppm max.
Chloride content	AASHTO T-291	100 ppm max.
Electrical Resistivity	AASHTO T-288	3000 ohm-cm min.
Organic Content	AASHTO T-267	1.0% max.
Angle of Internal Friction	AASHTO T-236 ^[1]	30 degrees min. (At 95.0% of maximum density and optimum moisture, per AASHTO T99, or as modified by C.2)

[1] If the amount of P-4 material is greater than 60%, use AASHTO 236 with a standard-size shear box. Test results of this method may allow the use of larger angles of internal friction, up to the maximum allowed by this specification.

If the amount of P-4 material is less than or equal to 60%, two options are available to determine the angle of internal friction. The first method is to perform a fractured faces count, per ASTM 5821, on the R-4 material. If more than 90% of the material is fractured on one face and more than 50% is fractured on two faces, the material meets the specifications, and the angle of internal friction can be assumed to be 30 degrees. The second method allows testing all P-1" material, as per AASHTO T-236, with a large shear box. Test results of this second method may allow the use of larger angles of internal friction, up to the maximum allowed by this specification.

Prior to placement of the backfill, obtain and furnish to the engineer a certified report of test results that the backfill material complies with the requirements of this specification. Specify the method used to determine the angle of internal friction. This certified report of test shall be less than 6 months old. Tests will be performed by a certified independent laboratory. In addition, when backfill characteristics and/or sources change, provide a certified report of tests for the new backfill material. Additional certified report of tests (except Angle of Internal Friction test) are also required. These additional backfill tests may be completed at the time of material production or material placement, with concurrence of the engineer. If this additional testing is completed at the time of material production, complete testing for every 2000 cubic yards of backfill or portion thereof. If this additional testing is completed at the time of material placement, complete testing for every 2000 cubic yards of backfill, or portion thereof, used per wall. All certified report of these test results shall be less than 6 months old and performed by a certified independent laboratory.

C Construction

C.1 Excavation and Backfill

Excavation and preparation of the foundation for the MSE wall shall be according to standard spec 206. The volume of excavation covered is limited to the width of the reinforced mass and to the depth of the bottom of the wall unless shown or noted otherwise on the plan. At the end of each working day, provide good temporary drainage such that the backfill shall not become contaminated with run-off soil or water if it should rain. Do not stockpile or store any materials or large equipment within 10 feet of the back of the wall.

Place backfill materials in the areas as indicated on the plans and as detailed in this specification. Backfill lifts shall be no more than 8-inches in depth, after compaction.

Conduct backfilling operations in such a manner as to prevent damage or misalignment of the wall facings, soil reinforcement, or other wall components. At no expense to the department, correct any such damage or misalignment as directed by the engineer. A field representative of the wall supplier shall be available during wall construction to provide technical assistance to the contractor and the engineer.

Place and compact the MSE backfill to the level of the next higher layer of MSE reinforcement before placing the MSE reinforcement or connecting it to the wall facing. Place and compact material beyond the reinforced soil zone to allow for proper compaction of material within the reinforced zone. The MSE reinforcement shall lay horizontally on top of the most recently placed and compacted layer of MSE backfill.

Do not operate tracked or wheeled equipment on the backfill within 3 feet from the back wall facing. The engineer may order the removal of any large or heavy equipment that may cause damage or misalignment of the wall facing.

C.2 Compaction

Compact all backfill behind the wall as specified in standard spec 207.3.6. Compact the backfill to 95.0% of maximum dry density as determined by AASHTO T-99 (modified to compute densities to the nearest 0.1 pcf).

Ensure adequate moisture is present in the backfill during placement and compaction to prevent segregation and to help achieve compaction.

Compaction of backfill within 3 feet of the back face of the wall should be accomplished using lightweight compaction devices. Use of heavy compaction equipment or vehicles should be avoided within 3 feet of the wall face. Do not use sheepsfoot or padfoot rollers within the reinforced soil zone.

A minimum of 3 inches of backfill shall be placed over the MSE reinforcement prior to working above the reinforcement.

C.3 Wall Components

C.3.1 General

Erect welded wire facing and other associated elements according to the wall manufacturer's construction guide. Place and compact the MSE backfill to the level of the next higher layer of MSE reinforcement before placing the MSE reinforcement or connecting it to the wall facing. Place remaining courses in vertical or battered positions as shown on the contract plans.

The MSE reinforcement shall lay horizontally on top of the most recently placed and compacted layer of MSE backfill. Bending of MSE reinforcement that result in a kink in the reinforcement shall not be allowed. If skewing of the reinforcement is required due to obstruction in the reinforced fill, the maximum skew angle shall not exceed 15 degrees from the normal position unless a greater angle is shown on the plans. The adequacy of the skewed reinforcement in such a case shall be addressed by supporting calculations.

When using a temporary wall for four (4) months or more or when the installation of a permanent wall facing will not occur for four (4) months or more after placement of any geotextile material, cover the exposed geotextile material in the wall as quickly as practical, to prevent damage caused by exposure to ultraviolet light.

C.3.2 Tolerances

The overall vertical tolerance of the wall and the horizontal alignment tolerance shall not exceed 3 inches per 10 feet for permanent installations.

For battered wire facing, the final deviation from the design batter shall be within ± 1 inch for each 10 feet of battered wall height.

C.4 Quality Management Program

C.4.1 Quality Control Plan

Submit a comprehensive written quality control plan to the engineer at or before the pre-construction meeting. Do not perform MSE wall construction work before the engineer reviews and accepts the plan. Construct the project as the plan provides.

Do not change the quality control plan without the engineer's review and acceptance. Update the plan with changes as they become effective. Provide a current copy of the plan to the engineer and post in the contractor's laboratory as changes are adopted. Ensure that the plan provides the following elements:

1. An organizational chart with names, telephone numbers, current certifications and/or titles, and roles and responsibilities of QC personnel.
2. The process used to disseminate QC information and corrective action efforts to the appropriate persons. Include a list of recipients, the communication process that will be used, and action time frames.

3. A list of source locations, section and quarter descriptions, for all aggregate materials requiring QC testing.
4. Descriptions of stockpiling and hauling methods.
5. An outline for resolving a process control problem. Include responsible personnel, required documentation, and appropriate communication steps.
6. Location of the QC laboratory, retained sample storage, and other documentation.
7. A summary of the locations and calculated quantities to be tested under this provision.
8. A proposed sequencing plan of wall construction operations and random test locations.

C.4.2 Quality Control Personnel

Perform the quality control sampling, testing, and documentation required under this provision using HTCP certified technicians. Have a HTCP Grading Technician I (GRADINGTEC-I); or Assistant Certified Technician, Grading (ACT-GRADING); or Aggregate Technician I (AGGTEC-I); or Assistant Certified Technician, Aggregate (ACT-AGG) present at the each grading site during all wall backfill placement, compaction, and nuclear testing activities. Have a HTCP Nuclear Density Technician I (NUCDENSITYTEC-I) or Assistant Certified Technician, Nuclear Density Gauge Operator (ACT-NUC) perform field density and field moisture content testing.

If an Assistant Certified Technician (ACT) is performing sampling or testing, a certified technician must coordinate and take responsibility for the work an ACT performs. Have a certified technician ensure that all sampling and testing is performed correctly, analyze test results, and post resulting data. No more than one ACT can work under a single certified technician.

C.4.3 Equipment

Furnish the necessary equipment and supplies for performing quality control testing. Ensure that all testing equipment conforms to the equipment specifications applicable to the required testing methods. The engineer may inspect the measuring and testing devices to confirm both calibration and condition. Calibrate all testing equipment according to the CMM and maintain a calibration record at the laboratory.

Furnish nuclear gauges from the department's approved product list at:

<https://wisconsindot.gov/Pages/doing-bus/eng-consultants/cnslt-rsrcs/tools/appr-prod/default.aspx>

Ensure that the nuclear gauge manufacturer or an approved calibration service calibrates the gauge the same calendar year it is used on the project. Retain a copy of the calibration certificate with the gauge.

Conform to AASHTO T310 and CMM 8-15 for density testing and gauge monitoring methods.

Split each Proctor sample and identify so as to provide comparison with the department's test results. Unless the engineer directs otherwise, retain the QC split samples for 14 calendar days and promptly deliver the department's split samples to the department.

C.4.4 Documentation

- (1) Document all observations, inspection records, and process adjustments daily. Submit test results to the department's project materials coordinator on the same day they become available.
- (2) Use forms provided in CMM Chapter 8. Note other information in a permanent field record and as a part of process control documentation enumerated in the contractor's quality control plan. Enter QC data and backfill material certified report results into the applicable materials reporting system (MRS) software within 5 business days after results are available.
- (3) Submit final testing records and other documentation to the engineer electronically within 10 business days after all contract-required information becomes available. The engineer may allow submission of scanned copies of hand-written documentation.

C.4.5 Quality Control (QC) Testing

Perform compaction testing on the backfill. Conform to CMM 8-15 for testing and gauge monitoring methods. Conduct testing at a minimum frequency of 1 test per 150 cubic yards of backfill, or major portion thereof in each lift. A minimum of one test for every lift is required. Deliver documentation of all compaction testing results to the engineer at the time of testing.

Perform 1 gradation test every 750 cubic yards of fill and one 5-point Proctor test (or as modified in C.1) every 2,250 cubic yards of fill. Provide the region split samples of both within 72 hours of sampling, at the region laboratory. Test sites shall be selected using ASTM Method D3665. Provide Proctor test results to

the engineer within 48 hours of sampling. Provide gradation test results to the engineer within 24 hours of sampling.

C.4.6 Department Testing

C.4.6.1 General

- (1) The department will conduct verification testing to validate the quality of the product and independent assurance testing to evaluate the sampling and testing. The department will provide the contractor with a listing of names and telephone numbers of all QV and IA personnel for the project and provide test results to the contractor within 2 business days after the department obtains the sample.

C.4.6.2 Quality Verification (QV) Testing

- (1) The department will have an HTCP technician, or ACT working under a certified technician, perform QV sampling and testing. Department verification testing personnel must meet the same certification level requirements specified in C.3.2 for contractor testing personnel for each test result being verified. The department will notify the contractor before sampling so the contractor can observe QV sampling.
- (2) The department will conduct QV tests at the minimum frequency of 30% of the required contractor density, Proctor and gradation tests.
- (3) The department will locate density tests and gradation samples randomly, at locations independent of the contractor's QC work. The department will split each Proctor and gradation QV sample, testing half for QV, and retaining the remaining half for 10 business days.
- (4) The department will conduct QV Proctor and gradation tests in a separate laboratory and with separate equipment from the contractor's QC tests. The department will use the same methods specified for QC testing.
- (5) The department will assess QV results by comparing to the appropriate specification limits. If QV test results conform to this special provision, the department will take no further action. If density QV test results are nonconforming, the area shall be reworked until the density requirements of this special provision are met. If the gradation test results are nonconforming, standard spec 106.5 will apply. Differing QC and QV nuclear density values of more than 1.5 pcf will be investigated and resolved. QV density tests will be based on the appropriate QC Proctor test results, unless the QV and QC Proctor result difference is greater than 3.0 pcf. Differing QC and QV Proctor values of more than 3.0 pcf will be investigated and resolved.

C.4.6.3 Independent Assurance (IA)

- (1) Independent assurance is unbiased testing the department performs to evaluate the department's QV and the contractor's QC sampling and testing, including personnel qualifications, procedures, and equipment. The department will perform an IA review according to the department's independent assurance program. That review may include one or more of the following:
 1. Split sample testing.
 2. Proficiency sample testing.
 3. Witnessing sampling and testing.
 4. Test equipment calibration checks.
 5. Reviewing required worksheets and control charts.
 6. Requesting that testing personnel perform additional sampling and testing.
- (2) If the department identifies a deficiency, and after further investigation confirms it, correct that deficiency. If the contractor does not correct or fails to cooperate in resolving identified deficiencies, the engineer may suspend placement until action is taken. Resolve disputes as specified in C.4.6.4.

C.4.6.4 Dispute Resolution

- (1) The engineer and contractor should make every effort to avoid conflict. If a dispute between some aspect of the contractor's and the engineer's testing program does occur, seek a solution mutually agreeable to the project personnel. The department and contractor may review the data, examine data reduction and analysis methods, evaluate sampling and testing procedures, and perform additional testing. Use ASTM E178 to evaluate potential statistically outlying data.
- (2) Production test results, and results from other process control testing, may be considered when resolving a dispute.
- (3) If the project personnel cannot resolve a dispute, and the dispute affects payment or could result in incorporating non-conforming product or work, the department will use third party testing to resolve the dispute. The department's central office laboratory, or a mutually agreed on independent testing laboratory, will provide this testing. The engineer and contractor will abide by the results of the third party tests. The party in error will pay service charges incurred for testing by an independent laboratory. The department may use third party test results to evaluate the quality of questionable materials and determine the appropriate payment. The department may reject material or otherwise determine the final disposition of nonconforming material as specified in standard spec 106.5.

C.5 Geotechnical Information

Geotechnical data to be used in the design of the wall is given on the wall plan. After completing wall excavation of the entire reinforced soil zone, notify the department and allow the Regional Soils Engineer two working days to review the foundation.

D Measurement

The department will measure the Temporary Wall Wire Faced Mechanically Stabilized Earth bid items by the square foot acceptably completed at locations the plans show, measured as the area of exposed face in the plane of the wall from the front face ground line of the wall to the retained grade. Temporary Walls used for staged construction in multiple configurations will be measured once based on the configuration with the largest area of exposed face.

E Payment

The department will pay for measured quantities at the contract unit price under the following bid item:

ITEM NUMBER	DESCRIPTION	UNIT
SPV.0165.01	Temporary Wall Wire Faced Mechanically Stabilized Earth	SF

Payment is full compensation for supplying a design and shop drawings; preparing the site, including all necessary excavation, removal and disposal of materials; supplying all necessary wall components to produce a functional wall system, constructing the retaining system including drainage system; providing backfill, backfilling, compacting, developing/completing/documenting the quality management program, performing compaction testing; covering geotextile, and for furnishing all tools, labor, equipment, and incidentals necessary to complete the contract work.

Payment limit for all walls is the line of minimum embedment per section B.2. No payment will be made for additional embedment detailed for construction purposes.

Parapets, railings, vehicle barriers and its support, abutment bodies and other items above the wall will be paid for separately. Concrete facings, facing leveling pads or footings, and copings will be paid separately.

Any required topsoil, fertilizer, seeding or sodding and mulch will be paid for at the contract unit price for those items.

(20190917)

**50. Wall Concrete Panel Mechanically Stabilized Earth (R-11-0040), Item SPV.0165.02;
Wall Concrete Panel Mechanically Stabilized Earth (R-11-0041), Item SPV.0165.03.**

A Description

This special provision describes designing, furnishing materials and erecting a permanent earth retention system according to the lines, dimension, elevations and details as shown on the plans and provided in the contract. The design life of the wall and all wall components shall be 75 years minimum.

This special provision describes the quality management program (QMP) for Mechanically Stabilized Earth (MSE) walls. A quality management program is defined as all activities, including process control, inspection, sampling and testing, and necessary adjustments in the process that are related to the construction of the MSE wall, which meets all the requirements of this provision.

This special provision describes contractor quality control (QC) sampling and testing for backfill density testing, documenting those results, and documenting related production and placement process changes. This special provision also describes department quality verification (QV), independent assurance (IA), and dispute resolution.

Chapter 8 of the department's construction and materials manual (CMM) provides additional detailed guidance for QMP work and describes sampling and testing procedures.

B Materials

B.1 Proprietary Wall Systems

The supplied wall system must be from the department's approved list of Concrete Panel Mechanically Stabilized Earth Wall systems. Proprietary wall systems must conform to the requirements of this specification and be pre-approved for use by the department's Bureau of Structures. The department maintains a list of pre-approved proprietary wall systems. The name of the pre-approved proprietary wall system selected shall be furnished to the engineer within 25 days after the award of contract.

To be eligible for use on this project, a system must have been pre-approved by the Bureau of Structures and added to that list prior to the bid opening date. To receive pre-approval, the retaining wall system must comply with all pertinent requirements of this provision and be prepared according to the requirements of Chapter 14 of the department's LRFD Bridge Manual. Information and assistance with the pre-approval process can be obtained by contacting the Bureau of Structures, Structures Maintenance Section at the following email address: DOTDLStructuresFabrication@dot.wi.gov.

B.2 Design Requirements

It is the responsibility of the contractor to submit a design and supporting documentation as required by this special provision, for review and acceptance by the department, to show the proposed wall design is in compliance with the design specifications. The submittal shall include the following items for review: detailed plans and shop drawings, complete design calculations, explanatory notes, supporting materials, and specifications. The detailed plans and shop drawings shall include all details, dimensions, quantities and cross-sections necessary to construct the walls. Submit shop drawings to the engineer conforming to [105.2](#) with electronic submittal to the fabrication library under [105.2.2](#). Certify that shop drawings conform to quality control standards by submitting department form [DT2329](#) with each set of shop drawings. Department review does not relieve the contractor from responsibility for errors or omissions on shop drawings. Submit no later than 60 days from the date of notification to proceed with the project and a minimum of 30 days prior to the date proposed to begin wall construction.

The plans and shop drawings shall be prepared on reproducible sheets 11 inch x 17 inch, including borders. Each sheet shall have a title block in the lower right corner. The title block shall include the WisDOT project identification number and structure number. Design calculations and notes shall be on 8 ½ inch x 11 inch sheets, and shall contain the project identification number, name or designation of the wall, date of preparation, initials of designer and checker, and page number at the top of the page. All plans, shop drawings, and calculations shall be signed, sealed and dated by a professional engineer licensed in the State of Wisconsin.

The design of the wall shall be in compliance with the current American Association of State Highway and Transportation Officials LRFD (AASHTO LRFD) Bridge Design Specifications with latest interim specifications for Mechanically Stabilized Earth Walls, WisDOT's current Standard Specifications for Highway and Structure Construction (standard spec), Chapter 14 of the WisDOT LRFD Bridge Manual and standard engineering design procedures as determined by the department. Loads, load combinations, load and resistance factors shall be as specified in AASHTO LRFD Section 11. The associated resistance factors shall be defined according to Table 11.5.7-1 in AASHTO LRFD.

Design and construct the walls according to the lines, grades, heights and dimensions shown on the plans, as herein specified, and as directed by the engineer. Where walls or wall sections intersect with an included angle of 130 degrees or less, a vertical corner element separate from the standard panel face shall abut and interact with the opposing standard panels. The corner element shall have ground reinforcement connected specifically to that panel and shall be designed to preclude lateral spread of the intersecting panels. If the wall is installed in front of a bridge abutment or wing, it shall also be designed to resist the applied abutment/bridge lateral forces specified on the plans.

Walls parallel to supporting highway traffic shall be designed for the effects of highway surcharge loading equivalent of 2 feet soil surcharge weight or 240 psf. The design shall also consider the traffic barrier impact where applicable. Walls that do not carry highway traffic shall be designed for a live load surcharge of 100 psf according to Chapter 14 of the WisDOT LRFD Bridge Manual or as stated on the plans.

A maximum value of the angle of internal friction of the wall backfill material used for design shall be assumed to be 30 degrees without a certified report of tests. If a certified report of tests yields an angle of internal friction greater than 30 degrees, the larger test value may be used for design, up to a maximum value of 36 degrees.

An external stability check at critical wall stations showing Capacity Demand Ratios (CDR) for sliding, eccentricity, and bearing checks is performed by the department and are provided on the wall plans.

The design of the wall by the contractor shall consider the internal and compound stability of the wall mass according to AASHTO LRFD 11.10.6. The internal stability shall include soil reinforcement pullout, soil reinforcement rupture, and panel-reinforcement connection failure at each soil reinforcement level. The design shall be performed using the Simplified Method or Coherent Gravity Method. Calculations for factored stresses and resistances shall be based upon assumed conditions at the end of the design life. Compound stability shall be computed for the applicable strength limits. Sample analyses and hand calculations shall be submitted to verify the output of any software program used. The design calculations and notes shall clearly indicate the Capacity to Demand Ratios (CDR) for all internal and external stabilities as defined in AASHTO LRFD.

The wall facing shall be designed according to AASHTO LRFD 11.10.2.3. The facing panels shall also be designed to resist compaction stresses that occur during the wall erection. The minimum thickness of the facing panel shall be 5.5 inches. The surface area of a standard single panel cannot exceed 60 square feet. The maximum height of a standard panel shall be 5 feet. The top and bottom panels may exceed 5 foot in height based on site topography subject to the approval by the Structures Design Section. The design of the steel reinforcement within the panels shall be based on one-way bending action. Design the wall panels and joints between panels to accommodate a maximum differential settlement of 1 foot over a 100-foot length, unless the plans indicate other.

The minimum length of soil reinforcement measured from the back face of the wall shall be equal to 0.7 of the wall height or as shown on the plan. In no case shall this length be less than 8 feet. The soil reinforcement length shall be the same from the bottom to the top of the wall. All soil reinforcement layers shall be connected to facings. The soil reinforcement shall extend a minimum of 3.0 feet beyond the theoretical failure plane in all cases. The maximum vertical spacing of soil reinforcement layers shall be 31 inches. The uppermost layer of the reinforcement shall be located between 6 inches and 18 inches below the bottom of an overlying slab, footing or top of the wall. The upper layers of the soil reinforcement shall also be checked to verify that they have sufficient tensile resistance against traffic barrier impact where applicable.

All soil reinforcement required for the reinforced soil zone shall be connected to the face panels. The reinforcement and the reinforcement/facing connection strength shall be designed to resist maximum factored reinforcement loads according to AASHTO LRFD Section 11.10.6. Facing connection strength shall be defined as the resistance factor times the failure load, or the load at 0.5 inch deformation times 0.9, whichever is less. The nominal long term design strength in steel reinforcement and connections shall be based upon assumed conditions at the end of the design life.

Soil reinforcement shall be prefabricated into single or multiple elements before galvanizing. Soil reinforcement shall be fabricated or designed to avoid piling, drainage structures or other obstacles in the fill without field modifications. Unless approved by the Bureau of Structures cutting or altering of the basic structural section of either the strip or grid at the site is prohibited, a minimum clearance of 3" shall be maintained between any obstruction and reinforcement, and splicing reinforcement is not allowed.

The minimum embedment of the wall shall be 1 foot 6 inches below finished grade, or as given on the plans. All walls shall be provided with a concrete leveling pad. Minimum wall embedment does not include

the leveling pad depth. Step the leveling pad to follow the general slope of the ground line. Frost depth shall not be considered in designing the wall for depth of leveling pad.

Wall facing units shall be installed on a leveling pad.

B.3 Wall System Components

Materials furnished for wall system components under this contract shall conform to the requirements of this specification. All documentation related to material and components of the wall systems specified in this subsection shall be submitted to the engineer.

B.3.1 Wall Facing

Wall facing shall consist of modular precast concrete face panels produced by a wet cast process. The concrete panels shall have a minimum strength of 4000 psi at 28 days. The concrete for the panels shall be air entrained, with an air content of 6% +/- 1.5%. All materials for the concrete mixture for the panels shall meet the requirements of standard spec 501. The panel edges shall be configured so as to conceal the joints. The detail shall be a shiplap, tongue and groove or other detail adequate to prevent vandalism or ultraviolet light damage to the backside of the wall joint covering. Joints between panels shall be no more than 0.75 inch. Use full wall height slip joints at points of differential settlement when detailed on the plan. Horizontal joints must be provided with a compressible bearing material to prevent concrete to concrete contact. Panels shall be reinforced using coated high-strength bar steel or welded steel wire fabric conforming to standard spec 505. Welded steel wire fabric shall be epoxy-coated according to ASTM A884 or galvanized according to AASHTO M 111 or ASTM A641. Panel dowels for cast-in-place copings shall be coated high-strength bar steel conforming to standard spec 505. Unless approved by the Bureau of Structures, adhesive anchors are prohibited.

For reinforced cast-in-place concrete cap or coping, use poured Grade A concrete conforming to standard spec 501 as modified in standard spec 716. Provide QMP for cast-in-place cap and coping concrete as specified in standard spec 716, Class II Concrete. Use coated high-strength bar steel conforming to standard spec 505.

A minimum of two bearing pads shall be used per panel. The allowable bearing stress shall not exceed 900 psi. The bearing pads shall be preformed EPDM rubber conforming to ASTM D2000, Grade 2, Type A, Class A with a minimum Durometer Hardness of 80, or high- density polyethylene pads with a minimum density of 0.034 lb/in³ according to ASTM D1505.

An 18-inch wide geotextile shall be used on the backface of the wall panels to cover all panel joints. The geotextile shall meet the physical requirements stated in standard spec 645.2.4 for Geotextile, Type DF, Schedule B, except that the grab tensile strength shall be a minimum of 180 pounds in both the machine and cross-machine directions. The geotextile shall be attached with a standard construction adhesive suitable for use on concrete surfaces and cold temperatures. The adhesive shall be applied to the panels, not to the geotextile.

B.3.2 Leveling Pad

Provide an unreinforced cast-in-place concrete leveling pad. Use Grade A concrete conforming to standard spec 501 as modified in standard spec 716. Provide QMP for leveling pad concrete as specified in standard spec 716, Class III Concrete.

The minimum width of the leveling pad shall be 12-inches. The minimum thickness of the leveling pad shall be 6-inches.

B.3.3 Backfill

Furnish and place backfill for the wall as shown on the plans and as hereinafter provided.

Place backfill in a zone extending horizontally from the back face of the wall facing to 1 foot minimum beyond the end of the reinforcement and extending vertically from the top of the leveling pad to a minimum of 3 inches above the final reinforcement layer.

Use natural sand or a mixture of sand with gravel, crushed gravel or crushed stone. Do not use foundry sand, bottom ash, blast furnace slag, crushed/recycled concrete, crushed/milled asphaltic concrete or other potentially corrosive material.

Provide material conforming to the following gradation requirements as per AASHTO T27.

Sieve Size	% by Weight Passing
1 inch	100
No. 40	0 - 60
No. 200	0 - 15

The material shall have a liquid limit not greater than 25, as per AASHTO T89, and a plasticity index not greater than 6, as per AASHTO T90. Provide the percent by weight, passing the #4 sieve.

In addition, backfill material shall meet the following requirements.

Test	Method	Value	
		(Galvanized)	(Aluminized Type 2)
pH	AASHTO T-289	5.0-10.0	5.0 – 9.0
Sulfate content	AASHTO T-290	200 ppm max.	
Chloride content	AASHTO T-291	100 ppm max.	
Electrical Resistivity	AASHTO T-288	3000 ohm-cm min.	1500 ohm-cm min.
Organic Content	AASHTO T-267	1.0% max.	
Angle of Internal Friction	AASHTO T-236 ^[1]	30 degrees min. (At 95.0% of maximum density and optimum moisture, per AASHTO T99, or as modified by C.2.)	

[1] If the amount of P-4 material is greater than 60%, use AASHTO 236 with a standard-size shear box. Test results of this method may allow the use of larger angles of internal friction, up to the maximum allowed by this specification.

If the amount of P-4 material is less than or equal to 60%, two options are available to determine the angle of internal friction. The first method is to perform a fractured faces count, per ASTM D5821, on the R-4 material. If more than 90% of the material is fractured on one face and more than 50% is fractured on two faces, the material meets the specifications, and the angle of internal friction can be assumed to be 30 degrees. The second method allows testing all P-1" material, as per AASHTO T-236, with a large shear box. Test results of this second method may allow the use of larger angles of internal friction, up to the maximum allowed by this specification.

Prior to placement of the backfill, obtain and furnish to the engineer a certified report of test results that the backfill material complies with the requirements of this specification. Specify the method used to determine the angle of internal friction. This certified report of test shall be less than 6 months old. Tests will be performed by a certified independent laboratory. In addition, when backfill characteristics and/or sources change, provide a certified report of tests for the new backfill material. Additional certified report of tests are also required. These additional backfill tests may be completed at the time of material production or material placement, with concurrence of the engineer. If this additional testing is completed at the time of material production, complete testing for every 2000 cubic yards of backfill or portion thereof. If this additional testing is completed at the time of material placement, complete testing for every 2000 cubic yards of backfill, or portion thereof, used per wall. For the additional required testing for every 2000 cubic yards of backfill placement, if the characteristic of the backfill and/or the source has not changed then Angle of Internal Friction tests are not included in the additional required testing. All certified reports of test results shall be less than 6 months old and performed by a certified independent laboratory.

B.3.4 Soil Reinforcement

All steel portions of the wall system exposed to earth shall be galvanized. All soil reinforcement and attachment devices shall be carefully inspected to ensure they are true size and free from defects that may impair the strength and durability. Soil reinforcement shall be galvanized or aluminized Type 2. Galvanized soil reinforcement shall be according to AASHTO M 111 or ASTM A641. Aluminized soil reinforcement shall be according to ASTM A463 Aluminized Type 2-100, SS, Grade 50, Class 2. Design of galvanized soil reinforcement shall be according to Section 11.10.6.4.2 of the current AASHTO LRFD Specifications. The design life of steel soil reinforcements shall comply with AASHTO LRFD. Aluminized soil reinforcement shall be limited 16 years of steel protection. Aluminized steel shall only be used on soil reinforcement elements and shall not be used on facing connections or any other steel portion of the wall system. Steel soil reinforcement shall be prefabricated into single or multiple elements before galvanizing.

C Construction

C.1 Excavation and Backfill

Excavation and preparation of the foundation for the MSE wall and the leveling pad shall be according to standard spec 206. The volume of excavation covered is limited to the width of the reinforced mass and to the depth of the leveling pad unless shown or noted otherwise on the plan. At the end of each working day, provide good temporary drainage such that the backfill shall not become contaminated with run-off soil or water if it should rain. Do not stockpile or store materials or large equipment within 10 feet of the back of the wall.

Place backfill materials in the areas as indicated on the plans and as detailed in this specification. Backfill lifts shall be no more than 8-inches in depth, after compaction.

Conduct backfilling operations in such a manner as to prevent damage or misalignment of the wall panels, soil reinforcement, or other wall components. At no expense to the department, correct any such damage or misalignment as directed by the engineer. A field representative of the wall supplier shall be available during wall construction to provide technical assistance to the contractor and the engineer.

Place and compact the MSE backfill to the level of the next higher layer of MSE reinforcement before placing the MSE reinforcement or connecting it to the wall facing. Place and compact material beyond the reinforced soil zone to allow for proper compaction of material within the reinforced zone. The MSE reinforcement shall lay horizontally on top of the most recently placed and compacted layer of MSE backfill.

Do not operate tracked or wheeled equipment on the backfill within 3 feet from the back panels. The engineer may order the removal of any large or heavy equipment that may cause damage or misalignment of the panels.

C.2 Compaction

Compact all backfill behind the wall as specified in standard spec 207.3.6. Compact the backfill to 95.0% of maximum dry density as determined by AASHTO T-99 (modified to compute densities to the nearest 0.1 pcf).

Ensure adequate moisture is present in the backfill during placement and compaction to prevent segregation and to help achieve compaction.

Compaction of backfill within 3 feet of the back face of the wall should be accomplished using lightweight compaction devices. Use of heavy compaction equipment or vehicles should be avoided within 3 feet of the panels. Do not use sheepfoot or padfoot rollers within the reinforced soil zone.

A minimum of 3 inches of backfill shall be placed over the MSE reinforcement prior to working above the reinforcement.

C.3 Wall Components

C.3.1 General

Erect panel facing and other associated elements according to the wall manufacturer's construction guide. Place and compact the MSE backfill to the level of the next higher layer of MSE reinforcement before placing the MSE reinforcement or connecting it to the wall facing.

The MSE reinforcement shall lay horizontally on the top of the most recently placed and compacted layer of MSE backfill. Bending of MSE reinforcement that result in a kink in the reinforcement shall not be allowed. If skewing of the reinforcement is required due to obstructions in the reinforced fill, the maximum skew angle shall not exceed 15 degrees from the normal position unless a greater angle is shown on the

plans. The adequacy of the skewed reinforcement in such a case shall be addressed by supporting calculations.

C.3.2 Leveling Pad

Provide an unreinforced cast-in-place concrete leveling pad as shown on the plans. Vertical tolerances shall not exceed 3/4-inch when measured along a 10-foot straight edge. Allow concrete to set at least 12 hours prior to placing wall facing units.

The bottom row of wall facing units shall be horizontal and 100% of the unit surface shall bear on the leveling pad. Rubber or plastic shims may be used to level the wall facing units at the leveling pad. No more than 2 shims (each 3/16-inch thick) shall be used to level the wall facing.

C.3.3 Steel Layers

Place the steel reinforcement full width in one piece as shown on the plans. No splicing will be allowed. Maintain elements in position during backfilling.

C.3.4 Panel Tolerances

As backfill material is placed behind a panel, maintain the panel in its proper inclined position according to the supplier specifications and as approved by the engineer. The supplier shall specify the back batter so that the final position of the wall is vertical. Vertical tolerances and horizontal alignment tolerances shall not exceed 3/4-inch when measured along a 10-foot straight edge. The maximum allowable offset in any panel joint shall be 3/4-inch. The overall vertical tolerance of the wall (plumbness from top to bottom) shall not exceed 1/2-inch per 10 feet of wall height. Erect the precast face panels to ensure that they are located within 1 inch from the contract plan offset at any location to ensure proper wall location at the top of the wall. Provide a 3/4-inch joint separation between all adjacent face panels to prevent direct concrete-to-concrete contact. Maintain this gap by the use of bearing pads and/or alignment pins. Failure to meet this tolerance shall cause the engineer to require the contractor to disassemble and re-erect the affected portions of the wall. In addition, imperfect molding, honeycombing, cracking or severe chipping of panels shall be cause of panel rejection.

C.4 Quality Management Program

C.4.1 Quality Control Plan

Submit a comprehensive written quality control plan to the engineer at or before the pre-construction meeting. Do not perform MSE wall construction work before the engineer reviews and accepts the plan. Construct the project as the plan provides.

Do not change the quality control plan without the engineer's review and acceptance. Update the plan with changes as they become effective. Provide a current copy of the plan to the engineer and post in the contractor's laboratory as changes are adopted. Ensure that the plan provides the following elements:

- An organizational chart with names, telephone numbers, current certifications and/or titles, and roles and responsibilities of QC personnel.

- The process used to disseminate QC information and corrective action efforts to the appropriate persons. Include a list of recipients, the communication process that will be used, and action time frames.

- A list of source locations, section and quarter descriptions, for all aggregate materials requiring QC testing.

- Descriptions of stockpiling and hauling methods.

- An outline for resolving a process control problem. Include responsible personnel, required documentation, and appropriate communication steps.

- Location of the QC laboratory, retained sample storage, and other documentation.

- A summary of the locations and calculated quantities to be tested under this provision.

- A proposed sequencing plan of wall construction operations and random test locations.

C.4.2 Quality Control Personnel

Perform the quality control sampling, testing, and documentation required under this provision using HTCP certified technicians. Have a HTCP Grading Technician I (GRADINGTEC-I); or Assistant Certified Technician, Grading (ACT-GRADING); or Aggregate Technician I (AGGTEC-I); or Assistant Certified Technician, Aggregate (ACT-AGG) present at the each grading site during all wall backfill

placement, compaction, and nuclear testing activities. Have a HTCP Nuclear Density Technician I (NUCDENSITYTEC-I) or Assistant Certified Technician, Nuclear Density Gauge Operator (ACT-NUC) perform field density and field moisture content testing.

If an Assistant Certified Technician (ACT) is performing sampling or testing, a certified technician must coordinate and take responsibility for the work an ACT performs. Have a certified technician ensure that all sampling and testing is performed correctly, analyze test results, and post resulting data. No more than one ACT can work under a single certified technician.

C.4.3 Equipment

Furnish the necessary equipment and supplies for performing quality control testing. Ensure that all testing equipment conforms to the equipment specifications applicable to the required testing methods. The engineer may inspect the measuring and testing devices to confirm both calibration and condition. Calibrate all testing equipment according to the CMM and maintain a calibration record at the laboratory.

Furnish nuclear gauges from the department's approved product list at:

<https://wisconsindot.gov/Pages/doing-bus/eng-consultants/cnslt-rsrcs/tools/appr-prod/default.aspx>

Ensure that the nuclear gauge manufacturer or an approved calibration service calibrates the gauge the same calendar year it is used on the project. Retain a copy of the calibration certificate with the gauge.

Conform to AASHTO T310 and CMM 8-15 for density testing and gauge monitoring methods.

Split each Proctor sample and identify so as to provide comparison with the department's test results. Unless the engineer directs otherwise, retain the QC split samples for 14 calendar days and promptly deliver the department's split samples to the department.

C.4.4 Documentation

- (1) Document all observations, inspection records, and process adjustments daily. Submit test results to the department's project materials coordinator on the same day they become available.
- (2) Use forms provided in CMM Chapter 8. Note other information in a permanent field record and as a part of process control documentation enumerated in the contractor's quality control plan. Enter QC data and backfill material certified report results into the applicable materials reporting system (MRS) software within 5 business days after results are available.
- (3) Submit final testing records and other documentation to the engineer electronically within 10 business days after all contract-required information becomes available. The engineer may allow submission of scanned copies of hand-written documentation.

C.4.5 Quality Control (QC) Testing

Perform compaction testing on the backfill. Conform to CMM 8-15 for testing and gauge monitoring methods. Conduct testing at a minimum frequency of 1 test per 150 cubic yards of backfill, or major portion thereof in each lift. A minimum of one test for every lift is required. Deliver documentation of all compaction testing results to the engineer at the time of testing.

Perform 1 gradation test every 750 cubic yards of fill and one 5-point Proctor test (or as modified in C.2) every 2,250 cubic yards of fill. Provide the region split samples of both within 72 hours of sampling, at the region laboratory. Test sites shall be selected using ASTM Method D3665. Provide Proctor test results to the engineer within 48 hours of sampling. Provide gradation test results to the engineer within 24 hours of sampling.

C.4.6 Department Testing

C.4.6.1 General

- (1) The department will conduct verification testing to validate the quality of the product and independent assurance testing to evaluate the sampling and testing. The department will provide the contractor with a listing of names and telephone numbers of all QV and IA personnel for the project, and provide test results to the contractor within 2 business days after the department obtains the sample.

C.4.6.2 Quality Verification (QV) Testing

- (1) The department will have an HTCP technician, or ACT working under a certified technician, perform QV sampling and testing. Department verification testing personnel must meet the same certification level requirements specified in C.4.2 for contractor testing personnel for each test

result being verified. The department will notify the contractor before sampling so the contractor can observe QV sampling.

- (2) The department will conduct QV tests at the minimum frequency of 30% of the required contractor density, Proctor and gradation tests.
- (3) The department will locate density tests and gradation samples randomly, at locations independent of the contractor's QC work. The department will split each Proctor and gradation QV sample, testing half for QV, and retaining the remaining half for 10 business days.
- (4) The department will conduct QV Proctor and gradation tests in a separate laboratory and with separate equipment from the contractor's QC tests. The department will use the same methods specified for QC testing.
- (5) The department will assess QV results by comparing to the appropriate specification limits. If QV test results conform to this special provision, the department will take no further action. If density QV test results are nonconforming, the area shall be reworked until the density requirements of this special provision are met. If the gradation test results are nonconforming, standard spec 106.5 will apply. Differing QC and QV nuclear density values of more than 1.5 pcf will be investigated and resolved. QV density tests will be based on the appropriate QC Proctor test results, unless the QV and QC Proctor result difference is greater than 3.0 pcf. Differing QC and QV Proctor values of more than 3.0 pcf will be investigated and resolved.

C.4.6.3 Independent Assurance (IA)

- (1) Independent assurance is unbiased testing the department performs to evaluate the department's QV and the contractor's QC sampling and testing, including personnel qualifications, procedures, and equipment. The department will perform an IA review according to the department's independent assurance program. That review may include one or more of the following:
 1. Split sample testing.
 2. Proficiency sample testing.
 3. Witnessing sampling and testing.
 4. Test equipment calibration checks.
 5. Reviewing required worksheets and control charts.
 6. Requesting that testing personnel perform additional sampling and testing.
- (2) If the department identifies a deficiency, and after further investigation confirms it, correct that deficiency. If the contractor does not correct or fails to cooperate in resolving identified deficiencies, the engineer may suspend placement until action is taken. Resolve disputes as specified in C.4.6.4.

C.4.6.4 Dispute Resolution

- (1) The engineer and contractor should make every effort to avoid conflict. If a dispute between some aspect of the contractor's and the engineer's testing program does occur, seek a solution mutually agreeable to the project personnel. The department and contractor may review the data, examine data reduction and analysis methods, evaluate sampling and testing procedures, and perform additional testing. Use ASTM E 178 to evaluate potential statistically outlying data.
- (2) Production test results, and results from other process control testing, may be considered when resolving a dispute.
- (3) If the project personnel cannot resolve a dispute, and the dispute affects payment or could result in incorporating non-conforming product or work, the department will use third party testing to resolve the dispute. The department's central office laboratory, or a mutually agreed on independent testing laboratory, will provide this testing. The engineer and contractor will abide by the results of the third party tests. The party in error will pay service charges incurred for testing by an independent laboratory. The department may use third party test results to evaluate the quality of questionable materials and determine the appropriate payment. The department may reject material or otherwise determine the final disposition of nonconforming material as specified in standard spec 106.5.

C.5 Geotechnical Information

Geotechnical data to be used in the design of the wall is given on the wall plan. After completing wall excavation of the entire reinforced soil zone, notify the department and allow the Regional Soils Engineer two working days to review the foundation.

D Measurement

The department will measure Wall Concrete Panel Mechanically Stabilized Earth (structure) by the square foot, acceptably completed. The department will compute the measured quantity from the theoretical pay limits the contract plans show. The department will make no allowance for wall area constructed above or below the theoretical pay limits. All work beyond the theoretical pay limits is incidental to the cost of work. The department will make no allowance for as-built quantities.

E Payment

The department will pay for measured quantities at the contract unit price under the following bid item:

ITEM NUMBER	DESCRIPTION	UNIT
SPV.0165.02	Wall Concrete Panel Mechanically Stabilized Earth (R-11-0040)	SF
SPV.0165.03	Wall Concrete Panel Mechanically Stabilized Earth (R-11-0041)	SF

Payment is full compensation for supplying a design and shop drawings; preparing the site, including all necessary excavation and disposal of materials; supplying all necessary wall components to produce a functional wall system including cap, copings, leveling pads, leveling pad steps, and shims; constructing the retaining system and providing temporary drainage; providing backfill, backfilling, compacting, developing/completing/documenting the quality management program, and performing compaction testing.

The department will pay separately for parapets, traffic barriers, railings, and other items above the wall cap or coping.

(20211104)

**ADDITIONAL SPECIAL PROVISION 1 (ASP 1)
FOR TRANSPORTATION ALLIANCE FOR NEW SOLUTIONS (TrANS)
PROGRAM EMPLOYMENT PLACEMENTS AND APPRENTICESHIPS**

The Safe, Accountable, Flexible, Efficient Transportation Equity Act: A Legacy for Users (SAFETEA-LU), Section 5204(e) – Surface Transportation Workforce Development Training and Education, provides for 100 percent Federal funding if the core program funds are used for training, education, or workforce development purposes, including “pipeline” activities. The core programs includes: Congestion Mitigation and Air Quality Improvement (CMAQ) Program, Highway Bridge Program (HBP), Interstate Maintenance (IM), National Highway System (NHS), and Surface Transportation Program (STP). These workforce development activities cover surface transportation workers, including OJT/SS programs for women and minorities as authorized in 23 U.S.C. §140(b).

TrANS is an employment program originally established in 1995 in Southeastern Wisconsin. Currently TrANS has expanded to include TrANS program locations to serve contractors in Southeast (Milwaukee and surrounding counties), Southcentral (Dane County and surrounding counties including Rock County), and most Northeastern Wisconsin counties from locations in Keshena, Rhinelander and surrounding far Northern areas. TrANS attempts to meet contractor’s needs in other geographic locations as possible. It is an industry driven plan of services to address the outreach, preparation, placement and retention of women, minorities and non-minorities as laborers and apprentices in the highway skilled trades. These candidate preparation and contractor coordination services are provided by community based organizations. For a list of the TrANS Coordinators contact the Disadvantaged Business Enterprise Office at (414) 438-4583 in Milwaukee or (608) 266-6961 in Madison. These services are provided to you at no cost.

I. BASIC CONCEPTS

Training reimbursements to employing contractors for new placements, rehires or promotions to apprentice of TrANS Program graduates will be made as follows:

- 1) **On-the-Job Training, Item ASP.1T0G, ASP 1 Graduate.** At the rate of \$5.00 per hour on federal aid projects when TrANS graduates are initially hired, or seasonally rehired, as unskilled laborers or the equivalent.

Eligibility and Duration: To the employing contractor, for up to 2000 hours from the point of initial hire as a TrANS program placement.

Contract Goal: To maintain the intent of the Equal Employment Opportunity program, it is a goal that 9 (*number*) TrANS Graduate(s) be utilized on this contract.

- 2) **On-the-Job Training, Item ASP.1T0A, ASP 1 Apprentice.** At the rate of \$5.00 per hour on federal aid projects at the point when an employee who came out of the TrANS Program is subsequently entered into an apprenticeship contract in an underutilized skilled trade (this will include the Skilled Laborer Apprenticeship when that standard is implemented).

Eligibility and Duration: To the employing contractor, for the length of time the TrANS graduate is in apprentice status.

Contract Goal: To maintain the intent of the Equal Employment Opportunity program, it is a goal that 6 (number) TrANS Apprentice(s) be utilized on this contract.

- 3) The maximum duration of reimbursement is two years as a TrANS graduate plus time in apprentice status.
- 4) If a TrANS program is not available in the contractor's area and another training program is utilized, payment of On-the-Job Training hours may be approved by the Wisconsin Department of Transportation (WisDOT) if the training program meets the established acceptance criteria. Only On-the-Job Training Hours accumulated after WisDOT approval will be reimbursed as specified under Items ASP.1T0G and ASP.1T0A. For more information, contact the Disadvantaged Business Enterprise Office at the phone numbers listed above.
- 5) WisDOT reserves the right to deny payments under items ASP.1T0G and ASP.1T0A if the contractor either fails to provide training or there is evidence of a lack of good faith in meeting the requirements of this training special provision.

II. RATIONALE AND SPECIAL NOTE

The \$5.00 per hour now being paid for TrANS placements is intended to cover the duration of two years to allow for reaching entry-level laborer status. An additional incentive, the \$5.00 rate, would promote movement into the underutilized skilled trades' apprenticeships and applies until the individual completes their apprenticeship. These incentives benefit TrANS candidates by giving them a better opportunity to enter a skilled trade; benefits contractors who will be assisted in meeting their EEO profiles and goals; and benefits the public who will see the program reinforce larger public-private employment reform in Wisconsin. The pool of TrANS graduates was created for the purpose of addressing underutilization in the skilled trades, an objective that is further reinforced by a parallel retention pilot program, known as the Companywide Reporting. *Whether or not reimbursement is involved, the WisDOT reassures contractors who are in the Companywide Program that TrANS placements still contribute toward fulfilling the new hire goal of 50% women and minorities.* Based on data administered by United States Department of Labor (US DOL), the highway skilled trades remain underutilized for women statewide (less than 6.9%); and for minorities in all counties (% varies by county).

NOTE: *Unless using other advancement strategies, contractors are encouraged to use some or all of this monetary incentive to offset the cut in hourly wages an individual may incur when entering an apprenticeship if the full general laborer hourly rate has been previously paid. No special accounting measures are required.*

III. IMPLEMENTATION

The implementation of ASP 1 is intended to cover only the amount of time it takes for underutilization to be resolved across the trades. This will be measured annually at the county and/or state levels using data administered by WisDWD in relation to goals set by the USDOL-

OFCCP. With appropriate state and federal approvals, we may also do some measurement at the company level.

It is the contractor's responsibility to note on their Certified Payrolls if their employee is a TrANS graduate or a TrANS apprentice. The District EEO Coordinators utilize the information on the Certified Payrolls to track the hours accumulated by TrANS Graduates and TrANS apprentices on WisDOT contracts. Payment under this ASP 1 is made based on the hours recorded off of the Certified Payrolls. Tracking may eventually include improved linkages with the WisDWD apprentice database, information from company and committee level sources.

TrANS is nondiscriminatory by regulation, and is a tool for optional use by contractors to address the underutilization of women and minorities as laborers and apprentices in our industry's skilled trades.

IV. TRANS TRAINING

As part of the contractor's equal employment opportunity affirmative action program, training shall be provided to employees enrolled in apprenticeship and on-the-job training programs as follows:

The contractor shall provide on-the-job training aimed at developing full journey workers in the type of trade or job classifications involved. In the event the contractor subcontracts a portion of the contract work, the contractor shall determine how many, if any, of the trainees are to be trained by the subcontractor provided, however, that the contractor shall retain the primary responsibility for meeting the training requirements imposed by this special provision. The contractor shall also insure that this training special provision is made applicable to such subcontract.

Training and upgrading of minorities and women toward journey workers status is a primary objective of this training special provision. Accordingly, the contractor shall make every effort to enroll minority trainees and women (e.g., by conducting systematic and direct recruitment through public and private sources likely to yield minority trainees and women trainees); to the extent such persons are available within a reasonable area of recruitment. The contractor will be given an opportunity and will be responsible for demonstrating the steps that they have taken in pursuance thereof, prior to determination as to whether the contractor is in compliance with this training special provision. This training commitment is not intended, and shall not be used, to discriminate against any applicant for training, whether a member of a minority group or not.

No employee shall be employed as a trainee in any classification in which they have successfully completed a training course leading to journey workers status or in which they have been employed as a journey worker. The contractor should satisfy this requirement by including appropriate questions in the employee application or by other suitable means. Regardless of the method used, the contractor's records should document the findings in each case.

V. APPRENTICESHIP TRAINING

The Federal Highway Administration's (FHWA) policy is to require full use of all available training and skill improvement opportunities to assure increased participation of minority groups, disadvantaged persons and women in all phases of the highway construction industry. The FHWA On-the-Job Training (OJT) Program requires the State transportation agencies (STAs) to establish apprenticeships and training programs targeted to move women, minorities, and disadvantaged individuals into journey-level positions to ensure that a competent workforce is available to meet highway construction hiring needs, and to address the historical underrepresentation of members of these groups in highway construction skilled crafts.

The OJT Supportive Services (OJT/SS) Program was established in Title 23 Code of Federal Regulations (CFR), Part 230) to supplement the OJT program and support STA training programs by providing services to highway construction contractors and assistance to highway construction apprentices and trainees. The primary objectives of OJT/SS are:

- (1) To increase the overall effectiveness of the State highway agencies' approved training programs.
- (2) To seek other ways to increase the training opportunities for women, minorities, and disadvantaged individuals.

The STAs are responsible for establishing procedures, subject to the availability of Surface Transportation and Bridge Funds under 23 U.S.C. §140(b) (Nondiscrimination), for the provision of supportive services with respect to training programs approved under 23 CFR, Part 230(a) (Equal Employment Opportunity on Federal and Federal-aid Construction Contracts – including Supportive Services).

The contractor and subcontractor shall maintain records to demonstrate compliance with these apprenticeship requirements. Reasonable exemptions and modifications to and from any or all of these requirements will be determined by the Wisconsin Department of Transportation-Civil Rights Office. A request for an exemption or modification, with justification, shall be made in writing, addressed to WisDOT Civil Rights Office, 4802 Sheboygan Avenue, P.O. Box 7965, Rm. 451, Madison, WI 53707.

ADDITIONAL SPECIAL PROVISION 3

DISADVANTAGED BUSINESS ENTERPRISE (DBE) PROGRAM IMPLEMENTATION

Authority

Wisconsin Department of Transportation (WisDOT) is a recipient of funds from the US Department of Transportation's Federal Highway Administration. The DBE program is a federal program applicable on all contracts administered by WisDOT that include federal-aid highway funds. The authority for the DBE program is the Transportation Bill as approved by Congress periodically. DBE program guidance and requirements are outlined in the Code of Federal Regulations at 49 CFR Part 26. This contract is subject to DBE provisions because it is financed with federal-aid-highway funds. Additionally, this contract is subject to the *State of Wisconsin Standard Specifications for Highway and Structure Construction* and all applicable contract documents.

Requirements

Pursuant to the federal DBE program regulation at 49 CFR Part 26, a contractor's failure to comply with any provision of the DBE program regulatory provisions will be considered a material breach of contract. This is nonnegotiable.

If a contractor fails to carry out the DBE program requirements and/or the Required Contract Provisions for Federal Aid Contracts (FHWA 1273) referenced in this document, sanctions will be assessed depending upon the facts, reasoning, severity, and remedial efforts of the contractor that may include: termination of contract, withholding payment, assessment of monetary sanctions, and/or suspension/debarment proceedings that could result in the disqualification of the contractor from bidding for a designated period of time.

- (1) The Commitment to Subcontract to DBE (Form DT1506 or digital submittal), Attachments A, and Good Faith Effort Documentation (Form DT1202) will be submitted as described in Section 2.
- (2) Any change to DBE Commitments thereafter must follow modification of DBE subcontracting commitment as described in Section 9.
- (3) The Department requires this list of DBE subcontractors from all bidders at time of bid to ensure the lowest possible cost to taxpayers and fairness to other bidders and subcontractors. Bid shopping is prohibited.
- (4) The contractor must utilize the specific DBE firms listed in the approved DBE Commitment to perform the work and/or supply the materials for which the DBE firm is listed unless the contractor obtains written consent in advance from WisDOT. The contractor will not be entitled to payment for any work or materials on the approved DBE Commitment that is not performed or supplied by the listed DBE without WisDOT's written consent.

Description

The Wisconsin Department of Transportation is committed to the compliant administration of the DBE Program. The DBE provisions work in tandem with FHWA 1273 and WisDOT's *Standard Specifications for Highway and Structure Construction and Construction and Materials Manual*. The WisDOT Secretary is signatory to assurances of department-wide compliance.

The Department assigns the contract DBE goal as a percentage of work items that could be performed by certified DBE firms on the contract. The assigned DBE goal is expressed on the bid proposal as a percentage applicable to the total contract bid amount.

- (1) WisDOT identifies the assigned DBE goal in its contract advertisements and posts the contract DBE goal on the cover of the bidding proposal. The contractor can meet the assigned contract DBE goal by subcontracting work to a DBE firm or by procuring services or materials from a DBE firm.

- (2) Under the contract, the prime contractor should inform, advise, and develop participating DBE firms to be more knowledgeable contractors who are prepared to successfully complete their contractual agreement through the proactive provision of assistance in the following areas:
 - Produce accurate and complete quotes
 - Understand highway plans applicable to their work
 - Understand specifications and contract requirements applicable to their work
 - Understand contracting reporting requirements
- (3) The Department encourages contractors to assist DBE subcontractors more formally by participating in WisDOT's Business Development program as a mentor, coach, or resource. For comprehensive information on the Disadvantaged Business Enterprise Program, visit the Department's Civil Rights and Compliance Section website at: <http://wisconsindot.gov/Pages/doing-bus/civil-rights/dbe/default.aspx>

1. Definitions

Interpret these terms, used throughout this additional special provision, as follows:

- a. **Assigned DBE Contract Goal:** The percentage shown on the cover of the Highway Work Proposal that represents the feasible level of DBE participation for each contract. The goal is calculated using the Engineer's Estimate and DBE Interest Report. Goal assignment includes review of FHWA funds, analyzes bid items for subcontract opportunity and compatibility with DBE certified firm work codes. Additional factors considered include proximity, proportion, and regulations.
- b. **Bid Shopping:** In construction law, bid shopping is the practice of divulging a subcontractor's bid to another prospective contractor(s) before or after the award of a contract to secure a lower bid.
- c. **DBE:** Disadvantaged Business Enterprise – A for-profit small business concern where socially and economically disadvantaged individuals own at least a 51% interest and control management and daily business operations.
- d. **DBE Commitment:** The DBE Commitment is identified in the Commitment to Subcontract to DBE (Form DT1506) and is expressed as the amount of DBE participation the prime contractor has secured. The DT1506, a contract document completed by the bidder, is required to be considered a responsive bidder on an FHWA-funded contract that has an assigned DBE goal. The prime contractor will have the option to submit the DT1506 digitally, as an entry with the bid in Bid Express, or as an attachment to the bid.
- e. **DBE Utilization:** The actual participation of a DBE subcontractor on a project. WisDOT verifies DBE utilization through review of the DBE Commitment, payments to subcontractors, and contract documentation. The Prime Contractor receives DBE credit for payments made to the DBE firms performing the work listed on the approved DBE Commitment, and those submitted after approved commitment with Attachment A.
- f. **Good Faith Effort:** Legal term describing a diligent and honest effort taken by a reasonable person under the same set of facts or circumstances. For DBE subcontracting, the bidder must show that it took all necessary and reasonable steps to achieve the assigned DBE goal by the scope, intensity, and appropriateness of effort that could reasonably be expected for a contractor to obtain sufficient DBE participation.
- g. **Manufacturer:** A firm that operates or maintains a factory or establishment that produces, on the premises, the materials, supplies, articles, or equipment required under the contract.

- h. **Reasonable Price:** Contractors are expected to assess reasonable price by analyzing the contract scope for DBE subcontract feasibility and comparing common line items in DBE and non-DBE subcontract quotes for the same work. Per federal regulation, reasonable price is not necessarily the lowest price.
- i. **Supplier:** A firm that owns, operates, or maintains a store, warehouse, or other establishment in which the materials, supplies, articles, or equipment required under the contract are bought, kept in stock, and regularly sold or leased to the public.
- j. **Tied quote:** Subcontractor quote that groups multiple bid/line items at a bundled/package price with a notation that the items within the quote will not be separated.

2. WisDOT DBE Program Compliance

a. Documentation Submittal

- The Commitment to Subcontract to DBE (Form DT1506 or digital submittal) must be submitted at the time of bid (Tuesday) by all prime contractors.
- Attachments A OR quotes from all DBEs included in the Commitment must be submitted at bid (Tuesday) **OR**
- Within one-hour following bid submittal by ALL prime contractors via eSubmit (Tuesday).
- If only DBE quotes were submitted, all remaining signed Attachments A must be submitted within 24-hours of bid closing via eSubmit (Wednesday).
- If the assigned DBE contract goal is not met, Documentation of Good Faith Effort (Form DT1202) and supporting documentation must be submitted within 24-hours of bid closing (Wednesday) via eSubmit. [Instructions for eSubmit.](#)

****Bidders have the option of submitting the DBE Commitment at the time of bid via direct entry through Bid Express OR with attachment of Form DT1506 (Commitment to Subcontract to DBE). The DBE Commitment entered with bid is the digital form of the DT1506. Separate submission of Form DT1506 is not required if the DBE Commitment is entered in Bid Express. Form DT1202, if applicable, is no longer required to be submitted at time of bid; submit DT1202 within the 24-hour supplemental time frame following bid closing.**

The DBE Office will not certify Good Faith Effort and the Bureau of Project Development will consider the bid nonresponsive if the contractor fails to furnish the DBE Commitment (digitally entered into the bid OR Form DT1506 as an attachment), Attachments A, and Form DT1202 if applicable, as required. See sample forms in the Appendix.

b. Verification of DBE Commitment

The documentation related to DBE subcontract commitment submitted prior to contract award is evaluated as follows:

(1) DBE Goal Met

If the bidder indicates that the contract DBE goal is met, the Department will evaluate the DBE Commitment submitted with bid OR Form DT1506, and Attachments A to verify the actual DBE percentage calculation. If the DBE Commitment is verified, the contract is eligible for award with respect to the DBE Commitment.

(2) DBE Goal Not Met

- a) If the bidder indicates a bid percentage on the DBE Commitment that does not meet the assigned DBE contract goal, the bidder must request alternative evaluation of good faith effort through

- submission of Form DT1202 (Documentation of Good Faith Effort) within 24-hours of bid including narrative description. Supplementary documentation of good faith effort that supports the DT1202 submission is also due within 24-hours of bid submission and prior to bid posting. The Department will review the bidder's DBE Commitment and evaluate the bidder's good faith efforts submission.
- b) Following evaluation of the bidder's Good Faith Effort documentation the bidder will be notified that the Department intends to:
 - 1. *Approve* the request (adequate documentation of GFE has been submitted)- no conditions placed on the contract with respect to the DBE Commitment;
 - 2. *Deny* the request (inadequate documentation of GFE has been submitted)- the contract is viewed as non-responsive per Wisconsin Standard Specifications for Highway and Structure Construction and will not be executed.
 - c) If the Department denies the bidder's request, the contract is ineligible for award. The Department will provide a written explanation for denying the request to the bidder. The bidder may appeal the Department's denial (see Section 4).

Supplemental good faith effort documentation must be submitted through eSubmit (preferred) OR to the DBE Office by email at: DBE_Alert@dot.wi.gov. Email naming convention: "Project #, Proposal #, Let date, Business Name, GFE"

3. Department's Criteria for Good Faith Effort Documentation

The Federal-aid Construction Contract Provision, referenced as FHWA-1273, explicitly states that the prime contractor shall be responsible for all work performed on the contract by piecework, station work, or subcontract. The contractor shall take all necessary and reasonable steps to ensure nondiscrimination in the administration of the contract including assurances of equal employment opportunity laws, DBE regulations, and affirmative action. Compliance encompasses responsible and responsive action, documentation, and good faith effort.

Contractually, all contractors, subcontractors, and service providers on the contract are bound by FHWA 1273 and DBE program provisions. **Prime contractors should encourage subcontractors to utilize DBE firms whenever possible to contribute to the assigned DBE contract goal.**

Bidders are required to document good faith effort. Per 49 CFR Part 26.53, good faith effort is demonstrated in one of two ways. The bidder:

- (1) Documents that it has obtained enough DBE participation to meet the goal; OR
- (2) Documents that it made adequate good faith efforts to meet the goal, even though it did not succeed

Appendix A of 49 CFR Part 26 provides guidance concerning good faith efforts. WisDOT evaluates good faith effort on a contract basis just as each contract award is evaluated individually.

The efforts employed by the bidder should be those that WisDOT can reasonably expect a bidder to take to actively and aggressively obtain DBE participation sufficient to meet the DBE contract goal. The Department will only approve demonstration of good faith effort if the bidder documents the quality, quantity, and intensity of the variety of activities undertaken that are commensurate with expected efforts to meet the stated goal.

The Department, in conjunction with industry stakeholders, has developed the following guidance for contractor good faith effort activity. The guidance and the attached appendices provide a framework for the actions required by all parties in the processing and evaluation of bidder's total efforts to achieve the project specific DBE goal prior to the bid letting date.

a. Solicitation Guidance for Prime Contractors:

- (1) Document all efforts and decisions made toward achieving the DBE goal on the contract. The bidder should use WisDOT-approved DBE outreach tools, including the UCP DBE Directory and the Bid Express Small Business Network to foster DBE participation on all applicable contracts.
- (2) As needed, request assistance with DBE outreach and follow-up by contacting the Department's DBE Support Services Office by phone or email request at least 14 days prior to the bid letting date. Phone numbers are (414) 438-4584 and/or (608) 267-3849; Fax: (414) 438-5392; E-mail: DBE_Alert@dot.wi.gov
- (3) Participate in and document a substantive conversation with at least one DBE firm per Let, to discuss questions, concerns, and any other contract related matters that may be applicable to the DBE firm. Guidelines for this conversation are provided in Appendix A of ASP-3.
- (4) Request quotes by identifying potential items to subcontract and solicit. In their initial contacts, contractors are strongly encouraged to include a single page, detailed list of items for which they are accepting quotes, by project, within a letting. *See attached sample entitled "Sample Contractor Solicitation Letter" in Appendix B.* Prime contractors should also indicate a willingness to accept quotes in areas they are planning to perform themselves, as required by federal rules. In some cases, it might be appropriate to use DBE firms to do work in a prime contractor's area of specialization.
 - i. Solicit quotes from certified DBE firms who match possible items to subcontract using all reasonable and available means. Additionally, forward copies of solicitations highlighting the work areas for which quotes are being sought to DBE_Alert@dot.wi.gov
 - ii. Acceptable outreach tools include SBN (Small Business Network, see Appendix C): <https://www.bidx.com/wi/main>, postal mail, email, fax, and phone.
 - a. Contractors must ask DBE firms for a response in their solicitations. *See Sample Contractor Solicitation Letter*, Appendix B. This letter may be included as an attachment to the sub-quote request.
 - b. Solicit quotes at least 10 calendar days prior to the letting date to allow DBE firms sufficient time to respond. Prime contractors should contact DBE firms early, asking if they need help organizing their quote, assistance confirming equipment needs, or other assistance supporting their submission of a competitive quote for their services.
 - c. A follow up solicitation should take place within 5 calendar days of the letting date. Email and/or SBN are the preferred method for the solicitation.
 - iii. Upon request, provide interested DBE firms with adequate information about plans, specifications, and the requirements of the contract by letter, information session, email, phone call, and/or referral.
 - iv. When potential exists, the contractor should advise interested DBE firms on how to obtain bonding, line of credit, or insurance if requested.
 - v. Document DBE firm's interest in quoting by taking appropriate steps to follow up initial solicitation with:
 - a. Email to all prospective DBE firms in relevant work areas
 - b. Phone call log to DBE firms who express interest via written response or call
 - c. Fax/letter confirmation
 - d. Signed copy of record of subcontractor outreach effort

b. Guidance for Evaluating DBE quotes

- (1) Quote evaluation practices required to evaluate DBE quotes:
 - i. Reasonable Price: Contractors are expected to assess reasonable price by analyzing the contract scope for DBE subcontract feasibility and comparing common line items in DBE and non-DBE subcontract quotes for the same work. Per federal regulation, reasonable price is not necessarily the lowest price. See 49 CFR Part 26, Appendix A. IV.D(2).
- (2) Documentation submitted by the prime of the following evaluation is required to evaluate DBE quotes by contractors:

- i. Evaluation of DBE firm's ability to perform "possible items to subcontract" using legitimate reasons, including but not limited to, **a discussion** between the prime and DBE firm regarding its capabilities prior to the bid letting. If lack of capacity is the reason for not utilizing the DBE firm's quote, the prime is required to contact the DBE by phone and email regarding their ability to perform the work indicated in the UCP directory listed as their work area by NAICS code. Only the work area indicated by the NAICS code(s) listed in the UCP directory can be counted toward DBE credit. Documentation of the conversation is required.
 - a In striving to meet an assigned DBE contract goal, contractors are expected to use DBE quotes that are responsive and reasonable. This includes DBE quotes that are not the low quote.
 - b Additional evaluation - Evaluation of DBE quotes with tied bid items. Typically, this type of quoting represents a cost saving but is not clearly stated as a discount. Tied quotes are usually presented as an 'all or none' quote. When non-DBE subcontractors submit tied bid items in their quotes, the DBE firm's quote may not appear competitive. In such a case, the following steps are taken in comparing the relevant quotes. These are qualitative examples:
 - i Compare bid items common to both quotes, noting the reasonableness in the price comparison.
 - ii Review quotes from other firms for the bid items not quoted by the DBE firm to see if combining both can provide the same competitive advantage that the tied bid items offered.

See Appendix D – *Good Faith Effort Evaluation Measures* and Appendix E - *Good Faith Effort Best Practices*.

- c. **Requesting Good Faith Effort Evaluation** At the time of bid- if the DBE goal is not met in full, the prime contractor must indicate they will file form DT1202- Documentation of Good Faith Effort within 24-hours of bid submission. Supplementary documentation of good faith effort that supports the DT1202 submission is also due within 24-hours of bid submission and prior to bid posting. Supporting documentation for the DT1202 is to include the following:
 - (1) Solicitation Documentation: The names, addresses, email addresses, and telephone numbers of DBE firms contacted along with the dates of both initial and follow-up contact; electronic copies of all written solicitations to DBE firms. A printed copy of SBN solicitation is acceptable.
 - (2) Selected Work Items Documentation: Identify economically feasible work units to be performed by DBEs to include activities such as: list of work items to be performed; breaking up of large work items into smaller tasks or quantities; flexible time frames for performance and delivery schedules.
 - (3) Documentation of Project Information provided to interested DBEs: A description of information provided to the DBE firms regarding the plans, specifications, and estimated quantities for portions of the work to be performed by that DBE firm.
 - (4) Documentation of Negotiation with Interested DBEs: Provide sufficient evidence to demonstrate that good faith negotiations took place. Merely sending out solicitations requesting bids from DBEs does not constitute sufficient good faith efforts.
 - (5) Documentation of Sound Reasoning for Rejecting DBEs and copies of each quote received from a DBE firm and, if rejected, copies of quotes from non-DBEs for same items.
 - (6) Documentation of Assistance to Interested DBEs- Bonding, Credit, Insurance, Equipment, Supplies/Materials
 - (7) Documentation of outreach to Minority, Women, and Community Organizations and other DBE Business Development Support: Contact organizations and agencies for assistance in contacting, recruiting, and providing support to DBE subcontractors, suppliers, manufacturers, and truckers at least 14 days before bid opening. Participate in or host activities such as networking events, mentor-protégé programs, small business development workshops, and others consistent with DBE support.

Naming conventions: eSubmit (preferred) follow instructions OR when emailing files, use the following language to identify your submission- "Project #, Proposal #, Let date, Business Name, GFE" Email: DBE_Alert@dot.wi.gov

If the Good Faith Effort documentation is deemed adequate, the request will be approved and the DBE office will promptly notify the Prime Contractor and Bureau of Project Development.

If the DBE Office denies the request, the Prime Contractor will receive written correspondence outlining the reasons. The Department encourages the Prime Contractor to communicate with DBE staff to clarify any questions related to meeting goals and/or contractor demonstration of good faith efforts.

If the contract is awarded, the Prime Contractor must obtain written consent from the DBE Office to change or replace any DBE firm listed on the approved DBE Commitment. No contractor, prime or subsequent tier, shall be paid for completing work assigned to a DBE subcontractor on an approved DBE Commitment unless WisDOT has granted permission for the reduction, replacement, or termination of the assigned DBE in writing. If a prime contractor or a subcontractor on any tier uses its own forces to perform work assigned to a DBE on an approved DBE Commitment, **they will not be paid for the work**. Any changes to DBE Commitment after the approval of the DBE Commitment must be reviewed and approved by the DBE Office prior to the change (see Section 9).

4. Bidder's Documentation of Good Faith Effort Evaluation Request Appeal Process

A bidder can appeal the Department's decision to deny the bidder's demonstration of Good Faith Effort through Administrative Reconsideration. The bidder must provide a written justification refuting the specific reasons for denial as stated in the Department's denial notice. The bidder may meet in person with the Department if so requested. Failure to appeal within 5 business days after receiving the Department's written notice denying the request constitutes a forfeiture of the bidder's right of appeal. Receipt of appeal is confirmed by email date stamp or certified mail signed by WisDOT staff. A contract will not be executed without documentation that the DBE provisions have been fulfilled.

The Department will appoint a representative who did not participate in the original good faith effort determination, to assess the bidder's appeal. The Department will issue a written decision within 5 business days after the bidder presents all written and oral information. In that written decision, the Department will explain the basis for finding that the bidder did or did not demonstrate an adequate good faith effort to meet the contract DBE goal. The Department's decision is final.

5. Determining DBE Eligibility

Directory of DBE firms

- a. The only resource for DBE firms certified in the State of Wisconsin is the Wisconsin Unified Certification Program (UCP) DBE Directory. WisDOT maintains a current list of certified DBE firms at: <http://wisconsindot.gov/Documents/doing-bus/civil-rights/dbe/dbe-ucp-directory.xlsx>
- b. The DBE Program office is available to assist with contracting DBE firms:(608) 267-3849.
- c. DBE firms are certified based on various factors including the federal standards from the Small Business Administration that assigns a North American Industrial Classification (NAICS) Codes. DBE firms are only eligible for credit when performing work in their assigned NAICS code(s). If a DBE subcontractor performs work that is not with its assigned NAICS code, the prime contractor should contact the DBE Office to inquire about compatibility with the Business Development Program.

6. Counting DBE Participation

Assessing DBE Work

The Department will only count the DBE usage towards the contract DBE goal if the DBE firm is certified as a DBE by one of the UCP agencies. The Department only counts the value of the work a DBE actually performs towards the DBE goal. The Department assesses the DBE work as follows:

- a. The Department counts work performed by the DBE firm's own resources. The Department includes the cost of materials and supplies the DBE firm obtains for the work. The Department also includes the cost of equipment the DBE firm leases for the work. The Department will not include the cost of materials, supplies, or equipment the DBE firm purchases or leases from the prime contractor or its affiliate, with the exception of non-project specific leases the DBE has in place before the work is advertised.
- b. The Department counts fees and commissions the DBE subcontractor charges for providing bona fide professional, technical, consultant, or managerial services. The Department also counts fees and commissions the DBE charges for providing bonds or insurance. The Department will only count costs the program engineer deems reasonable based on experience or prevailing market rates.
- c. If a DBE firm subcontracts work, the Department counts the value of the work subcontracted to a DBE subcontractor.
- d. The contractor will maintain records and may be required to furnish periodic reports documenting its performance under this item.
- e. It is the Prime Contractor's responsibility to determine whether the work that is committed and/or contracted to a DBE firm can be counted for DBE credit by referencing the work type and NAICS code listed for the DBE firm on the Wisconsin UCP DBE Directory.
- f. It is the Prime Contractor's responsibility to assess the DBE firm's ability to perform the work for which it is committing/contracting the DBE to do. Note that the Department encourages the Prime Contractor to assist and develop DBE firms to become fully knowledgeable contractors to successfully perform on its contracts.
- g. The Prime Contractor will inform the DBE office via email of all DBE subcontractors added to the project following execution of the contract. The Prime Contractor may omit submission of another form DT1506, but must submit signed Attachment A forms for additional DBE firms.
- h. See Section 7 for DBE credit evaluation for Trucking and Section 8 for DBE credit evaluation for Manufacturers, Suppliers, and Brokers

Naming conventions: When emailing files, please use the following language to identify your submission-
"Project #, Proposal #, Let date, Business Name, Attachment A" Email: DBE_Alert@dot.wi.gov

*Note: A sublet request is required for DBE work, regardless of subcontract tier, and also for reporting materials or supplies furnished by a DBE.

- Sublet Requests via form DT1925 or WS1925 are required for 1st Tier DBEs
- For all 2nd Tier and below notification of DBE sublet is indicated by the contractor entering them in CRCS

7. Credit Evaluation for Trucking

All bidders are expected to adhere to the Department's current trucking policy posted on the HCCI website at: <http://wisconsindot.gov/Documents/doing-bus/civil-rights/dbe/trucking-utilization-policy.pdf>

The prime contractor is responsible for ensuring that all subcontractors including trucking firms, receive Form FHWA 1273: <https://www.fhwa.dot.gov/programadmin/contracts/1273/1273.pdf>

See Section 8 for Broker credit.

8. Credit Evaluation for Manufacturers, Suppliers, Brokers

The Department will calculate the amount of DBE credit awarded to a prime using a DBE firm for the provisions of materials and supplies on a contract-by-contract basis. The Department will count the material and supplies that a DBE firm provides under the contract for DBE credit based on whether the DBE firm is a manufacturer, supplier, or broker. Generally, DBE credit is determined through evaluation of the DBE owner's role, responsibility, and contribution to the transaction. Maximum DBE credit is awarded when the DBE firm manufactures materials or supplies. DBE credit decreases when the DBE firm solely supplies materials, and minimal credit is allotted when the DBE firm's role is administrative or transactional. It is the bidder's responsibility to confirm that the DBE firm is considered a supplier or a manufacturer before listing them on Commitment to Subcontract to DBE form DT1506 or DBE Commitment submitted with the bid.

a. Manufacturers

- (1) A manufacturer is a firm that operates or maintains a factory or establishment that produces, on the premises, the materials, supplies, articles, or equipment required under the contract and of the general character described by the specifications.
- (2) If the materials or supplies are obtained from a DBE manufacturer, **100%** percent of the cost of the materials or supplies counts toward DBE goals.

b. Regular Dealers of Material and/or Supplies

- (1) Supplies purchased in bulk from DBE firms at the beginning of the season may be credited to current contracts if submitted with appropriate documentation to the DBE office.
- (2) A regular dealer is a firm that owns, operates, or maintains a store, warehouse, or other establishment in which the materials, supplies, articles or equipment of the general character described by the specifications and required under the contract are bought, kept in stock, and regularly sold or leased to the public in the usual course of business.
- (3) If the materials or supplies are purchased from a DBE regular dealer, count **60%** percent of the cost of the materials or supplies toward DBE goals.
- (4) At a minimum, a regular dealer must meet the following criteria to be counted for DBE credit:
 - i. The DBE firm must be an established, regular business that engages, as its principal business and under its own name, in the purchase and sale or lease of the products in question.
 - ii. The DBE firm must both own and operate distribution equipment for the product--bulk items such as petroleum products, steel, cement, gravel, stone, or asphalt. If some of the distribution equipment is leased, the lease agreement must accompany the DBE Commitment form for evaluation of the dealer's control before the DBE office approves the DBE credit.
- (5) When DBE suppliers are contracted, additional documentation must accompany the DBE Commitment and Attachment A forms. An invoice or bill-of-sale that includes names of the bidder and the DBE supplier, along with documentation of the calculations used as the basis for the purchase agreement, subcontract, or invoice. WisDOT recognizes that the amount on the Attachment A form may be more or less than the amount on the invoice per b.(1) above.

- i. The bidder should respond to the following questions and include with submission of form DT1506 or the DBE Commitment entered with bid:
 - a. What is the product or material?
 - b. Is this item in the prime's inventory or was the item purchased when contract was awarded?
 - c. Which contract line items were referenced to develop this quote?
 - d. What is the amount of material or product used on the project?

c. Brokers, Transaction Expeditors, Packagers, Manufacturers' Representatives

- (1) No portion of the cost of the materials, supplies, services themselves will count for DBE credit. However, WisDOT will evaluate the fees or commissions charged when a prime purchases materials, supplies, or services from a DBE certified firm which is neither a manufacturer nor a regular dealer, namely: brokers, packagers, manufacturers' representatives, or other persons who arrange or expedite transactions.
- (2) Brokerage fees are calculated as **10%** of the purchase amount.
- (3) WisDOT may count the amount of fees or commissions charged for assistance in the procurement of the materials and supplies, fees, or transportation charges for the delivery of materials or supplies required on a job site.
- (4) Evaluation of DBE credit includes review of the contract need for the item/service, the sub-contract or invoice for the item/service, and a comparison of the fees customarily allowed for similar services to determine whether they are reasonable.

9. DBE Commitment Modification Policy (Formerly "DBE Replacement Policy")

a. Issuing a Contract Change Order

Any changes or modifications to the contract once executed are considered contract modifications and as such require a change order. In addition, the DBE office must provide consent for reduction, termination, or replacement of subcontractors approved on the DBE Commitment *in advance* of the modification for the prime contractor to receive payment for work or supplies. Additions to the DBE Commitment do not require advance notification of the DBE office. (see below e. DBE Utilization beyond the approved DBE Commitment)

b. Contractor Considerations

- (1) A prime contractor cannot modify the DBE Commitment through reduction in participation, termination, or replacement of a DBE subcontractor listed on the approved DBE Commitment without prior written consent from the DBE Office. This includes, but is not limited to, instances in which a prime contractor seeks to perform work originally designated for a DBE subcontractor with its own forces or those of an affiliate, a non-DBE firm, or with another DBE firm.
- (2) If a prime contractor reduces participation, replaces, or terminates a DBE subcontractor who has been approved for DBE credit toward its contract, the prime is required to provide documentation supporting its inability to fulfill the contractual commitment made to the Department regarding the DBE utilization.
- (3) The Prime Contractor is required to demonstrate efforts to find another DBE subcontractor to perform at least the same amount of work under the contract as the DBE subcontractor that was terminated, to the extent needed to meet the assigned DBE contract goal. When additional opportunity is available by contract modifications, the Prime Contractor must utilize DBE subcontractors that were committed to equal work items, in the original contract.
- (4) In circumstances when a DBE subcontractor fails to complete its work on the contract for any reason, or is terminated from a contract, the Prime Contractor must undertake efforts to maintain its commitment to the assigned DBE goal.
- (5) The DBE subcontractor should communicate with the Prime Contractor regarding its schedule and capacity in the context of the contract. If the DBE firm anticipates that it cannot fulfill its subcontract, they will advise the Prime Contractor and suggest a DBE subcontractor that may replace their services and provide written consent to be released from its subcontract.

- i. Before the Prime Contractor can request modification to the approved DBE Commitment, the Prime Contractor must:
 - a. Make every effort to fulfill the DBE Commitment by working with the listed DBE subcontractor to ensure that the firm is fully knowledgeable of the Prime Contractor's expectations for successful performance on the contract. Document these efforts in writing.
 - b. If those efforts fail, provide written notice to the DBE subcontractor of the Prime Contractor's intent to request to modify the Commitment through reduction in participation, termination, and/or replacement of the subcontractor including the reason(s) for pursuing this action.
 - c. Copy the DBE Office on all correspondence related to changing a DBE subcontractor who has been approved for DBE credit on a contract, including preparation and coordination efforts.
 - d. Clearly state the amount of time the DBE firm has to remedy and/or respond to the notice of intent to replace/terminate. The DBE must be allowed five days from the date notice was received as indicated by email time stamp or signed certified mail, to respond, in writing. EXCEPTION: The Prime Contractor must provide a verifiable reason for a response period shorter than five days. For example, a WisDOT project engineer or project manager confirms that WisDOT has eliminated an item the DBE subcontractor was contracted for.
 - e. The DBE subcontractor must acknowledge the contract modification with written response to the Prime Contractor and the DBE Office. If objecting to the subcontract modification, the DBE subcontractor must outline the basis for objection to the proposed modification, providing sound reasoning for WisDOT to reject the prime's request.

c. Request to Modify DBE Subcontracting Commitment

The written request referenced above may be delivered by email or fax. The request must contain the following:

1. Project ID number
2. WisDOT Contract Project Engineer's name and contact information
3. DBE subcontractor name and work type and/or NAICS code
4. Contract's progress schedule
5. Reason(s) for requesting that the DBE subcontractor be replaced or terminated
6. Attach/include all communication with the DBE subcontractor to deploy/address/resolve work completion

Naming conventions: When emailing files, please use the following language to identify your submission- "Project #, Proposal #, Let date, Business Name, MODIFICATION" Email: DBE_Alert@dot.wi.gov + Project Engineer

WisDOT will review the request and any supporting documentation submitted to evaluate if the circumstance and the reasons constitute good cause for replacing or terminating the approved DBE subcontractor.

Good Causes to Replace a DBE subcontractor according to the federal DBE program guidelines {49 CFR part 26.53}

- The listed DBE subcontractor fails or refuses to execute a written contract
- The listed DBE subcontractor fails or refuses to perform the work of its subcontract in a way consistent with normal industry standards. Provided, however, that good cause does not exist if the failure or refusal of the DBE subcontractor to perform its work on the subcontract results from the bad faith or discriminatory action of the prime contractor
- The listed DBE subcontractor fails or refuses to meet the prime contractor's reasonable, nondiscriminatory bond requirements
- The listed DBE subcontractor becomes bankrupt, insolvent, or exhibits credit unworthiness
- The listed DBE subcontractor is ineligible to work on public works projects because of suspension and debarment proceedings pursuant 2 CFR Parts 180, 215, and 1,200 or applicable state law
- The prime has determined that the listed DBE subcontractor is not a responsible contractor

- The listed DBE subcontractor voluntarily withdraws from the project and provides written notice of its withdrawal
- The listed DBE subcontractor is ineligible to receive DBE credit for the type of work required
- A DBE firm owner dies or becomes disabled with the result that the listed DBE subcontractor is unable to complete its work on the contract

d. Evaluation and Response to the Request

WisDOT's timely response to the Prime Contractor's request for modification of the approved DBE Commitment will be provided to the prime and the WisDOT project engineer via email.

If WisDOT determines that the Prime Contractor's basis for reduction in participation, replacement, or termination of the DBE subcontractor is not consistent with the good cause guidelines, the DBE office will provide a response via email within 48-hours of receipt of request from the Prime Contractor as indicated by email time stamp. The communication will include: the requirement to utilize the committed DBE, actions to support the completion of the contractual commitment, a list of available WisDOT support services, and administrative remedies, including withholding payment to the prime, that may be invoked for failure to comply with federal DBE guidelines for DBE replacement.

The WisDOT contact for all actions related to modification of the approved DBE Commitment is the DBE Program Engineer who can be reached at DBE_Alert@dot.wi.gov or (414) 335-0413.

e. DBE Utilization beyond the approved DBE Commitment

When the prime or a subcontractor increases the scope of work for an approved DBE subcontractor or adds a DBE subcontractor who was not on the approved form DT1506 or DBE Commitment submitted with bid at any time after contract execution, this is referred to as voluntary DBE contract goal achievement. The contractor must follow these steps to ensure that the participation is accurately credited toward the DBE goal:

- (1) Forward a complete, signed Attachment A form to the DBE Office. A complete Attachment A includes DBE subcontractor contact information, signatures, subcontract value, and description of the work areas to be performed by the DBE. The DBE Office will verify the DBE participation and revise the DBE Commitment based on the email/discussion and the new Attachment A.
- (2) When adding to an existing DBE Commitment, submit a new Attachment A to the DBE Alert mailbox
- (3) OR Submit a final Attachment A to DBE Alert during the Finals Process when Compliance receives notice of "Substantially Complete"
 Naming conventions: When emailing files, please use the following language to identify your submission- "Project #, Proposal #, Let date, Business Name, New Attachment A" Email: DBE_Alert@dot.wi.gov

Special note on trucking

- DBE truckers added to the sublets in CRCS *will* be approved without DBE credit (You will see a "N" in CRCS instead of "Y")
- Prime Contractors may enter a "place holder" e.g. \$1000.00, for DBE Trucking in CRCS if the full amount of trucking is unknown for sublet purposes only
- The hiring contractor may obtain the Attachment A with DBE signature included but the **Prime Contractor** must sign the Attachment A before submitting

10. Commercially Useful Function

- a. Commercially Useful Function (CUF) is evaluated after the contract has been executed, while the DBE certified firm is performing contracted work items.
- b. The Department uses Form DT1011, DBE Commercially Useful Function Review and Certification to evaluate if the DBE is performing a commercially useful function. WisDOT counts expenditures of a DBE toward the DBE goal only if the DBE is performing a commercially useful function on that contract.
- c. A DBE firm is performing a commercially useful function if the following conditions are met:
 - (1) For contract work, the DBE is responsible for executing a distinct portion of the work and is carrying out its responsibilities by actually performing, managing, and supervising that work.
 - (2) For materials and supplies, the DBE is responsible for negotiating price, determining quality and quantity, ordering, and paying for those materials and supplies.

11. Credit Evaluation for DBE Primes

WisDOT calculates DBE credit based on the amount and type of work performed by DBE certified firms for work submitted with required documentation. If the prime contractor is a DBE certified firm, the Department will only count the work that the DBE prime performs with its own forces for DBE neutral credit. The Department will also calculate DBE credit for work performed by any other DBE certified subcontractor, DBE certified supplier, and DBE certified manufacturer on the contract in each firm's approved NAICS code/work areas that are submitted with required documentation. Crediting for manufacturers and suppliers is calculated consistent with Section 8 of this document and 49 CFR Part 26.

12. Joint Venture

If a DBE performs as a participant in a joint venture, the Department will only count the portion of the total dollar value of the contract equal to the portion of the work that the DBE performs with its own forces, for DBE credit.

13. Mentor-Protégé

- a. If a DBE performs as a participant in a mentor-protégé agreement, the Department will credit the portion of the work performed by the DBE protégé firm.
- b. DBE credit is evaluated and confirmed by the DBE Office for any contracts on which the mentor-protégé team identifies itself to the DBE Office as a current participant of the Mentor-Protégé Program.
- c. Refer to WisDOT's Mentor-Protégé guidelines for guidance on the number of contracts and amount of DBE credit allowed on WisDOT projects.

14. Use of Joint Checks

The use of joint checks is allowable if it is a commonly recognized business practice in the material industry. A joint check is defined as a two-party check between a DBE subcontractor, a prime contractor, and the regular dealer or materials supplier who is neither the prime nor an affiliate of the prime. Typically, the prime contractor issues one check as payor to the DBE subcontractor and to the supplier jointly (to guarantee payment to the supplier) as payment for the material/supplies used by the DBE firm in cases where the DBE subcontractor and materials have been approved for DBE credit. The DBE subcontractor gains the opportunity to establish a direct

contracting relationship with the supplier to potentially facilitate a business rapport that results in a line of credit or increased partnering opportunities.

The cost of material and supplies purchased by the DBE firm is part of the value of work performed by the DBE to be counted toward the goal. To receive credit, the DBE firm must be responsible for negotiating price, determining quality and quantity, ordering the materials, and installing (where applicable) and "paying for the material itself." See 49 CFR 26.55(c)(1).

The approval to use joint checks constitutes a commitment to provide further information to WisDOT, upon request by staff. WisDOT will allow the use of joint checks when the following conditions are met:

- a.** The Prime Contractor must request permission to use joint checks from the DBE Office by submitting the Application to Use Joint Checks.
 - (1) Request should be made when the DBE Commitment or the Request to Sublet is submitted; the request will not be considered if submitted after the DBE Subcontractor starts its work.
 - (2) Approval/Permission must be granted prior to the issuance of any joint checks.
 - (3) The payment schedule for the supplier must be presented to the DBE office before the first check is issued.
 - (4) The joint check for supplies must be strictly for the cost of approved supplies.
- b.** The DBE subcontractor is responsible for furnishing and/or installing the material/work item and is not an 'extra participant' in the transaction. The DBE firm's role in the transaction cannot be limited solely to signing the check(s) to release payment to the material supplier. At a minimum, the DBE subcontractor's tasks should include the following:
 - (1) The DBE subcontractor (not the prime/payor) negotiates the quantities, price, and delivery of materials.
 - (2) The DBE subcontractor consents to sign/release the check to the supplier by signing the Application to Use Joint Checks after establishing the conditions and documentation of payment within the subcontract terms or in a separate written document.
- c.** The Prime contractor/payor acts solely as a guarantor.
 - (1) The Prime Contractor agrees to furnish the check used for the payment of materials/supplies under the contract.
 - (2) The prime contractor/payor cannot require the subcontractor to use a specific supplier or the prime contractor's negotiated unit price.

15. Payment

Costs for conforming to this Additional Special Provision (ASP) and any associated DBE requirements are incidental to the contract.

Appendix A

Substantive Conversation Guidelines

The substantive conversation is critical to all bidders' demonstration of good faith effort to meet the DBE goal prior to bid opening. Relationship building between primes and subcontractors is crucial to DBE goal attainment. Responsible bidders seek to build rapport with potential DBE subcontractors to understand capacity, areas of expertise, and assess contracting feasibility. Bidders who compete for WisDOT contracts are specialty contractors responding to a growing and changing contract environment. Just as these specialists are responsible for care of the roads, they are likewise responsible for contributing to the health of the industry. The substantive conversation drives collaboration that will build industry health and capacity. The following is intended to provide guidance for such discussions but is not an exhaustive list. Contractors are encouraged to incorporate their existing strategies for cultivating business relationships as well.

Prior to Bid Opening- this discussion should happen as early as possible (WisDOT advertisements are released 5 weeks prior to each Let)

- Determine DBE subcontractor's interest in quoting
- If response indicates inexperience with quoting- offer support/assistance to the DBE in understanding the industry including fundamentals a subcontractor needs to know, required reading and/or resources.
- Assess their interest and experience in the road construction industry by asking questions such as:
 1. Have you competed for other WisDOT contracts? Ratio of competed/to wins
 2. Have you performed on any transportation industry contracts (locally or with other states)?
 3. What the largest contract you've completed?
 4. Have you worked in the industry: apprentice, journeyman, safety, inspection etc.?
 5. Does this project fit into your schedule? Are you working on any contracts now?
 6. Have you reviewed a copy of the plans? Are you comfortable performing within the scope and quantity considerations of this contract?
 7. What region do you work in? Home base?
 8. Which line items are you considering?
 9. Have you read/are you familiar with WisDOT Standard Specifications? Construction Material Manual?
 10. Do you understand where your work fits in the project schedule, project phases?

Following Bid Opening- this discussion can happen at any time

1. After reviewing their quote, note the following in your discussion:
 - Does the quote look complete? Irregular?
 - Are there errors in the quote? Are items very high or very low?
 - In general, does the quote look competitive?
2. Questions and Advice for the bidder to share with the potential DBE subcontractor:
 - What line items would typically be in a competitive quote for a subcontractor of their specialty?
 - How many employees and what is their role/experience/expertise in your firm?
 - Do you have resources for labor (union member, family-based, community-resourced) and capital (banking relationship, bond agent, CPA)?
 - Where have you worked: cities, states, government, commercial, residential/private sector, etc. Explain similarities or differences.
 - Refer them to reliable, trusted, industry resources that can educate or connect them to relevant resources, education/certification resources, more appropriate contract opportunities.
 - Discussion about prime contract and subcontract liability, critical path items, contract quantities, schedule risks, and potential profit/loss (for upcoming known projects or in general).
 - Discussion of bonding, insurance, and overall business risk considerations.

APPENDIX B
Sample Contractor Solicitation Letter Page 1
This sample is provided as a guide not a requirement

GFESAMPLE MEMORANDUM

TO: DBE FIRMS
FROM: POTENTIAL PRIME CONTRACTOR OR MAJOR SUBCONTRACTOR
SUBJECT: **REQUEST FOR DBE QUOTES**
LET DATE & TIME
DATE: MONTH DAY YEAR
CC: DBE OFFICE ENGINEER

Our company is considering bidding on the projects indicated on the next page, as a prime and/or a subcontractor for the Wisconsin Department of Transportation **Month- date -year** Letting. Page 2 lists the projects and work items that we may subcontract for this letting. We are interested in obtaining subcontractor quotes for these projects and work categories. Also note that we are willing to accept quotes in areas we may be planning to perform ourselves as required by federal rules.

Please review page 2, respond whether you plan to quote, highlight the projects and work items you are interested in performing and return it via fax or email within 3 days. Plans, specifications and addenda are available through WisDOT at the DBE Support Services office or at the Highway Construction Contract Information (HCCI) site at <http://roadwaystandards.dot.wi.gov/hcci/>

Your quote should include all of the costs required to complete the items you propose to perform including labor, equipment, material, and related bonding or insurance. The quote should note items that you are DBE certified to perform, tied items, and any special terms. Page 2, with the indicated projects and items you plan to quote, should be used as a cover sheet for your quote.

Please make every effort to have your quotes into our office by **time deadline** the prior to the letting date. **Make sure the correct letting date, project ID and proposal number, unit price and extension are included in your quote.** We prefer quotes be sent via SBN but **prime's alternatives** are acceptable. Our office hours are **include hours and days**.

Please call our office as soon as possible prior to the letting if you need information/clarification to prepare your quote at **contact number**.

If you wish to discuss or evaluate your quote in more detail, contact us after the contract is awarded. Status of the contract can be checked at WisDOT's HCCI site at <http://roadwaystandards.dot.wi.gov/hcci/>
All questions should be directed to:

Project Manager, John Doe, Phone:
(000) 123-4567
Email: Joe@joetheplumber.com
Fax: (000) 123- 4657

Sample Contractor Solicitation Letter Page 2
This sample is provided as a guide not a requirement
 REQUEST FOR QUOTE

Prime's Name: _____
Letting Date: _____
Project ID: _____

Please check all that apply

- ☐ Yes, we will be quoting on the projects and items listed below
☐ No, we are not interested in quoting on the letting or its items referenced below
☐ Please take our name off your monthly DBE contact list
☐ We have questions about quoting this letting. Please have someone contact me at this number

Prime Contractor 's Contact Person:

DBE Contractor Contact Person:

Phone: _____

Phone: _____

Fax: _____

Fax: _____

Email: _____

Email: _____

Please circle the jobs and items you will be quoting below

Proposal No.	1	2	3	4	5	6	7
County							

WORK DESCRIPTION:

Clearing and Grubbing	X		X	X		X	X
Dump Truck Hauling	X		X	X		X	X
Curb & Gutter/Sidewalk, Etc.	X		X	X		X	X
Erosion Control Items	X		X	X		X	X
Signs and Posts/Markers	X		X	X		X	X
Traffic Control		X	X	X		X	X
Electrical Work/Traffic Signals		X	X	X		X	
Pavement Marking		X	X	X	X	X	X
Sawing Pavement		X	X	X	X	X	X
QMP, Base	X	X		X	X	X	X
Pipe Underdrain	X			X			
Beam Guard				X	X	X	X
Concrete Staining							X
Trees/Shrubs	X						X

Again please make every effort to have your quotes into our office by time deadline prior to the letting date.

We prefer quotes be sent via SBN but prime's preferred alternatives are acceptable.

If there are further questions please direct them to the prime contractor's contact person at phone number.

Appendix C

Small Business Network (SBN) Overview

The Small Business Network is a part of the Bid Express® service that was created to ensure that prime bidders have a centralized online location to find subs - including small and disadvantaged business enterprises (DBEs). It is available for prime bidders to use as part of their Basic Service subscription. Within the Small Business Network, **Prime Contractors** can:

1. Easily select proposals, work types and items:
 - a. After adding applicable work types, select items that you wish to quote. Enter the sub-quote quantities and add comments, if desired. Adding or removing items and work types can be done quickly. If needed, you can save the sub-quote for later completion.
2. Create sub-quotes for the subcontracting community:
 - a. Create sub-quotes with ease using the intuitive sub-quote creator. In seven short steps, you can rapidly create a custom sub-quote directed to all subcontractors that bid on the applicable work types. Steps include: provide contact information and sub-quote expiration date, select letting and proposal, add work types and items, specify terms and conditions, upload attachments, and select vendors.
 - b. Create a sub-quote to send to subcontractors or suppliers that lists the items in a proposal that you want quoted
 - c. Create an unlimited number of sub-quotes for items you want quoted, and optionally mark them as a DBE preferred request.
 - d. Add attachments to sub-quotes.
3. View sub-quote requests & responses:
 - a. After logging into the Bid Express service, you can quickly review all of your sub-quote requests and all unsolicited sub-quote requests from subcontractors. To simplify the Small Business Network home screen, sub-quote requests can be hidden with one click if they are not applicable.
 - b. View or receive unsolicited sub-quotes that subcontractors have posted, complete with terms, conditions and pricing.
4. View Record of Subcontractor Outreach Effort:
 - a. For each sub-quote produced, a *Record of Subcontractor Outreach Effort* is generated that shows the response statistics for a particular sub-quote. If accepted by the letting agency, this report may serve as proof of a “Good Faith” effort in reaching out to the DBE community.
 - b. Easily locate pre-qualified and certified small and disadvantaged businesses.
 - c. Advertise to small and disadvantaged businesses more efficiently and cost effectively.
 - d. Document your interactions with subs/DBEs by producing an Outreach Report (may be accepted as proof of DBE outreach at the discretion of each agency).

The Small Business Network is a part of the Bid Express® service that was created to ensure that small businesses have a centralized area to access information about upcoming projects. It can help small businesses learn more about opportunities, compete more effectively, network with other contractors and subcontractors, and win more jobs. **DBE firms can:**

1. View and reply to sub-quote requests from primes:
 - a. After logging into the Bid Express service, you can quickly review all incoming sub-quote requests and all unsolicited sub-quotes created by your company. Receive notifications by selected work type. To simplify on the Small Business Network home screen, sub-quote requests can be filtered by work types relevant to your interests or hidden with one click if they are not applicable.
2. Select items when responding to sub-quote requests from primes:
 - a. You have the freedom to choose and price any number of items when responding to a sub-quote request. Quantities can be modified, and per-item comments are also available.
 - b. View requests for sub-quotes for work that primes have posted for projects they are bidding, add your pricing, terms, and conditions, and submit completed sub-quotes to the requesting primes.
 - c. Add attachments to a sub-quote.
3. Create and send unsolicited sub-quotes to specific contractors:
 - a. Create unsolicited sub-quotes with ease using the intuitive sub-quote creator. In eight short steps, you can rapidly create a custom sub-quote directed at any number of specific vendors of your choosing. Steps include: provide contact information and sub-quote expiration date, select letting and proposal, add work types and items, specify terms and conditions, upload attachments, and select vendors.
4. Easily select and price items for unsolicited sub-quotes:
 - a. After adding applicable work types, select items that you wish to quote. The extended price calculates automatically, cutting out costly calculation errors. Comments can be provided on a per-item basis as well.
 - b. Create an unsolicited sub-quote that lists the items from a proposal that you want to quote, include pricing, terms and conditions, and send it to selected prime/plan holder.
 - c. Add attachments to a sub-quote.
 - d. Add unsolicited work items to sub-quotes that you are responding to.
5. Easy Access to Valuable Information
 - a. Receive a confirmation that your sub-quote was opened by a prime.
 - b. View Bid Tab Analysis data from past bids, including the high, average and low prices of items.
 - c. View important notices and publications from DOT targeted to small and disadvantaged businesses.
6. Accessing Small Business Network for WisDOT contracting opportunities
 - a. If you are a contractor not yet subscribing to the Bid Express service, go to www.bidx.com and select "Order Bid Express." The Small Business Network is a part of the Bid Express Basic Service.
 - b. DBE firms can request a Bid Express Small Business Network Account at no cost by calling 414-438-458

APPENDIX D

Good Faith Effort Evaluation Measures *by categories referenced in DBE regulations*

Bidders must demonstrate that they took all necessary and reasonable steps to achieve the assigned DBE contract goal. For each contract, all bidders must submit documentation indicating the goal has been met or if falling short of meeting the assigned goal, must request a DBE Goal Waiver and document all efforts employed to secure DBE subcontractor participation on Form DT1202.

DBE staff analyze the bidder's documented good faith efforts to determine if action taken was sufficient to meet the goal. Sufficiency is measured contract-by-contract. WisDOT evaluates active and aggressive efforts, quality, quantity, scope, intensity, and appropriateness of the bidder's efforts as a scale of the principles of Good Faith outlined in 49 CFR Part 26, Appendix A. Additional emphasis is placed on the bidder's demonstration of timely submission of documentation and communication with DBE subcontractors, and business development initiatives undertaken to support DBE firm growth.

The following is a sample of good faith effort activities that are rated according to the accompanying rubric. Contractors are encouraged to identify additional activities that align with their business type(s).

- Personal, tailored solicitation to firms that specialize in work types planned or desired for subcontracting
- Follow up to initial solicitation via email or phone
- Substantive conversation including topics such as contract liability, critical path work items, schedule risks, and potential profit/loss
- SBN utilization including posting quotes
- Review and response to DBE quotes including provision of information about plans, specifications, and requirements as applicable
- Documentation requesting subcontractors support DBE goal by solicitation and inclusion of DBE subcontractor quotes
- Responsive and timely submission of organized documentation
- Analysis of number of DBE firms who do work types that you typically subcontract
- Analysis of number of DBE firms who reside in geographical areas where prime seeks work
- Analysis of firms who express interest in bidding/quoting including the number of firms who declined your solicitation
- Reference check of DBE subcontractor work or training (documentation of questions and response required)
- Number of different efforts undertaken to meet the assigned DBE goal as documented in accompanying Form DT1202
- Submission of all DBE quotes received matched with a variety of work to be performed by DBEs
- Number and names of DBE firms provided written advice, or referral to industry-specific business development resources
- Overall pattern of DBE utilization on all WisDOT contracts which may include contracting with municipalities
- Documentation of resources expended to meet assigned DBE goal (#of hours, staff titles, average pay rate, actions taken)
- Analysis of subcontractable work items to be completed by prime beyond prime contractor's 30%
- Risk analysis of work items that are typically in tied quotes that could be unbundled
- List of contract work items in smallest economically feasible units, identifying schedule impact
- Submission of a Gap Analysis identifying DBE skillset and/or industry needs
- Staff training in EEO and Civil Rights laws as documented in training logs
- Written Capacity Assessment completed with DBE firm documenting its ability to perform the work quoted
- DBE engagement efforts beyond simple solicitation that include a substantive discussion, initiated as early in the acquisition process as possible (*points added for each day prior to letting*)
- Outreach and marketing efforts with minority, women, and veteran-focused organizations at least 10 days prior to bid opening
- Active involvement in WisDOT's Business Development Program, TrANS training, facilitated networking efforts, workshops
- Customized teaching/training efforts for future opportunities with DBE subcontractor, contract specific and/or annually
- Introduction and reference provided for DBE subcontractor to a prime who has not previously contracted with the DBE firm
- Prime utilization of a DBE subcontractor the prime has not contracted with previously
- Written referral/recommendation to bond/insurance agents, manufacturer, supplier
- Documented efforts fostering DBE participation through administrative and/or technical assistance
- Evidence of negotiation with the DBE firm about current and future Let opportunities
- Recommendation of local and state services that support small business and access to opportunity: DOA, SBA, WEDC, WPI, etc.
- Advice on bonding, lines of credit, or insurance as required to complete the items quoted and contract requirements

GFE EVALUATION RUBRIC – PHASE 1

	Active & Aggressive Category	Quality Category	Quantity Category	Scope & Intensity Category	Timing Category	Business Develop't Efforts	Total=
Solicitation Documentation							
Selected Work Items Documentation							
Documentation of Project Information provided to Interested DBEs							
Documentation of Negotiation with Interested DBEs							
Documentation of Sound Reason for Rejecting DBEs							
Documentation of Assistance to Interested DBEs- bonding, credit, insurance, equipment, supplies/materials							
Documentation of Outreach to Minority, Women, and Community organizations and other DBE Business Development Support							
Documentation of other GFE activities							
Overall Total=							

GFE EVALUATION RATING LEGEND – PHASE 1 – Initial Review

ACTIVE & AGGRESSIVE: Demonstrated through engaged and assertive activity

QUALITY: Demonstrated through essential character of conscientious and serious activity

QUANTITY: Demonstrated through a measurable number of activities

SCOPE & INTENSITY: Demonstrated through a rigorous approach to an appropriate and purposeful range of activities

TIMING: Demonstrated through engagement efforts beyond simple solicitation, initiated early in the process

BUSINESS DEVELOPMENT INITIATIVES: Demonstrated by efforts to support business growth and health of DBEs

Rating Scale

- **Each qualifying activity is worth 5 points per Category**
 - **Pro Forma efforts= 0-50 points**
Perfunctory effort characterized by routine or superficial activities
 - **Bona Fide= 55+ points**
Genuine effort characterized by sincere and earnest activities

GFE EVALUATION – PHASE 2 – Team Review**DBE Office completes:**

- Review of quote comparisons submitted by Prime
- Bid analysis to confirm if any bid submitted met the DBE goal
- Review average of other bidders DBE goal achievement
- Team review of combined efforts documented in Phase 1 and 2 by apparent low bidder

Excerpt from Appendix A to 49 CFR Part 26:

V. In determining whether a bidder has made good faith efforts, it is essential to scrutinize its documented efforts. At a minimum, you must review the performance of other bidders in meeting the contract goal. For example, when the apparent successful bidder fails to meet the contract goal, but others meet it, you may reasonably raise the question of whether, with additional efforts, the apparent successful bidder could have met the goal. If the apparent successful bidder fails to meet the goal, but meets or exceeds the average DBE participation obtained by other bidders, you may view this, in conjunction with other factors, as evidence of the apparent successful bidder having made good faith efforts. As provided in §26.53(b)(2)(vi), you must also require the contractor to submit copies of each DBE and non-DBE subcontractor quote submitted to the bidder when a non-DBE subcontractor was selected over a DBE for work on the contract to review whether DBE prices were substantially higher; and contact the DBEs listed on a contractor's solicitation to inquire as to whether they were contacted by the prime. Pro forma mailings to DBEs requesting bids are not alone sufficient to satisfy good faith efforts under the rule.

APPENDIX E

Good Faith Effort Best Practices

This list is not a set of requirements; it is a list of potential strategies

Primes

- Prime contractor open houses inviting DBE firms to see the bid “war room” or providing technical assistance.
- Participate in speed networking and mosaic exercises as arranged by DBE office.
- Host information sessions not directly associated with a bid letting.
- Participate in a formal mentor protégé or joint venture with a DBE firm.
- Participate in WisDOT advisory committees i.e. TRANSAC, or Mega Project committee meetings.
- Facilitate a small group DBE ‘training session’ clarifying how your firm prepares for bid letting, evaluates subcontractors, preferred qualifications, and communication methods.
- Encourage subcontractors to solicit and highlight DBE participation in their quotes to you.
- Quality of communication, not quantity creates the best results. Contractors should be thorough in communicating with DBE firms before the bid and provide any assistance requested to assure best possible bid.

DBE

- DBE firms should contact primes as soon as possible with questions regarding their quotes or bid; seven days prior is optimal.
- Continually check for contract addendums on the HCCI website through the Thursday prior to letting to stay abreast of changes.
- Review the status of contracts on the HCCI website reviewing the ‘apparent low bidder’ list and bid tabs at a minimum.
- Prepare a portfolio or list of related projects and prime and supplier references; be sure to note transportation related projects of similar size and scope, firm expertise and staffing.
- Participate in DBE office assessment programs.
- Participate on advisory and mega-project committees.
- Sign up to receive the DBE Contracting Update.
- Consider membership in relevant industry or contractor organizations.
- Active participation is a must. Quote as many projects as you can reasonably work on; quoting the primes and bidding as a prime with the Department are the only ways to get work.

APPENDIX F

Good Faith Effort Evaluation Guidance

Appendix A of 49 CFR Part 26

I. When, as a recipient, you establish a contract goal on a DOT-assisted contract for procuring construction, equipment, services, or any other purpose, a bidder must, in order to be responsible and/or responsive, make sufficient good faith efforts to meet the goal. The bidder can meet this requirement in either of two ways. First, the bidder can meet the goal, documenting commitments for participation by DBE firms sufficient for this purpose. Second, even if it doesn't meet the goal, the bidder can document adequate good faith efforts. This means that the bidder must show that it took all necessary and reasonable steps to achieve a DBE goal or other requirement of this part which, by their scope, intensity, and appropriateness to the objective, could reasonably be expected to obtain sufficient DBE participation, even if they were not fully successful.

II. In any situation in which you have established a contract goal, Part 26 requires you to use the good faith efforts mechanism of this part. As a recipient, you have the responsibility to make a fair and reasonable judgment whether a bidder that did not meet the goal made adequate good faith efforts. It is important for you to consider the quality, quantity, and intensity of the different kinds of efforts that the bidder has made, based on the regulations and the guidance in this Appendix.

The efforts employed by the bidder should be those that one could reasonably expect a bidder to take if the bidder were actively and aggressively trying to obtain DBE participation sufficient to meet the DBE contract goal. Mere pro forma efforts are not good faith efforts to meet the DBE contract requirements. We emphasize, however, that your determination concerning the sufficiency of the firm's good faith efforts is a judgment call. Determinations should not be made using quantitative formulas.

III. The Department also strongly cautions you against requiring that a bidder meet a contract goal (i.e., obtain a specified amount of DBE participation) in order to be awarded a contract, even though the bidder makes an adequate good faith efforts showing. This rule specifically prohibits you from ignoring bona fide good faith efforts.

IV. The following is a list of types of actions which you should consider as part of the bidder's good faith efforts to obtain DBE participation. It is not intended to be a mandatory checklist, nor is it intended to be exclusive or exhaustive. Other factors or types of efforts may be relevant in appropriate cases.

A. (1) Conducting market research to identify small business contractors and suppliers and soliciting through all reasonable and available means the interest of all certified DBEs that have the capability to perform the work of the contract. This may include attendance at pre-bid and business matchmaking meetings and events, advertising and/or written notices, posting of Notices of Sources Sought and/or Requests for Proposals, written notices or emails to all DBEs listed in the State's directory of transportation firms that specialize in the areas of work desired (as noted in the DBE directory) and which are located in the area or surrounding areas of the project.

(2) The bidder should solicit this interest as early in the acquisition process as practicable to allow the DBEs to respond to the solicitation and submit a timely offer for the subcontract. The bidder should determine with certainty if the DBEs are interested by taking appropriate steps to follow up initial solicitations.

B. Selecting portions of the work to be performed by DBEs in order to increase the likelihood that the DBE goals will be achieved. This includes, where appropriate, breaking out contract work items into economically feasible units (for example, smaller tasks or quantities) to facilitate DBE participation, even when the prime contractor might otherwise prefer to perform these work items with its own forces. This may include, where possible, establishing flexible timeframes for performance and delivery schedules in a manner that encourages and facilitates DBE participation.

C. Providing interested DBEs with adequate information about the plans, specifications, and requirements of the contract in a timely manner to assist them in responding to a solicitation with their offer for the subcontract.

D. (1) Negotiating in good faith with interested DBEs. It is the bidder's responsibility to make a portion of the work available to DBE subcontractors and suppliers and to select those portions of the work or material needs consistent with the available DBE subcontractors and suppliers, so as to facilitate DBE participation. Evidence of such negotiation includes the names, addresses, and telephone numbers of DBEs that were considered; a description of the information provided regarding the plans and specifications for the work selected for subcontracting; and evidence as to why additional Agreements could not be reached for DBEs to perform the work.

(2) A bidder using good business judgment would consider a number of factors in negotiating with subcontractors, including DBE subcontractors, and would take a firm's price and capabilities as well as contract goals into consideration. However, the fact that there may be some additional costs involved in finding and using DBEs is not in itself sufficient reason for a bidder's failure to meet the contract DBE goal, as long as such costs are reasonable. Also, the ability or desire of a prime contractor to perform the work of a contract with its own organization does not relieve the bidder of the responsibility to make good faith efforts. Prime contractors are not, however, required to accept higher quotes from DBEs if the price difference is excessive or unreasonable.

E. (1) Not rejecting DBEs as being unqualified without sound reasons based on a thorough investigation of their capabilities. The contractor's standing within its industry, membership in specific groups, organizations, or associations and political or social affiliations (for example union vs. non-union status) are not legitimate causes for the rejection or non-solicitation of bids in the contractor's efforts to meet the project goal. Another practice considered an insufficient good faith effort is the rejection of the DBE because its quotation for the work was not the lowest received. However, nothing in this paragraph shall be construed to require the bidder or prime contractor to accept unreasonable quotes in order to satisfy contract goals.

(2) A prime contractor's inability to find a replacement DBE at the original price is not alone sufficient to support a finding that good faith efforts have been made to replace the original DBE. The fact that the contractor has the ability and/or desire to perform the contract work with its own forces does not relieve the contractor of the obligation to make good faith efforts to find a replacement DBE, and it is not a sound basis for rejecting a prospective replacement DBE's reasonable quote.

F. Making efforts to assist interested DBEs in obtaining bonding, lines of credit, or insurance as required by the recipient or contractor.

G. Making efforts to assist interested DBEs in obtaining necessary equipment, supplies, materials, or related assistance or services.

H. Effectively using the services of available minority/women community organizations; minority/women contractors' groups; local, State, and Federal minority/women business assistance offices; and other organizations as allowed on a case-by-case basis to provide assistance in the recruitment and placement of DBEs.

V. In determining whether a bidder has made good faith efforts, it is essential to scrutinize its documented efforts. At a minimum, you must review the performance of other bidders in meeting the contract goal. For example, when the apparent successful bidder fails to meet the contract goal, but others meet it, you may reasonably raise the question of whether, with additional efforts, the apparent successful bidder could have met the goal. If the apparent successful bidder fails to meet the goal, but meets or exceeds the average DBE participation obtained by other bidders, you may view this, in conjunction with other factors, as evidence of the apparent successful bidder having made good faith efforts. As provided in §26.53(b)(2)(vi), you must also require the contractor to submit copies of each DBE and non-DBE subcontractor quote submitted to the bidder when a non-DBE subcontractor was selected over a DBE for work on the contract to review whether DBE prices were substantially higher; and contact the DBEs listed on a contractor's solicitation to inquire as to whether they were contacted by the prime. Pro forma mailings to DBEs requesting bids are not alone sufficient to satisfy good faith efforts under the rule.

VI. A promise to use DBEs after contract award is not considered to be responsive to the contract solicitation or to constitute good faith efforts.

[79 FR 59600, Oct. 2, 2014]

APPENDIX G
(SAMPLE) Forms DT1506 and DT1202

**COMMITMENT TO SUBCONTRACT TO DBE
ATTACHMENT A**

CONFIRMATION OF PARTICIPATION

Project I.D.:	Proposal Number:
Letting Date:	

Name of DBE Firm Participating in this Contract:	
Name of the Prime/Subcontractor who hired the DBE Firm: <i>(list all names of tiers if more than one)</i>	
Type of Work or Type of Material Supplied:	
Total Subcontract Value:	Total DBE Credit Value:

FOR PRIME CONTRACTORS ONLY: I certify that I made arrangements with the participating DBE firm to perform the type of work listed or supply the material indicated above for the subcontract value listed above.	Prime Contractor Representative's Signature
	Prime Contractor Representative's Name (Print Name)
	Prime Contractor (Print Company Name)
	Date

FOR PARTICIPATING DBE FIRMS ONLY: I certify that I made arrangements with the Prime Contractor or the Hiring Contractor to perform the type of work or supply the material indicated above for the subcontract value listed above. FOR DBE TRUCKING FIRMS ONLY: I certify that I will utilize, for DBE credit, only trucks listed on my WisDOT approved Schedule of Owned/Leased Vehicles for DBE Credit form and I will be utilizing the number of trucks as listed below.	Participating DBE Firm Representative's Signature & Date
	Participating DBE Firm Representative's Name (Print Name)
	Participating DBE Firm (Print Company Name)
	DBE Firm's Address:

# Owned Trucks	# Leased Trucks	# DBE-Owned Leased Trucks	# Non-DBE-Owned Leased Trucks

**DOCUMENTATION OF GOOD FAITH EFFORT**Wisconsin Department of Transportation
DT1202.....3/2020

Project ID *****	Proposal No. *****	Letting *****
Prime Contractor *****		County *****
Person Submitting Document *****		Telephone Number *****
Address *****		Email Address *****

All bidders must undertake necessary and reasonable steps to achieve the assigned DBE contract goal per federal regulatory guidance at 49 CFR Part 26. Bidders use this form to document all efforts employed to meet the assigned goal as a record of contractor good faith efforts (GFE). Refer to ASP3 or 49 CFR Part 26 for guidance on actions that demonstrate good faith effort.

It is critical to list all efforts, attach documentation, and follow the instructions to complete this submission. Documentation of good faith effort includes copies of each DBE and non-DBE subcontractor quote submitted to the bidder for the same line items. Utilize the sample documentation logs to document and organize efforts.

Submit good faith effort documentation per ASP-3 guidelines.

Instructions: Provide a narrative description of all activities pursued to demonstrate good faith efforts, any corresponding documentation, and applicable explanation on separate pages. Include the following items, organized in the order listed below.

1.→ Solicitation Documentation:

- a.→ Purpose:** To identify all reasonable and available activities the bidder performed to solicit the interest of all certified DBEs who have the capacity and ability to perform work on the project. All solicitation efforts should begin as early as possible to ensure DBEs have ample time to respond and ask questions.
- b.→ Action:** Identify and list all activities engaged in to solicit DBEs using all reasonable and available means such as written notice and follow-up communications; substantive conversations; pre-bid meetings; networking events; market research; advertising.

2.→ Selected Work Items Documentation:

- a.→ Purpose:** To ensure that all work items are broken out into economically feasible units to facilitate DBE participation. This must occur even when you prefer to perform the work yourself.
- b.→ Action:** Identify economically feasible work units to be performed by DBEs to include activities such as: list of work items to be performed; breaking up of large work items into smaller tasks or quantities; flexible time frames for performance and delivery schedules.

3.→ Documentation of Project Information provided to Interested DBEs:

- a.→ Purpose:** To provide interested DBEs with adequate information about the plans, specifications, and any other contractual requirements in a timely manner to assist DBEs in response to solicitation.
- b.→ Action:** Provide DBEs access to plans, specifications, and other contract requirements. Early solicitation allows ample opportunity to provide project information, links to Let advertisements, and substantive engagement with DBEs.

4.→ Documentation of Negotiation with Interested DBEs:

a.→ Purpose: To ensure that negotiations with interested DBEs were made in good faith providing evidence as to why agreements could not be reached for DBEs to perform work.

b.→ Action: Provide sufficient evidence to demonstrate that good faith negotiations took place. Merely sending out solicitations requesting bids from DBEs does not constitute sufficient good faith efforts. A bidder using good business judgment considers a number of factors in negotiating with all subcontractors, and the firm's price and capabilities in addition to contract goals are taken into consideration. However, the fact that there may be some additional costs involved in finding and using DBEs is not in itself sufficient reason for failing to meet the DBE goal as long as costs are reasonable. (see 49 CFR Part 26 Appendix A)

5.→ Documentation of Sound Reason for Rejecting DBEs:

a.→ Purpose: To ensure that bidders avoid rejecting DBEs as unqualified without sound reasons. Reasons for rejection must be based on thorough investigation of DBE capabilities.

b.→ Action: Provide sufficient evidence to demonstrate that DBE was rejected for sound reasons such as past performance, relevant business experience and stability, safety record, business ethic and integrity, technical capacity, other tangible factors.

6.→ Documentation of Assistance to Interested DBEs--Bonding, Credit, Insurance, Equipment, Supplies/Materials:

a.→ Purpose: To assist interested DBEs in obtaining bonds, lines of credit, insurance, equipment, supplies, materials, and other assistance or services.

b.→ Action: Assist interested DBEs in obtaining bonding, lines of credit or insurance, and provide technical assistance or information related to plans, specifications, and project requirements. Assist DBEs in obtaining equipment, supplies, materials or other services related to meeting project requirements (excluding supplies or equipment the DBE purchases from the prime).

7.→ Documentation of outreach to Minority, Women, and Community Organizations and other DBE Business Development Support:

a.→ Purpose: To effectively use the services of minority, women, and community organizations as well as contractors' groups, local, state, and federal business assistance offices and organization that provide assistance in recruiting and supporting DBEs, as well as participation in activities that support DBE business development.

b.→ Action: Contact organizations and agencies for assistance in contacting, recruiting, and providing support to DBE subcontractors, suppliers, manufacturers, and truckers at least 14 days before bid opening. Participate in or host activities such as networking events, mentor-protégé programs, small business development workshops, and others consistent with DBE support.

Return to:
 Wisconsin Department of Transportation
 DBE Program Office
 PO Box 7965
 Madison, WI 53707-7965
 DBE_Alert@dot.wi.gov

I certify that I have utilized comprehensive good faith efforts to solicit and utilize DBE firms to meet the DBE participation requirements of this contract proposal, as demonstrated by my responses and as specified in Additional Special Provision 3 (ASP-3).

I certify that the information given in the Documentation of Good Faith Efforts is true and correct to the best of my knowledge and belief.

I further understand that any willful falsification, fraudulent statement, or misrepresentation will result in appropriate sanctions, which may involve debarment and/or prosecution under applicable state (Trans 504) and Federal laws.

		(Bidder/Authorized Representative Signature)

		(Print Name)

		(Title)

Good-Faith-Effort--Sample-Documentation-Logs

The sample logs below are provided as guides rather than exhaustive list. See ASP3, Appendix A for additional examples of demonstrable good faith efforts. Attach documentation for each activity listed.

Acceptable forms of documentation include copies of solicitations sent to DBEs, notes from substantive conversations and negotiations with DBEs, copies of advertisements placed, email communications, all quotes received from DBEs and from all subcontractors who were considered alongside DBE quotes, proof of attendance at applicable networking events; flyers for events or workshops for DBEs offered by the prime, and other physical records of good faith efforts activities.

SOLICITATION LOG

Date	Activity	Name of DBE Solicited	Follow-up
4/1/2020	Sent May Let solicitation	Winterland Electric	Spoke with Mark Winterland on 4/15/20 to ask if he would quote

SELECTED WORK ITEMS SOLICITED LOG

Work Type	DBE Firm	Contact Person	Date	Contact Mode
Pavement Marking	ABC Marking	Leslie Lynch	4/1/2020	Email; phone
	#1 Marking Co.	Mark Smart	4/1/2020	Email; left VM
Electrical	Winterland Electric	Tabitha Tinker	4/3/2020	Email; left VM
	Superstar Wiring	Jose Huascar	4/3/2020	Email; phone

INFORMATION PROVIDED LOG

Request Date	DBE Firm	Information Requested & Provided	Response Date
4/1/2020	Winterland Electric	Requested info on electrical requirements; provided plan and link to specs	4/3/2020
4/21/2020	Absolute Construction	Wanted to know how and when supplies are paid for by WisDOT; referred to spec that covers stockpiling	4/21/2020

NEGOTIATIONS LOG

Date	DBE Firm	Contact Name	Work Type	Quotes Rec'd?	Considered for project?	If not selected, why?
4/12/2020	ABC Landscape	John Dean	Erosion Control	Yes	No	Cannot perform all items
4/17/2020	Wild Ferns	Sandy Lynn	Erosion Control	Yes	Yes	
4/20/2020	#1 Marking	Mark Smart	Electrical	Yes	Yes	

ASSISTANCE LOG

Date	DBE Firm	Contact Person	Assistance Provided
4/1/2020	ABC Sawing	Jackie Swiggle	Informed DBE on how to obtain bonding
4/17/2020	Supreme Construction	Winston Walters	Provided contact for wholesale supply purchase

OUTREACH & BUSINESS DEVELOPMENT LOG

Date	Agency/Organization Contacted	Contact Person	Assistance Requested
4/1/2020	Women in Construction	LaTonya Klein	Contact information for woman-owned suppliers
4/28/2020	WBIC	Sam Smith	Asked for information to provide to DBE regarding financing programs through WBIC

Official Form DT1202 can be found here: www.wisconsin.gov/DBEcontracting

ADDITIONAL SPECIAL PROVISION 4

This special provision does not limit the right of the department, prime contractor, or subcontractors at any tier to withhold payment for work not acceptably completed or work subject to an unresolved contract dispute.

Payment to First-Tier Subcontractors

Within 10 calendar days of receiving a progress payment for work completed by a subcontractor, pay the subcontractor for that work. The prime contractor may withhold payment to a subcontractor if, within 10 calendar days of receipt of that progress payment, the prime contractor provides written notification to the subcontractor and the department documenting "just cause" for withholding payment.

The prime contractor is not allowed to withhold retainage from payments due subcontractors.

Payment to Lower-Tier Subcontractors

Ensure that subcontracting agreements at all tiers provide prompt payment rights to lower-tier subcontractors that parallel those granted first-tier subcontractors in this provision.

ADDITIONAL SPECIAL PROVISIONS 5 FUEL COST ADJUSTMENT

A Description

Fuel Cost Adjustments will be applied to partial and final payments for work items categorized in Section B as a payment to the contractor or a credit to the department. ASP-5 shall not apply to any force account work.

B Categories of Work Items

The following items and Fuel Usage Factors shall be used to determine Fuel Cost Adjustments:

(1) Earthwork.		Unit	Gal. Fuel Per Unit
205.0100	Excavation Common	CY	0.23
205.0200	Excavation Rock	CY	0.39
205.0400	Excavation Marsh	CY	0.29
208.0100	Borrow	CY	0.23
208.1100	Select Borrow	CY	0.23
209.1100	Backfill Granular Grade 1	CY	0.23
209.1500	Backfill Granular Grade 1	Ton	0.115
209.2100	Backfill Granular Grade 2	CY	0.23
209.2500	Backfill Granular Grade 2	Ton	0.115
350.0102	Subbase	CY	0.28
350.0104	Subbase	Ton	0.14
350.0115	Subbase 6-Inch	SY	0.05
350.0120	Subbase 7-Inch	SY	0.05
350.0125	Subbase 8-Inch	SY	0.06
350.0130	Subbase 9-Inch	SY	0.07
350.0135	Subbase 10-Inch	SY	0.08
350.0140	Subbase 11-Inch	SY	0.09
350.0145	Subbase 12-Inch	SY	0.09

C Fuel Index

A Current Fuel Index (CFI) in dollars per gallon will be established by the Department of Transportation for each month. The CFI will be the price of No. 2 fuel oil, as reported in U.S. Oil Week, using the first issue dated that month. The CFI will be the average of prices quoted for Green Bay, Madison, Milwaukee and Minneapolis.

The base Fuel Index (BFI) for this contract is \$3.20 per gallon.

D Computing the Fuel Cost Adjustment

The engineer will compute the ratio CFI/BFI each month. If the ratio falls between 0.85 and 1.15, inclusive, no fuel adjustment will be made for that month. If the ratio is less than 0.85 a credit to the department will be computed. If the ratio is greater than 1.15 additional payment to the contractor will be computed. Credit or additional payment will be computed as follows:

- (1) The engineer will estimate the quantity of work done in that month under each of the contract items categorized in Section B.
- (2) The engineer will compute the gallons of fuel used in that month for each of the contract items categorized in Section B by applying the unit fuel usage factors shown in Section B.
- (3) The engineer will summarize the total gallons (Q) of fuel used in that month for the items categorized in Section B.
- (4) The engineer will determine the Fuel Cost Adjustment credit or payment from the following formula:

$$FA = \frac{CFI}{BFI} - 1 \times Q \times BFI$$

(plus is payment to contractor; minus is credit to the department)

Where	FA	=	Fuel Cost Adjustment (plus or minus)
	CFI	=	Current Fuel Index
	BFI	=	Base Fuel Index
	Q	=	Monthly total gallons of fuel

E Payment

A Fuel Cost Adjustment credit to the department will be deducted as a dollar amount each month from any sums due to the contractor. A Fuel Cost Adjustment payment to the contractor will be made as a dollar amount each month.

Upon completion of the work under the contract, any difference between the estimated quantities and the final quantities will be determined. An average CFI, calculated by averaging the CFI for all months that fuel cost adjustment was applied, will be applied to the quantity differences. The average CFI shall be applied in accordance with the procedure set forth in Section D.

Additional Special Provision 6**ASP 6 - Modifications to the standard specifications**

Make the following revisions to the standard specifications:

415.3.16 Tolerance in Pavement Thickness

Replace the entire text with the following effective with the November 2021 letting:

415.3.16.1 General

- (1) Construct the plan thickness or thicker. The department will accept pavement thickness based on the results of department-performed acceptance testing conforming to:

Magnetic Pulse Induction	CMM 870: ASTM E3209 WTM
Probing.....	CMM 870: WTP C-002
Preplacement Measurement	CMM 870: WTP C-003

415.3.16.2 Pavement Units**415.3.16.2.1 Basic Units**

- (1) Basic unit is defined as a slip formed, single lane, with a minimum lane width of 10 feet, measured, from the pavement edge to the adjacent longitudinal joint; from one longitudinal joint to the next; or between pavement edges if there is no longitudinal joint.

415.3.16.2.2 Special Units

- (2) Establish special units for areas of fillets, intersections, gaps, gores, shoulders, ramps, pavement lanes less than 10 feet wide and other areas not included in basic units.

415.3.16.3 Test Plate Locations

- (1) Place department-furnished test plates. Within 5 business days after paving, enter the sequential number and associated position data into MRS available at:

<http://www.atwoodsystems.com/>

- (2) Contractor will maintain plate location markings for 10 business days after paving.

415.3.16.4 Acceptance Testing**415.3.16.4.1 Basic Units****415.3.16.4.1.2 Magnetic Pulse Induction**

- (1) The department will measure thickness within 10 business days of paving. Upon completion of the project thickness testing, the department will provide the test results to the contractor within 5 business days.
- (2) Department will establish a project reference plate at the start of each paving stage. Project reference plate will be measured before each day of testing. Department will notify the contractor of project reference plate locations before testing.
- (3) If the random plate test result falls within 80 to 50 percent pay range specified in 415.5.2, the department will measure the second plate in that unit. The department will notify the contractor immediately if the average of the 6 readings falls within the 80 to 50 percent pay range.
- (4) If an individual random plate test result is more than 1 inch thinner than contract plan thickness, the pavement is unacceptable. Department will determine limits of unacceptable pavement by performing the following:
- The engineer will test each consecutive plate stationed ahead and behind until the thickness test result is plan thickness or greater.
 - The engineer will direct the contractor to core the hardened concrete to determine the extent of the unacceptable area. In each direction, the contractor shall take cores at points approximately 20 feet from the furthest out of specification plate towards the plate that is plan thickness of greater. Once a core is within 80 to 100 percent pay range, the coring is complete and the limits of unacceptable pavement extend from the stationing between the core test results of 80 to 100 percent payment, inclusive of all unacceptable core and plate test results.
 - The contractor shall perform coring according to AASHTO T24. The department will evaluate the results according to AASHTO T148
 - The contractor shall fill core holes with concrete or mortar.

415.3.16.4.2 Special Units**415.3.16.4.2.1 Magnetic Pulse Induction**

- (1) The department will measure thickness within 10 business days of paving. Upon completion of the project thickness testing, the department will provide the test results to the contractor within 5 business days.
- (2) Department will establish a project reference plate at the start of each paving stage. Project reference plate will be measured before each day of testing. Department will notify the contractor of project reference plate locations before testing.
- (3) If the random plate test result falls within 80 to 50 percent pay range specified in 415.5.2, the department will measure the second plate in that unit. The department will notify the contractor immediately if the average of the 6 readings falls within the 80 to 50 percent pay range.
- (4) If an individual random plate test result is more than 1 inch thinner than contract plan thickness, the department will measure the second plate in that unit. If both plates are required to be measured, then all six thickness measurements will be averaged for that unit. If the average of the six measurements is more than 1 inch thinner than contract plan thickness, the pavement is unacceptable.

415.3.16.4.2.2 Probing

- (1) The department will measure slip form special units during concrete placement. Upon completion of the project thickness testing, the department will provide the test results to the contractor within 5 business days.
- (2) Department will probe 2 random locations within the special unit. The average of the two readings will be the reported measurement for the special unit.

415.3.16.4.2.3 Preplacement Measurement

- (1) The department will measure non-slip form special units before concrete placement.
- (2) Thickness corrections will be made to a conforming thickness by reshaping the base aggregate before the pavement is placed.

415.5.2 Adjusting Pay for Thickness

Replace the entire text with the following effective with the November 2021 letting:

- (1) The department will adjust pay for pavement thickness under the Nonconforming Thickness Concrete Pavement administrative item as follows:

FOR PAVEMENT THINNER THAN PLAN THICKNESS BY:	PERCENT OF THE CONTRACT UNIT PRICE
> 1/4 inch but <= 1/2 inch	80
> 1/2 inch but <= 3/4 inch	60
> 3/4 inch but <= 1 inch	50

- (2) When pavement of unacceptable final thickness is determined, as specified in 415.3.16.4, the department will direct the contractor to either:
 1. Remove and replace unacceptable concrete pavement to the nearest joint with new concrete pavement of conforming thickness. The department will pay once for the area at the full contract price.
 2. If the unacceptable pavement is less than 100 LF, the department may allow the concrete to remain in place without payment for the unacceptable area.

460.2.6 Recovered Asphaltic Binders

Replace paragraph two with the following effective with the November 2021 letting:

- (2) The contractor may replace virgin binder with recovered binder up to the maximum percentage allowed under 460.2.5 without further testing. When the design percent asphalt binder replaced exceeds the allowable limits in 460.2.5, the contractor must:
 - Document adjustments made to the mix design in the mix design submittal.
 - Submit test results that indicate the mixture's asphaltic binder meets or exceeds the upper and lower temperature grade requirements the bid item designates.
 - If only one recycled asphaltic material source is used, furnish one of the following:
 - Test results from extracted and recovered binder from the resultant mixture.
 - Blending charts that indicate the resultant mixture's high and low temperature PG as an interpolation of the percent binder replaced between the virgin binder's and the recycled asphaltic material source binder's high and low temperature PG.
 - If two or more recycled asphaltic material sources are used, furnish test results from extracted and

recovered binder from the resultant mixture.

501.2.6 Water

Retitle with the following effective with the November 2021 letting:

501.2.6 Mixing Water

501.2.6.2 Requirements

Replace paragraph two with the following effective with the November 2021 letting:

- (2) Water from other sources must comply with the following:

Acidity, maximum of 0.1N NaOH to neutralize 200 mL of water; CMM 870: WTP C-001.....	2 mL
Alkalinity, maximum of 0.1N HCL to neutralize 200 mL of water; CMM 870: WTP C-001	15 mL
Maximum sulphate (SO ₄); CMM 870: WTP C-001	0.05 percent
Maximum chloride; CMM 870: WTP C-001	0.10 percent
Maximum total solids; CMM 870: WTP C-001	
Organic.....	0.04 percent
Inorganic.....	0.15 percent

501.3.2.4.2 Air Entrainment

Replace paragraph two with the following effective with the November 2021 letting:

- (2) Test fresh concrete air content according to AASHTO T152 or AASHTO TP118 at the contract-required frequency and as the engineer directs. Test concrete placed by pumping or belting at the point of discharge from the pump line or belt.

501.3.7.1 Slump

Replace paragraph one with the following effective with the November 2021 letting:

- (1) Use a 1-inch to 4-inch slump for concrete used in structures or placed in forms, except as follows:
- Do not exceed a slump of 2 inches for grade E concrete.
 - Increase slump as specified in 502.3.5.3 for concrete placed underwater.
 - If BTS approves a concrete mixture using a superplasticizer, the contractor may increase slump for that mixture to a maximum of 9 inches without exceeding the maximum mix water allowed for that grade.

531.5 Payment

Replace paragraph two with the following effective with the November 2021 letting:

- (2) Payment for Concrete Masonry Ancillary Structures Type NS is full compensation for providing concrete for non-standard sign structure foundations; and for anchor rod assemblies. The department will pay separately for excavating and backfilling drilled shafts under the Drilling Shafts bid items.

Replace paragraph five with the following effective with the November 2021 letting:

- (5) Payment for the Foundation bid items is full compensation for providing concrete foundations; for anchor rod assemblies; for reinforcing steel; and for embedded conduit and electrical components. The department will pay separately for excavating and backfilling drilled shafts under the Drilling Shafts bid items.

642.2.2.1 General

Replace paragraph one with the following effective with the November 2021 letting:

- (1) Provide each field office with two rooms, separated by an interior door with a padlock. Ensure that each room has a separate exterior door and its own air conditioner. Locate the office where a quality internet connection can be achieved. Ensure quality cell phone reception is achievable inside the field office.

701.3.1 General

Replace table 701-1 with the following effective with the November 2021 letting:

TABLE 701-1 TESTING AND CERTIFICATION STANDARDS

TEST	TEST STANDARD	MINIMUM REQUIRED CERTIFICATION (any one of the certifications listed for each test)
Random Sampling	CMM 830.9.2	Transportation Materials Sampling Technician (TMS) TMS Assistant Certified Technician (ACT-TMS) Aggregate Technician I (AGGTEC-I) AGGTEC-I Assistant Certified Technician (ACT-AGG) PCC Technician I (PCCTEC-I) PCCTEC-I Assistant Certified Technician (ACT-PCC) Grading Technician I (GRADINGTEC-I) Grading Assistant Certified Technician (ACT-GRADING)
Sampling Aggregates	AASHTO T2 ^[1] ^[4]	TMS, ACT-TMS, AGGTEC-1, ACT-AGG
Percent passing the No. 200 sieve	AASHTO T11 ^[1]	AGGTEC-I, ACT-AGG
Fine & coarse aggregate gradation	AASHTO T27 ^[1]	
Aggregate moisture content	AASHTO T255 ^[1]	
Fractured faces	ASTM D5821 ^[1]	
Liquid limit	AASHTO T89	Aggregate Testing for Transportation Systems (ATTS) GRADINGTEC-I, or ACT-GRADING
Plasticity index	AASHTO T90 ^[3]	
Sampling freshly mixed concrete	AASHTO R60	PCCTEC-1 ACT-PCC
Air content of fresh concrete	AASHTO T152 ^[2] AASHTO TP118 ^[5]	
Air void system of fresh concrete	AASHTO TP118 ^[5]	
Concrete slump	AASHTO T119 ^[2]	
Concrete temperature	ASTM C1064	
Making and curing concrete specimens	AASHTO T23	
Moist curing for concrete specimens	AASHTO M201	
Concrete compressive strength	AASHTO T22	Concrete Strength Tester (CST) CST Assistant Certified Technician (ACT-CST)
Concrete flexural strength	AASHTO T97	
Concrete surface resistivity ^[2]	AASHTO T358	
Voids in aggregate	AASHTO T19	PCCTEC-II
Profiling	—	PROFILER

^[1] As modified in CMM 860.

^[2] As modified in CMM 870.

^[3] A plasticity check, if required under individual QMP specifications, may be performed by an AGGTEC-I in addition to the certifications listed for liquid limit and plasticity index tests.

^[4] Plant personnel may operate equipment to obtain samples under the direct observation of a TMS or higher.

^[5] Consolidate by rodding.

710.2 Small Quantities

Replace the entire text with the following effective with the November 2021 letting:

- (1) The department defines small quantities as follows:
 - As specified in 715.1.1.2 for class I concrete.
 - Less than 50 cubic yards of class II ancillary concrete placed under a single bid item.
- (2) For contracts with only small quantities of material subject to testing, modify the requirements of 710 as follows:
 1. The contractor may submit an abbreviated quality control plan as allowed in 701.1.2.3.
 2. Provide one of the following for aggregate process control:
 - Documented previous testing dated within 120 calendar days. Provide gradation test results to the engineer before placing material.
 - Non-random start-up gradation testing.

710.4 Concrete Mixes

Replace paragraph two with the following effective with the November 2021 letting:

- (2) At least 7 business days before producing concrete, document that materials conform to 501 unless the engineer allows or individual QMP specifications provide otherwise. Include the following:

1. For mixes: quantities per cubic yard expressed as SSD weights and net water, water to cementitious material ratio, air content, and SAM number.
2. For cementitious materials and admixtures: type, brand, and source.
3. For aggregates: absorption, SSD bulk specific gravity, wear, soundness, freeze thaw test results if required, and air correction factor. Also include aggregate production records dated within 2 years if using those results in the design. Submit component aggregate gradations, aggregate proportions, and target combined blended aggregate gradations using the following:
 - DT2220 for combined aggregate gradations.
 - DT2221 for optimized aggregate gradations.
4. For optimized concrete mixtures:
 - Complete the worksheets within DT2221 according to the directions.
 - Ensure the optimized aggregate gradations and the optimized mix design conform to WisDOT specifications and pass the built-in tests within DT2221.
 - Verify slip-form mixture workability according to AASHTO TP137 and conformance to specifications through required trial batching.
 - Submit the completed DT2221 to the engineer electronically. Include the trial batch test results with the mix design submittal.

Replace paragraph four with the following effective with the November 2021 letting:

- (4) Prepare and submit modifications to a concrete mix to the engineer for approval 3 business days before using that modified mix. Modifications requiring the engineer's approval include changes in:
 1. Source of any material. For paving and barrier mixes, a source change for fly ash of the same class does not constitute a mix design change.
 2. Quantities of cementitious materials.
 3. Addition or deletion of admixtures. Minor admixture dosage adjustments required to maintain air content or slump do not require engineer review or approval.

710.5.5 Strength

Replace paragraph one with the following effective with the November 2021 letting:

- (1) Cast all 6" x 12" cylinders or all 6" x 6" x 21" beams in a set from the same sample. Do not cast more than one set of specimens from a single truckload of concrete. Mark each specimen to identify the lot and subplot or location on the project it represents.

710.5.6 Aggregate Testing

Retitle and replace the entire text with the following effective with the November 2021 letting:

710.5.6 Aggregate Testing During Concrete Production

710.5.6.1 General

- (1) The department will accept gradation based on the results of department-performed acceptance testing.
- (2) The department and contractor will obtain samples using the same method. When belt sampling, contractor personnel shall obtain samples for the department under the direct observation of the department personnel. Contractor will define sampling method in the QMP or abbreviated QMP.

710.5.6.2 Contractor Control Charts

710.5.6.2.1 General

- (1) Test aggregate gradations during concrete production except as allowed for small quantities under 710.2. Required contractor testing will be performed using non-random samples.
- (2) Sample aggregates from either the conveyor belt or from the working face of the stockpiles.
- (3) Sample aggregates within 2 business days before placement for each mix design. Include this gradation on the control charts.
- (4) Report gradation test results and provide control charts to the engineer within 1 business day of obtaining the sample. Submit results to the engineer and electronically into MRS as specified in 701.1.2.7.
- (5) Conduct aggregate testing at the minimum frequency shown based on the anticipated daily cumulative plant production for each mix design. The contractor's concrete production tests can be used for the same mix design on multiple contracts.

TABLE 710-1 CONTRACTOR GRADATION TESTING FREQUENCY - CLASS I

DAILY PLANT PRODUCTION RATE FOR WisDOT WORK	MINIMUM FREQUENCY
Gradation Report Before Placement	
1000 cubic yards or less	one test per day
more than 1000 cubic yards	two tests per day

TABLE 710-2 CONTRACTOR GRADATION TESTING FREQUENCY - CLASS II

MINIMUM FREQUENCY
Gradation Report Before Placement
One test per calendar week of production

710.5.6.2.2 Optimized Aggregate Gradation Control Charts

- (1) Determine the complete gradation using a washed analysis for both fine and coarse aggregates. Report results for the following:
 - 1 1/2", 1", 3/4", 1/2", 3/8", #4, #8, #16, #30, #50, #100, and #200 sieves.
 - Sum of volumetric percentages retained on No. 8, No. 16, and No. 30 sieves.
 - Sum of volumetric percentages retained on No. 30, No. 50, No. 100, and No. 200 sieves.
- (2) Calculate blended aggregate gradations using the mix design batch percentages for the component aggregates. Ensure the blended aggregate gradation conforms to the volumetric percent retained of the optimized aggregate gradation limits specified in table 501-4.
- (3) Throughout the contract, construct a 4-point running average of the volumetric percent retained for each sieve to determine if the blended aggregate gradation is within the tarantula curve limits specified in table 501-4.

710.5.6.2.3 Combined Aggregate Gradation Control Charts

- (1) Determine the complete gradation using a washed analysis for both fine and coarse aggregates. Report results for the 1 1/2", 1", 3/4", 1/2", 3/8", #4, #8, #16, #30, #50, #100, and #200 sieves.
- (2) Calculate blended aggregate gradations using the mix design batch percentages for the component aggregates. Ensure the blended aggregate gradation conforms to the percent passing by weight requirements of the combined aggregate gradation limits specified in table 501-4.
- (3) Throughout the contract, construct a 4-point running average of the percent passing by weight for each sieve to determine if the blended aggregate gradation is within the combined aggregate gradation limits specified in table 501-4.

710.5.6.3 Department Acceptance Testing

- (1) Department testing frequency is based on the quantity of each mix design placed under each individual WisDOT contract.
- (2) The department will split each sample, test for acceptance, and retain the remainder for a minimum of 10 calendar days.
- (3) The department will obtain the sample and deliver to regional testing lab in the same day. Department will report gradation test results to the contractor within 1 business day of being delivered to the lab. Department and contractor can agree to an alternative test result reporting timeframe; alternative timeframe is required to be documented in the QMP.
- (4) Additional samples may be taken at the engineer's discretion due to change in condition.

TABLE 710-3 DEPARTMENT GRADATION TESTING FREQUENCY

CONCRETE CLASSIFICATION	MINIMUM DEPARTMENT FREQUENCY
Class I: Pavement	1 test per placement day for first 5 days of placement. If all samples are passing, reduced frequency is applied.
	Reduced frequency: 1 test per calendar week of placement
Class I: Structures	1 test per 250 CY placed <ul style="list-style-type: none"> - Minimum of 1 test per substructure - Minimum of 1 test per superstructure

Class I: Cast-in-Place Barrier	1 test per 500 CY placed
Class II	No minimum testing

710.5.7 Corrective Action

Replace the entire text with the following effective with the November 2021 letting:

710.5.7.1 Optimized Aggregate Gradations

- (1) If the contractor's 4-point running average or a department test result of the volumetric percent retained exceeds the tarantula curve limits by less than or equal to 1.0 percent on a single sieve size, do the following:
 1. Notify the other party immediately.
 2. Perform corrective action documented in the QC plan or as the engineer approves.
 3. Document and provide corrective action results to the engineer as soon as they are available.
 4. Department will conduct two tests within the next business day after corrective action is complete.
 5. If blended aggregate gradations are within the tarantula curve limits by the second department test:
 - Continue with concrete production.
 - Contractor will include a break in the 4-point running average.
 - For Class I: Pavements, department will discontinue reduced frequency testing and will test at a frequency of 1 test per placement day. Once 5 consecutive samples are passing at the 1 test per placement day frequency, the reduced frequency testing will be reapplied.
 6. If blended aggregate gradations are not within the tarantula curve limits by the second department test:
 - Provide a new mix design with an increased cementitious content.
 - If the mix design already has a cementitious content of 565 or more pounds per cubic yard, provide a new mix design.
 - If the contract requires optimized aggregate gradations under 501.2.7.4.2.1(2), stop concrete production and submit a new mix design.
- (2) If the contractor's 4-point running average or a department test result of the volumetric percent retained exceeds the tarantula curve limits by more than 1.0 percent on one or more sieves, stop concrete production and submit a new mix design.
- (3) Department and contractor will sample and test aggregate of the new mix design at the frequency defined in 710.5.6.1.

710.5.7.2 Combined Aggregate Gradations

- (1) If the contractor's 4-point running average or a department test result of the percent passing by weight exceeds the combined aggregate gradation limits by less than or equal to 1.0 percent on a single sieve size, do the following:
 1. Notify the other party immediately.
 2. Perform corrective action documented in the QC plan or as the engineer approves.
 3. Document and provide corrective action results to the engineer as soon as they are available.
 4. Department will conduct two tests within the next business day after corrective action is complete.
 5. If blended aggregate gradations are within the combined aggregate gradation limits by the second department test:
 - Continue with concrete production.
 - Contractor will include a break in the 4-point running average.
 - For Class I: Pavements, department will discontinue reduced frequency testing and will test at a frequency of 1 test per placement day. Once 5 consecutive samples are passing at the 1 test per placement day frequency, the reduced frequency testing will be reapplied.
 6. If blended aggregate gradations are not within the combined aggregate gradation limits by the second department test, stop concrete production and submit a new mix design.
- (2) If the contractor's 4-point running average or a department test result of the percent passing by weight exceeds the combined aggregate gradation limits by more than 1.0 percent on one or more sieves, stop concrete production and submit a new mix design.
- (3) Department and contractor will sample and test aggregate of the new mix design at the frequency defined in 710.5.6.1.

715.3.1.1 General

Replace paragraphs three and four with the following effective with the November 2021 letting:

- (3) Cast a set of 3 additional 6"x12" cylinders and test the concrete surface resistivity according to AASHTO T358. Perform this testing at least once per lot if total contract quantities are greater than or equal to the following:

- 20,000 square yards for pavements.
- 5,000 linear feet for barriers.
- 500 cubic yards for structure concrete.

Submit the resistivity to the nearest tenth into MRS for information only. Resistivity testing is not required for the following:

- Lot with less than 3 sublots.
 - Concrete items classified as ancillary.
 - Concrete placed under the following bid items:
 - Concrete Pavement Approach Slab
 - Concrete Masonry Culverts
 - Concrete Masonry Retaining Walls
- (4) Test the air void system at least once per lot and enter the SAM number in MRS for information only. SAM testing is not required for the following:
- For lots with less than 3 sublots.
 - High early strength (HES) concrete.
 - Special high early strength (SHES) concrete.
 - Concrete placed under the following bid items:
 - Concrete Pavement Approach Slab
 - Concrete Masonry Culverts
 - Concrete Masonry Retaining Walls
 - Steel Grid Floor Concrete Filled
 - Crash Cushions Permanent
 - Crash Cushions Permanent Low Maintenance
 - Crash Cushions Temporary

715.3.1.2.3 Lots by Cubic Yard

Replace the entire text with the following effective with the November 2021 letting:

- (1) Define standard lots and sublots conforming to the following:

TABLE 715-1 CLASS I - LOT AND SUBLOT SIZES

CONCRETE CLASSIFICATION	LOT SIZE	SUBLOT SIZE	NUMBER OF SUBLOTS PER LOT
Class I: Pavement	1250 cubic yards	250 cubic yards	5
Class I: Structures	250 cubic yards	50 cubic yards	5
Class I: Cast-in-Place Barrier	500 cubic yards	100 cubic yards	5

- (2) The contractor may include sublots less than or equal to 25 percent of the standard volume in the previous subplot. For partial sublots exceeding 25 percent of the standard volume, notify the engineer who will direct additional testing to represent that partial subplot.
- (3) An undersized lot is eligible for incentive payment under 715.5 if the lot has 3 or more sublots for that lot.

715.3.2 Strength Evaluation

Replace the entire text with the following effective with the November 2021 letting:

715.3.2.1 General

- (1) The department will make pay adjustments for strength on a lot-by-lot basis using the compressive strength of contractor QC cylinders or the flexural strength of contractor QC beams.

-
- (2) Randomly select 2 QC specimens to test at 28 days for percent within limits (PWL). Compare the strengths of the 2 randomly selected QC specimens and determine the 28-day subplot average strength as follows:
- If the lower strength divided by the higher strength is 0.9 or more, average the 2 QC specimens.
 - If the lower strength divided by the higher strength is less than 0.9, break one additional specimen and average the 2 higher strength specimens.

715.3.2.2 Removal and Replacement

715.3.2.2.1 Pavement

- (1) If a subplot strength is less than 2500 psi in compressive strength or 500 psi in flexural strength, the department may direct the contractor to core that subplot to determine its structural adequacy and whether to direct removal.
- (2) If the engineer directs coring, obtain three cores from the subplot in question. Have an HTCP-certified PCC technician I perform or observe core sampling according to AASHTO T24.
- (3) Have an independent consultant test cores according to AASHTO T24.
- (4) The department will assess concrete for removal and replacement based on a subplot-by-subplot analysis of core strength. Perform coring and testing, fill core holes with an engineer-approved non-shrink grout or concrete, and provide traffic control during coring.
- (5) The subplot pavement is conforming if the compressive strengths of all cores from the subplot are 2500 psi or greater.
- (6) The subplot pavement is nonconforming if the compressive strengths of any core from the subplot is less than 2500 psi. The department may direct removal and replacement or otherwise determine the final disposition of nonconforming material as specified in 106.5.

715.3.2.2.2 Structures and Cast-in-Place Barrier

- (1) The department will evaluate the subplot for possible removal and replacement if the 28-day subplot average compressive strength is lower than f'_c minus 500 psi. The value of f'_c is the design stress the plans show. The department may assess further strength price reductions or require removal and replacement only after coring the subplot.
- (2) The engineer may initially evaluate the subplot strength using a non-destructive method. Based on the results of non-destructive testing, the department may accept the subplot at the previously determined pay for the lot, or direct the contractor to core the subplot.
- (3) If the engineer directs coring, obtain three cores from the subplot in question. Have an HTCP-certified PCC technician I perform or observe core sampling according to AASHTO T24. Determine core locations, subject to the engineer's approval, that do not interfere with structural steel.
- (4) Have an independent consultant test cores according to AASHTO T24.
- (5) The department will assess concrete for removal and replacement based on a subplot-by-subplot analysis of core strength. Perform coring and testing, fill core holes with an engineer-approved non-shrink grout or concrete, and provide traffic control during coring.
- (6) If the 3-core average is greater than or equal to 85 percent of f'_c , and no individual core is less than 75 percent of f'_c , the engineer will accept the subplot at the previously determined pay for the lot. If the 3-core average is less than 85 percent of f'_c , or an individual core is less than 75 percent of f'_c , the engineer may require the contractor to remove and replace the subplot. The department may direct removal and replacement or otherwise determine the final disposition of nonconforming material as specified in 106.5.

715.3.3 Aggregate

Replace the entire text with the following effective with the November 2021 letting:

715.3.3.1 General

- (1) Except as allowed for small quantities in 710.2, test aggregate conforming to 710.5.6.

715.3.3.2 Structures

- (1) In addition to the aggregate testing required under 710.5.6, determine the fine and coarse aggregate moisture content for each sample.
- (2) Calculate target batch weights for each mix when production of that mix begins. Whenever the moisture content of the fine or coarse aggregate changes by more than 0.5 percent, adjust the batch weights to maintain the design w/cm ratio.

715.5 Payment

Replace the entire text with the following effective with the November 2021 letting:

715.5.1 General

- (1) The department will pay incentive for compressive strength under the following bid items:

<u>ITEM NUMBER</u>	<u>DESCRIPTION</u>	<u>UNIT</u>
715.0502	Incentive Strength Concrete Structures	DOL
715.0603	Incentive Strength Concrete Barrier	DOL
715.0715	Incentive Flexural Strength Concrete Pavement	DOL
715.0720	Incentive Compressive Strength Concrete Pavement	DOL

- (2) Incentive payment may be more or less than the amount the schedule of items shows.
- (3) The department will administer disincentives for strength under the Disincentive Strength Concrete Structures, Disincentive Strength Concrete Barrier, Disincentive Flexural Strength Concrete Pavement, and Disincentive Compressive Strength Concrete Pavement, administrative items.
- (4) The pay factor that is calculated from the equations in 715.5.2(2) and 715.5.3(2) will be applied to the unit costs listed below:
- Pavement: \$45 per SY.
 - Structure: \$635 per CY.
 - Cast-in-place barrier: \$75 per LF.
- (5) 28-day strength average for a lot is the average of the individual subplot strengths within the given lot.
- (6) The department will not pay a strength incentive for concrete that is nonconforming in another specified property, for ancillary concrete accepted based on tests of class I concrete, or for high early strength concrete unless placed in pavement gaps as allowed under 715.3.1.2.2.
- (7) Submit test results to the department electronically using MRS software. The department will validate contractor data before determining pay adjustments.
- (8) All coring and testing costs under 715.3.2.2 including filling core holes and providing traffic control during coring are incidental to the contract.

715.5.2 Compressive Strength

- (1) The department will measure PWL relative to strength lower specification limits as follows:
- Compressive strength of 3700 psi for pavements.
 - Compressive strength of 4000 psi for structures and cast-in-place barrier.

- (2) The department will adjust pay for each lot using equation "Comp2022" as follows:

Percent within Limits (PWL)	Pay Factor (%)
≥ 90 to 100	$(1/5 \times \text{PWL}) + 82$
≥ 85 to < 90	100
≥ 50 to < 85	$(5/7 \times \text{PWL}) + (275/7)$
< 50	50 ^[1]

^[1] Any material resulting in a lot PWL value less than 50 will be evaluated according to 715.3.2. In the event the material remains in place, it will be paid at 50 percent of the contract unit price of the concrete bid item.

- (3) The department will not pay incentive if the lot standard deviation is greater than the following:
- 400 psi for pavement.
 - 350 psi for structure and cast-in-place barrier
- (4) For lots with less than 3 sublots, there is no incentive but the department will reduce pay by 50 percent of the contract unit price for sublots with an average compressive strength below the following:
- 3700 psi for pavements.
 - 4000 psi for structures and cast-in-place barrier.

715.5.3 Flexural Strength

- (1) The department will measure PWL relative to strength lower specification limits as follows:
- Flexural strength of 650 psi for pavements.

- (2) The department will adjust pay for each lot using equation "Flex2022" as follows:

Percent within Limits (PWL)	Pay Factor (%)
≥ 90 to 100	$(2/5 \times \text{PWL}) + 64$
≥ 85 to < 90	100

≥ 50 to < 85
 < 50

$(5/7 \times \text{PWL}) + (275/7)$
 $50^{[1]}$

^[1] Material resulting in a lot PWL value less than 50 will be evaluated according to 715.3.2. In the event the material remains in place, it will be paid at 50 percent of the contract unit price of the concrete bid item.

- (3) The department will not pay incentive if the lot standard deviation is greater than 60 psi.
 - (4) For lots with less than 3 sublots, there is no incentive but the department will reduce pay by 50 percent of the contract unit price for sublots with an average flexural strength below 650 psi.
-

ERRATA**460.2.2.3 Aggregate Gradation Master Range****Correct errata by adding US Standard equivalent sieve sizes.**

- (1) Ensure that the aggregate blend, including recycled material and mineral filler, conforms to the gradation requirements in table 460-1. The values listed are design limits; production values may exceed those limits.

TABLE 460-1 AGGREGATE GRADATION MASTER RANGE AND VMA REQUIREMENTS

SIEVE	PERCENT PASSING DESIGNATED SIEVES							
	NOMINAL SIZE							
	No. 1 (37.5 mm) (1 1/2 inch)	No. 2 (25.0 mm) (1 inch)	No. 3 (19.0 mm) (3/4 inch)	No. 4 (12.5 mm) (1/2 inch)	No. 5 (9.5 mm) (3/8 inch)	No. 6 (4.75 mm) (3/16 inch)	SMA No. 4 (12.5 mm) (1/2 inch)	SMA No. 5 (9.5 mm) (3/8 inch)
50.0-mm (2-inch)	100							
37.5-mm (1 1/2-inch)	90 - 100	100						
25.0-mm (1-inch)	90 max	90 - 100	100					
19.0-mm (3/4-inch)	—	90 max	90 - 100	100			100	
12.5-mm (1/2-inch)	—	—	90 max	90 - 100	100		90 - 97	100
9.5-mm (3/8-inch)	—	—	—	90 max	90 - 100	100	58 - 80	90 - 100
4.75-mm (No. 4)	—	—	—	—	90 max	90 - 100	25 - 35	35 - 45
2.36-mm (No. 8)	15 - 41	19 - 45	23 - 49	28 - 58	32 - 67	90 max	15 - 25	18 - 28
1.18-mm (No. 16)	—	—	—	—	—	30 - 55	—	—
0.60-mm (No. 30)	—	—	—	—	—	—	18 max	18 max
0.075-mm (No. 200)	0 - 6.0	1.0 - 7.0	2.0 - 8.0	2.0 - 10.0	2.0 - 10.0	6.0 - 13.0	8.0 - 11.0	8.0 - 12.0
% VMA	11.0 min	12.0 min	13.0 min	14.0 min ^[1]	15.0 min ^[2]	16.0 - 17.5	16.0 min	17.0 min

^[1] 14.5 for LT and MT mixes.

^[2] 15.5 for LT and MT mixes.

715.5.1 GeneralCorrect the bid item number for Incentive Compressive Strength Concrete Pavement.

- (1) The department will pay incentive for compressive strength under the following bid items:

<u>ITEM NUMBER</u>	<u>DESCRIPTION</u>	<u>UNIT</u>
715.0502	Incentive Strength Concrete Structures	DOL
715.0603	Incentive Strength Concrete Barrier	DOL
715.0715	Incentive Flexural Strength Concrete Pavement	DOL
715.0720	Incentive Compressive Strength Concrete Pavement	DOL

ADDITIONAL SPECIAL PROVISION 7

- A. Reporting 1st Tier and DBE Payments During Construction
1. Comply with reporting requirements specified in the department's Civil Rights Compliance, Contractor's User Manual, Sublets and Payments.
 2. Report payments to all DBE firms within 10 calendar days of receipt of a progress payment by the department or a contractor for work performed, materials furnished, or materials stockpiled by a DBE firm. Report the payment as specified in A(1) for all work satisfactorily performed and for all materials furnished or stockpiled.
 3. Report payments to all first tier subcontractor relationships within 10 calendar days of receipt of a progress payment by the department for work performed. Report the payment as specified in A(1) for all work satisfactorily performed.
 4. All tiers shall report payments as necessary to comply with the DBE payment requirement as specified in A(2).
 5. Require all first tier relationships, DBE firms and all other tier relationships necessary to comply with the DBE payment requirement in receipt of a progress payment by contractor to acknowledge receipt of payment as specified in A(1), (2), (3) and (4).
 6. All agreements made by a contractor shall include the provisions in A(1), (2), (3), (4) and (5), and shall be binding on all first tier subcontractor relationships and all contractors and subcontractors utilizing DBE firms on the project.
- B. Costs for conforming to this special provision are incidental to the contract.

NOTE: CRCS Prime Contractor payment is currently not automated and will need to be manually loaded into the Civil Rights Compliance System. Copies of prime contractor payments received (check or ACH) will have to be forwarded to paul.ndon@dot.wi.gov within 5 days of payment receipt to be logged manually.

***Additionally, for information on Subcontractor Sublet assignments, Subcontractor Payments and Payment Tracking, please refer to the CRCS Payment and Sublets manual at:

<https://wisconsindot.gov/Documents/doing-bus/civil-rights/labornwage/crcs-payments-sublets-manual.pdf>

ADDITIONAL SPECIAL PROVISION 9

Electronic Certified Payroll or Labor Data Submittal

(1) Use the department's Civil Rights Compliance System (CRCS) to electronically submit certified payroll reports for contracts with federal funds and labor data for contracts with state funds only. Details are available online through the department's highway construction contractor information (HCCI) site on the Labor, Wages, and EEO Information page at:

<https://wisconsindot.gov/Pages/doing-bus/civil-rights/labornwage/default.aspx>

(2) Ensure that all tiers of subcontractors, including all trucking firms, either submit their weekly certified payroll reports (contracts with federal funds) or labor data (contracts with state funds only) electronically through CRCS. These payrolls or labor data are due within seven calendar days following the close of the payroll period. Every firm providing physical labor towards completing the project is a subcontractor under this special provision.

(3) Upon receipt of contract execution, promptly make all affected firms aware of the requirements under this special provision and arrange for them to receive CRCS training as they are about to begin their submittals. The department will provide training either in a classroom setting at one of our regional offices or by telephone. Contact Paul Ndon at (414) 438-4584 to schedule the training.

(4) The department will reject all paper submittals for information required under this special provision. All costs for conforming to this special provision are incidental to the contract.

(5) Firms wishing to export payroll/labor data from their computer system into CRCS should have their payroll coordinator contact Paul Ndon at paul.ndon@dot.wi.gov. Not every contractor's payroll system is capable of producing export files. For details, see Section 4.8 CPR Auto Submit (Data Mapping) on pages 49-50; 66-71 of the CRCS Payroll Manual at:

<https://wisconsindot.gov/Documents/doing-bus/civil-rights/labornwage/crcs-payroll-manual.pdf>

REQUIRED CONTRACT PROVISIONS FEDERAL-AID CONSTRUCTION CONTRACTS

- I. General
- II. Nondiscrimination
- III. Nonsegregated Facilities
- IV. Davis-Bacon and Related Act Provisions
- V. Contract Work Hours and Safety Standards Act Provisions
- VI. Subletting or Assigning the Contract
- VII. Safety: Accident Prevention
- VIII. False Statements Concerning Highway Projects
- IX. Implementation of Clean Air Act and Federal Water Pollution Control Act
- X. Compliance with Governmentwide Suspension and Debarment Requirements
- XI. Certification Regarding Use of Contract Funds for Lobbying

ATTACHMENTS

A. Employment and Materials Preference for Appalachian Development Highway System or Appalachian Local Access Road Contracts (included in Appalachian contracts only)

I. GENERAL

1. Form FHWA-1273 must be physically incorporated in each construction contract funded under Title 23 (excluding emergency contracts solely intended for debris removal). The contractor (or subcontractor) must insert this form in each subcontract and further require its inclusion in all lower tier subcontracts (excluding purchase orders, rental agreements and other agreements for supplies or services).

The applicable requirements of Form FHWA-1273 are incorporated by reference for work done under any purchase order, rental agreement or agreement for other services. The prime contractor shall be responsible for compliance by any subcontractor, lower-tier subcontractor or service provider.

Form FHWA-1273 must be included in all Federal-aid design-build contracts, in all subcontracts and in lower tier subcontracts (excluding subcontracts for design services, purchase orders, rental agreements and other agreements for supplies or services). The design-builder shall be responsible for compliance by any subcontractor, lower-tier subcontractor or service provider.

Contracting agencies may reference Form FHWA-1273 in bid proposal or request for proposal documents, however, the Form FHWA-1273 must be physically incorporated (not referenced) in all contracts, subcontracts and lower-tier subcontracts (excluding purchase orders, rental agreements and other agreements for supplies or services related to a construction contract).

2. Subject to the applicability criteria noted in the following sections, these contract provisions shall apply to all work performed on the contract by the contractor's own organization and with the assistance of workers under the contractor's immediate superintendence and to all work performed on the contract by piecework, station work, or by subcontract.

3. A breach of any of the stipulations contained in these Required Contract Provisions may be sufficient grounds for withholding of progress payments, withholding of final payment, termination of the contract, suspension / debarment or any other action determined to be appropriate by the contracting agency and FHWA.

4. Selection of Labor: During the performance of this contract, the contractor shall not use convict labor for any purpose within the limits of a construction project on a Federal-aid highway unless it is labor performed by convicts who are on parole, supervised release, or probation. The term Federal-aid highway does not include roadways functionally classified as local roads or rural minor collectors.

II. NONDISCRIMINATION

The provisions of this section related to 23 CFR Part 230 are applicable to all Federal-aid construction contracts and to all related construction subcontracts of \$10,000 or more. The provisions of 23 CFR Part 230 are not applicable to material supply, engineering, or architectural service contracts.

In addition, the contractor and all subcontractors must comply with the following policies: Executive Order 11246, 41 CFR 60, 29 CFR 1625-1627, Title 23 USC Section 140, the Rehabilitation Act of 1973, as amended (29 USC 794), Title VI of the Civil Rights Act of 1964, as amended, and related regulations including 49 CFR Parts 21, 26 and 27; and 23 CFR Parts 200, 230, and 633.

The contractor and all subcontractors must comply with: the requirements of the Equal Opportunity Clause in 41 CFR 60-1.4(b) and, for all construction contracts exceeding \$10,000, the Standard Federal Equal Employment Opportunity Construction Contract Specifications in 41 CFR 60-4.3.

Note: The U.S. Department of Labor has exclusive authority to determine compliance with Executive Order 11246 and the policies of the Secretary of Labor including 41 CFR 60, and 29 CFR 1625-1627. The contracting agency and the FHWA have the authority and the responsibility to ensure compliance with Title 23 USC Section 140, the Rehabilitation Act of 1973, as amended (29 USC 794), and Title VI of the Civil Rights Act of 1964, as amended, and related regulations including 49 CFR Parts 21, 26 and 27; and 23 CFR Parts 200, 230, and 633.

The following provision is adopted from 23 CFR 230, Appendix A, with appropriate revisions to conform to the U.S. Department of Labor (US DOL) and FHWA requirements.

1. Equal Employment Opportunity: Equal employment opportunity (EEO) requirements not to discriminate and to take affirmative action to assure equal opportunity as set forth under laws, executive orders, rules, regulations (28 CFR 35, 29 CFR 1630, 29 CFR 1625-1627, 41 CFR 60 and 49 CFR 27) and orders of the Secretary of Labor as modified by the provisions prescribed herein, and imposed pursuant to 23 U.S.C. 140 shall constitute the EEO and specific affirmative action standards for the contractor's project activities under

this contract. The provisions of the Americans with Disabilities Act of 1990 (42 U.S.C. 12101 et seq.) set forth under 28 CFR 35 and 29 CFR 1630 are incorporated by reference in this contract. In the execution of this contract, the contractor agrees to comply with the following minimum specific requirement activities of EEO:

a. The contractor will work with the contracting agency and the Federal Government to ensure that it has made every good faith effort to provide equal opportunity with respect to all of its terms and conditions of employment and in their review of activities under the contract.

b. The contractor will accept as its operating policy the following statement:

"It is the policy of this Company to assure that applicants are employed, and that employees are treated during employment, without regard to their race, religion, sex, color, national origin, age or disability. Such action shall include: employment, upgrading, demotion, or transfer; recruitment or recruitment advertising; layoff or termination; rates of pay or other forms of compensation; and selection for training, including apprenticeship, pre-apprenticeship, and/or on-the-job training."

2. EEO Officer: The contractor will designate and make known to the contracting officers an EEO Officer who will have the responsibility for and must be capable of effectively administering and promoting an active EEO program and who must be assigned adequate authority and responsibility to do so.

3. Dissemination of Policy: All members of the contractor's staff who are authorized to hire, supervise, promote, and discharge employees, or who recommend such action, or who are substantially involved in such action, will be made fully cognizant of, and will implement, the contractor's EEO policy and contractual responsibilities to provide EEO in each grade and classification of employment. To ensure that the above agreement will be met, the following actions will be taken as a minimum:

a. Periodic meetings of supervisory and personnel office employees will be conducted before the start of work and then not less often than once every six months, at which time the contractor's EEO policy and its implementation will be reviewed and explained. The meetings will be conducted by the EEO Officer.

b. All new supervisory or personnel office employees will be given a thorough indoctrination by the EEO Officer, covering all major aspects of the contractor's EEO obligations within thirty days following their reporting for duty with the contractor.

c. All personnel who are engaged in direct recruitment for the project will be instructed by the EEO Officer in the contractor's procedures for locating and hiring minorities and women.

d. Notices and posters setting forth the contractor's EEO policy will be placed in areas readily accessible to employees, applicants for employment and potential employees.

e. The contractor's EEO policy and the procedures to implement such policy will be brought to the attention of employees by means of meetings, employee handbooks, or other appropriate means.

4. Recruitment: When advertising for employees, the contractor will include in all advertisements for employees the notation: "An Equal Opportunity Employer." All such advertisements will be placed in publications having a large circulation among minorities and women in the area from which the project work force would normally be derived.

a. The contractor will, unless precluded by a valid bargaining agreement, conduct systematic and direct recruitment through public and private employee referral sources likely to yield qualified minorities and women. To meet this requirement, the contractor will identify sources of potential minority group employees, and establish with such identified sources procedures whereby minority and women applicants may be referred to the contractor for employment consideration.

b. In the event the contractor has a valid bargaining agreement providing for exclusive hiring hall referrals, the contractor is expected to observe the provisions of that agreement to the extent that the system meets the contractor's compliance with EEO contract provisions. Where implementation of such an agreement has the effect of discriminating against minorities or women, or obligates the contractor to do the same, such implementation violates Federal nondiscrimination provisions.

c. The contractor will encourage its present employees to refer minorities and women as applicants for employment. Information and procedures with regard to referring such applicants will be discussed with employees.

5. Personnel Actions: Wages, working conditions, and employee benefits shall be established and administered, and personnel actions of every type, including hiring, upgrading, promotion, transfer, demotion, layoff, and termination, shall be taken without regard to race, color, religion, sex, national origin, age or disability. The following procedures shall be followed:

a. The contractor will conduct periodic inspections of project sites to insure that working conditions and employee facilities do not indicate discriminatory treatment of project site personnel.

b. The contractor will periodically evaluate the spread of wages paid within each classification to determine any evidence of discriminatory wage practices.

c. The contractor will periodically review selected personnel actions in depth to determine whether there is evidence of discrimination. Where evidence is found, the contractor will promptly take corrective action. If the review indicates that the discrimination may extend beyond the actions reviewed, such corrective action shall include all affected persons.

d. The contractor will promptly investigate all complaints of alleged discrimination made to the contractor in connection with its obligations under this contract, will attempt to resolve such complaints, and will take appropriate corrective action within a reasonable time. If the investigation indicates that the discrimination may affect persons other than the complainant, such corrective action shall include such other persons. Upon completion of each investigation, the contractor will inform every complainant of all of their avenues of appeal.

6. Training and Promotion:

a. The contractor will assist in locating, qualifying, and increasing the skills of minorities and women who are

applicants for employment or current employees. Such efforts should be aimed at developing full journey level status employees in the type of trade or job classification involved.

b. Consistent with the contractor's work force requirements and as permissible under Federal and State regulations, the contractor shall make full use of training programs, i.e., apprenticeship, and on-the-job training programs for the geographical area of contract performance. In the event a special provision for training is provided under this contract, this subparagraph will be superseded as indicated in the special provision. The contracting agency may reserve training positions for persons who receive welfare assistance in accordance with 23 U.S.C. 140(a).

c. The contractor will advise employees and applicants for employment of available training programs and entrance requirements for each.

d. The contractor will periodically review the training and promotion potential of employees who are minorities and women and will encourage eligible employees to apply for such training and promotion.

7. Unions: If the contractor relies in whole or in part upon unions as a source of employees, the contractor will use good faith efforts to obtain the cooperation of such unions to increase opportunities for minorities and women. Actions by the contractor, either directly or through a contractor's association acting as agent, will include the procedures set forth below:

a. The contractor will use good faith efforts to develop, in cooperation with the unions, joint training programs aimed toward qualifying more minorities and women for membership in the unions and increasing the skills of minorities and women so that they may qualify for higher paying employment.

b. The contractor will use good faith efforts to incorporate an EEO clause into each union agreement to the end that such union will be contractually bound to refer applicants without regard to their race, color, religion, sex, national origin, age or disability.

c. The contractor is to obtain information as to the referral practices and policies of the labor union except that to the extent such information is within the exclusive possession of the labor union and such labor union refuses to furnish such information to the contractor, the contractor shall so certify to the contracting agency and shall set forth what efforts have been made to obtain such information.

d. In the event the union is unable to provide the contractor with a reasonable flow of referrals within the time limit set forth in the collective bargaining agreement, the contractor will, through independent recruitment efforts, fill the employment vacancies without regard to race, color, religion, sex, national origin, age or disability; making full efforts to obtain qualified and/or qualifiable minorities and women. The failure of a union to provide sufficient referrals (even though it is obligated to provide exclusive referrals under the terms of a collective bargaining agreement) does not relieve the contractor from the requirements of this paragraph. In the event the union referral practice prevents the contractor from meeting the obligations pursuant to Executive Order 11246, as amended, and these special provisions, such contractor shall immediately notify the contracting agency.

8. Reasonable Accommodation for Applicants / Employees with Disabilities: The contractor must be familiar

with the requirements for and comply with the Americans with Disabilities Act and all rules and regulations established there under. Employers must provide reasonable accommodation in all employment activities unless to do so would cause an undue hardship.

9. Selection of Subcontractors, Procurement of Materials and Leasing of Equipment: The contractor shall not discriminate on the grounds of race, color, religion, sex, national origin, age or disability in the selection and retention of subcontractors, including procurement of materials and leases of equipment. The contractor shall take all necessary and reasonable steps to ensure nondiscrimination in the administration of this contract.

a. The contractor shall notify all potential subcontractors and suppliers and lessors of their EEO obligations under this contract.

b. The contractor will use good faith efforts to ensure subcontractor compliance with their EEO obligations.

10. Assurance Required by 49 CFR 26.13(b):

a. The requirements of 49 CFR Part 26 and the State DOT's U.S. DOT-approved DBE program are incorporated by reference.

b. The contractor or subcontractor shall not discriminate on the basis of race, color, national origin, or sex in the performance of this contract. The contractor shall carry out applicable requirements of 49 CFR Part 26 in the award and administration of DOT-assisted contracts. Failure by the contractor to carry out these requirements is a material breach of this contract, which may result in the termination of this contract or such other remedy as the contracting agency deems appropriate.

11. Records and Reports: The contractor shall keep such records as necessary to document compliance with the EEO requirements. Such records shall be retained for a period of three years following the date of the final payment to the contractor for all contract work and shall be available at reasonable times and places for inspection by authorized representatives of the contracting agency and the FHWA.

a. The records kept by the contractor shall document the following:

(1) The number and work hours of minority and non-minority group members and women employed in each work classification on the project;

(2) The progress and efforts being made in cooperation with unions, when applicable, to increase employment opportunities for minorities and women; and

(3) The progress and efforts being made in locating, hiring, training, qualifying, and upgrading minorities and women;

b. The contractors and subcontractors will submit an annual report to the contracting agency each July for the duration of the project, indicating the number of minority, women, and non-minority group employees currently engaged in each work classification required by the contract work. This information is to be reported on [Form FHWA-1391](#). The staffing data should represent the project work force on board in all or any part of the last payroll period preceding the end of July. If on-the-job training is being required by special provision, the contractor

will be required to collect and report training data. The employment data should reflect the work force on board during all or any part of the last payroll period preceding the end of July.

III. NONSEGREGATED FACILITIES

This provision is applicable to all Federal-aid construction contracts and to all related construction subcontracts of \$10,000 or more.

The contractor must ensure that facilities provided for employees are provided in such a manner that segregation on the basis of race, color, religion, sex, or national origin cannot result. The contractor may neither require such segregated use by written or oral policies nor tolerate such use by employee custom. The contractor's obligation extends further to ensure that its employees are not assigned to perform their services at any location, under the contractor's control, where the facilities are segregated. The term "facilities" includes waiting rooms, work areas, restaurants and other eating areas, time clocks, restrooms, washrooms, locker rooms, and other storage or dressing areas, parking lots, drinking fountains, recreation or entertainment areas, transportation, and housing provided for employees. The contractor shall provide separate or single-user restrooms and necessary dressing or sleeping areas to assure privacy between sexes.

IV. DAVIS-BACON AND RELATED ACT PROVISIONS

This section is applicable to all Federal-aid construction projects exceeding \$2,000 and to all related subcontracts and lower-tier subcontracts (regardless of subcontract size). The requirements apply to all projects located within the right-of-way of a roadway that is functionally classified as Federal-aid highway. This excludes roadways functionally classified as local roads or rural minor collectors, which are exempt. Contracting agencies may elect to apply these requirements to other projects.

The following provisions are from the U.S. Department of Labor regulations in 29 CFR 5.5 "Contract provisions and related matters" with minor revisions to conform to the FHWA-1273 format and FHWA program requirements.

1. Minimum wages

a. All laborers and mechanics employed or working upon the site of the work, will be paid unconditionally and not less often than once a week, and without subsequent deduction or rebate on any account (except such payroll deductions as are permitted by regulations issued by the Secretary of Labor under the Copeland Act (29 CFR part 3)), the full amount of wages and bona fide fringe benefits (or cash equivalents thereof) due at time of payment computed at rates not less than those contained in the wage determination of the Secretary of Labor which is attached hereto and made a part hereof, regardless of any contractual relationship which may be alleged to exist between the contractor and such laborers and mechanics.

Contributions made or costs reasonably anticipated for bona fide fringe benefits under section 1(b)(2) of the Davis-Bacon Act on behalf of laborers or mechanics are considered wages paid to such laborers or mechanics, subject to the provisions

of paragraph 1.d. of this section; also, regular contributions made or costs incurred for more than a weekly period (but not less often than quarterly) under plans, funds, or programs which cover the particular weekly period, are deemed to be constructively made or incurred during such weekly period. Such laborers and mechanics shall be paid the appropriate wage rate and fringe benefits on the wage determination for the classification of work actually performed, without regard to skill, except as provided in 29 CFR 5.5(a)(4). Laborers or mechanics performing work in more than one classification may be compensated at the rate specified for each classification for the time actually worked therein: Provided, That the employer's payroll records accurately set forth the time spent in each classification in which work is performed. The wage determination (including any additional classification and wage rates conformed under paragraph 1.b. of this section) and the Davis-Bacon poster (WH-1321) shall be posted at all times by the contractor and its subcontractors at the site of the work in a prominent and accessible place where it can be easily seen by the workers.

b. (1) The contracting officer shall require that any class of laborers or mechanics, including helpers, which is not listed in the wage determination and which is to be employed under the contract shall be classified in conformance with the wage determination. The contracting officer shall approve an additional classification and wage rate and fringe benefits therefore only when the following criteria have been met:

(i) The work to be performed by the classification requested is not performed by a classification in the wage determination; and

(ii) The classification is utilized in the area by the construction industry; and

(iii) The proposed wage rate, including any bona fide fringe benefits, bears a reasonable relationship to the wage rates contained in the wage determination.

(2) If the contractor and the laborers and mechanics to be employed in the classification (if known), or their representatives, and the contracting officer agree on the classification and wage rate (including the amount designated for fringe benefits where appropriate), a report of the action taken shall be sent by the contracting officer to the Administrator of the Wage and Hour Division, Employment Standards Administration, U.S. Department of Labor, Washington, DC 20210. The Administrator, or an authorized representative, will approve, modify, or disapprove every additional classification action within 30 days of receipt and so advise the contracting officer or will notify the contracting officer within the 30-day period that additional time is necessary.

(3) In the event the contractor, the laborers or mechanics to be employed in the classification or their representatives, and the contracting officer do not agree on the proposed classification and wage rate (including the amount designated for fringe benefits, where appropriate), the contracting officer shall refer the questions, including the views of all interested parties and the recommendation of the contracting officer, to the Wage and Hour Administrator for determination. The Wage and Hour Administrator, or an authorized representative, will issue a determination within 30 days of receipt and so advise the contracting officer or

will notify the contracting officer within the 30-day period that additional time is necessary.

(4) The wage rate (including fringe benefits where appropriate) determined pursuant to paragraphs 1.b.(2) or 1.b.(3) of this section, shall be paid to all workers performing work in the classification under this contract from the first day on which work is performed in the classification.

c. Whenever the minimum wage rate prescribed in the contract for a class of laborers or mechanics includes a fringe benefit which is not expressed as an hourly rate, the contractor shall either pay the benefit as stated in the wage determination or shall pay another bona fide fringe benefit or an hourly cash equivalent thereof.

d. If the contractor does not make payments to a trustee or other third person, the contractor may consider as part of the wages of any laborer or mechanic the amount of any costs reasonably anticipated in providing bona fide fringe benefits under a plan or program. Provided, That the Secretary of Labor has found, upon the written request of the contractor, that the applicable standards of the Davis-Bacon Act have been met. The Secretary of Labor may require the contractor to set aside in a separate account assets for the meeting of obligations under the plan or program.

2. Withholding

The contracting agency shall upon its own action or upon written request of an authorized representative of the Department of Labor, withhold or cause to be withheld from the contractor under this contract, or any other Federal contract with the same prime contractor, or any other federally-assisted contract subject to Davis-Bacon prevailing wage requirements, which is held by the same prime contractor, so much of the accrued payments or advances as may be considered necessary to pay laborers and mechanics, including apprentices, trainees, and helpers, employed by the contractor or any subcontractor the full amount of wages required by the contract. In the event of failure to pay any laborer or mechanic, including any apprentice, trainee, or helper, employed or working on the site of the work, all or part of the wages required by the contract, the contracting agency may, after written notice to the contractor, take such action as may be necessary to cause the suspension of any further payment, advance, or guarantee of funds until such violations have ceased.

3. Payrolls and basic records

a. Payrolls and basic records relating thereto shall be maintained by the contractor during the course of the work and preserved for a period of three years thereafter for all laborers and mechanics working at the site of the work. Such records shall contain the name, address, and social security number of each such worker, his or her correct classification, hourly rates of wages paid (including rates of contributions or costs anticipated for bona fide fringe benefits or cash equivalents thereof of the types described in section 1(b)(2)(B) of the Davis-Bacon Act), daily and weekly number of hours worked, deductions made and actual wages paid. Whenever the Secretary of Labor has found under 29 CFR 5.5(a)(1)(iv) that the wages of any laborer or mechanic include the amount of any costs reasonably anticipated in providing benefits under a plan or program described in section 1(b)(2)(B) of the Davis-

Bacon Act, the contractor shall maintain records which show that the commitment to provide such benefits is enforceable, that the plan or program is financially responsible, and that the plan or program has been communicated in writing to the laborers or mechanics affected, and records which show the costs anticipated or the actual cost incurred in providing such benefits. Contractors employing apprentices or trainees under approved programs shall maintain written evidence of the registration of apprenticeship programs and certification of trainee programs, the registration of the apprentices and trainees, and the ratios and wage rates prescribed in the applicable programs.

b. (1) The contractor shall submit weekly for each week in which any contract work is performed a copy of all payrolls to the contracting agency. The payrolls submitted shall set out accurately and completely all of the information required to be maintained under 29 CFR 5.5(a)(3)(i), except that full social security numbers and home addresses shall not be included on weekly transmittals. Instead the payrolls shall only need to include an individually identifying number for each employee (e.g., the last four digits of the employee's social security number). The required weekly payroll information may be submitted in any form desired. Optional Form WH-347 is available for this purpose from the Wage and Hour Division Web site at <http://www.dol.gov/esa/whd/forms/wh347instr.htm> or its successor site. The prime contractor is responsible for the submission of copies of payrolls by all subcontractors. Contractors and subcontractors shall maintain the full social security number and current address of each covered worker, and shall provide them upon request to the contracting agency for transmission to the State DOT, the FHWA or the Wage and Hour Division of the Department of Labor for purposes of an investigation or audit of compliance with prevailing wage requirements. It is not a violation of this section for a prime contractor to require a subcontractor to provide addresses and social security numbers to the prime contractor for its own records, without weekly submission to the contracting agency..

(2) Each payroll submitted shall be accompanied by a "Statement of Compliance," signed by the contractor or subcontractor or his or her agent who pays or supervises the payment of the persons employed under the contract and shall certify the following:

(i) That the payroll for the payroll period contains the information required to be provided under §5.5 (a)(3)(ii) of Regulations, 29 CFR part 5, the appropriate information is being maintained under §5.5 (a)(3)(i) of Regulations, 29 CFR part 5, and that such information is correct and complete;

(ii) That each laborer or mechanic (including each helper, apprentice, and trainee) employed on the contract during the payroll period has been paid the full weekly wages earned, without rebate, either directly or indirectly, and that no deductions have been made either directly or indirectly from the full wages earned, other than permissible deductions as set forth in Regulations, 29 CFR part 3;

(iii) That each laborer or mechanic has been paid not less than the applicable wage rates and fringe benefits or cash equivalents for the classification of work performed, as specified in the applicable wage determination incorporated into the contract.

(3) The weekly submission of a properly executed certification set forth on the reverse side of Optional Form WH-347 shall satisfy the requirement for submission of the "Statement of Compliance" required by paragraph 3.b.(2) of this section.

(4) The falsification of any of the above certifications may subject the contractor or subcontractor to civil or criminal prosecution under section 1001 of title 18 and section 231 of title 31 of the United States Code.

c. The contractor or subcontractor shall make the records required under paragraph 3.a. of this section available for inspection, copying, or transcription by authorized representatives of the contracting agency, the State DOT, the FHWA, or the Department of Labor, and shall permit such representatives to interview employees during working hours on the job. If the contractor or subcontractor fails to submit the required records or to make them available, the FHWA may, after written notice to the contractor, the contracting agency or the State DOT, take such action as may be necessary to cause the suspension of any further payment, advance, or guarantee of funds. Furthermore, failure to submit the required records upon request or to make such records available may be grounds for debarment action pursuant to 29 CFR 5.12.

4. Apprentices and trainees

a. Apprentices (programs of the USDOL).

Apprentices will be permitted to work at less than the predetermined rate for the work they performed when they are employed pursuant to and individually registered in a bona fide apprenticeship program registered with the U.S. Department of Labor, Employment and Training Administration, Office of Apprenticeship Training, Employer and Labor Services, or with a State Apprenticeship Agency recognized by the Office, or if a person is employed in his or her first 90 days of probationary employment as an apprentice in such an apprenticeship program, who is not individually registered in the program, but who has been certified by the Office of Apprenticeship Training, Employer and Labor Services or a State Apprenticeship Agency (where appropriate) to be eligible for probationary employment as an apprentice.

The allowable ratio of apprentices to journeymen on the job site in any craft classification shall not be greater than the ratio permitted to the contractor as to the entire work force under the registered program. Any worker listed on a payroll at an apprentice wage rate, who is not registered or otherwise employed as stated above, shall be paid not less than the applicable wage rate on the wage determination for the classification of work actually performed. In addition, any apprentice performing work on the job site in excess of the ratio permitted under the registered program shall be paid not less than the applicable wage rate on the wage determination for the work actually performed. Where a contractor is performing construction on a project in a locality other than that in which its program is registered, the ratios and wage rates (expressed in percentages of the journeyman's hourly rate) specified in the contractor's or subcontractor's registered program shall be observed.

Every apprentice must be paid at not less than the rate specified in the registered program for the apprentice's level of progress, expressed as a percentage of the journeymen hourly

rate specified in the applicable wage determination. Apprentices shall be paid fringe benefits in accordance with the provisions of the apprenticeship program. If the apprenticeship program does not specify fringe benefits, apprentices must be paid the full amount of fringe benefits listed on the wage determination for the applicable classification. If the Administrator determines that a different practice prevails for the applicable apprentice classification, fringes shall be paid in accordance with that determination.

In the event the Office of Apprenticeship Training, Employer and Labor Services, or a State Apprenticeship Agency recognized by the Office, withdraws approval of an apprenticeship program, the contractor will no longer be permitted to utilize apprentices at less than the applicable predetermined rate for the work performed until an acceptable program is approved.

b. Trainees (programs of the USDOL).

Except as provided in 29 CFR 5.16, trainees will not be permitted to work at less than the predetermined rate for the work performed unless they are employed pursuant to and individually registered in a program which has received prior approval, evidenced by formal certification by the U.S. Department of Labor, Employment and Training Administration.

The ratio of trainees to journeymen on the job site shall not be greater than permitted under the plan approved by the Employment and Training Administration.

Every trainee must be paid at not less than the rate specified in the approved program for the trainee's level of progress, expressed as a percentage of the journeyman hourly rate specified in the applicable wage determination. Trainees shall be paid fringe benefits in accordance with the provisions of the trainee program. If the trainee program does not mention fringe benefits, trainees shall be paid the full amount of fringe benefits listed on the wage determination unless the Administrator of the Wage and Hour Division determines that there is an apprenticeship program associated with the corresponding journeyman wage rate on the wage determination which provides for less than full fringe benefits for apprentices. Any employee listed on the payroll at a trainee rate who is not registered and participating in a training plan approved by the Employment and Training Administration shall be paid not less than the applicable wage rate on the wage determination for the classification of work actually performed. In addition, any trainee performing work on the job site in excess of the ratio permitted under the registered program shall be paid not less than the applicable wage rate on the wage determination for the work actually performed.

In the event the Employment and Training Administration withdraws approval of a training program, the contractor will no longer be permitted to utilize trainees at less than the applicable predetermined rate for the work performed until an acceptable program is approved.

c. Equal employment opportunity. The utilization of apprentices, trainees and journeymen under this part shall be in conformity with the equal employment opportunity requirements of Executive Order 11246, as amended, and 29 CFR part 30.

d. Apprentices and Trainees (programs of the U.S. DOT).

Apprentices and trainees working under apprenticeship and skill training programs which have been certified by the Secretary of Transportation as promoting EEO in connection with Federal-aid highway construction programs are not subject to the requirements of paragraph 4 of this Section IV. The straight time hourly wage rates for apprentices and trainees under such programs will be established by the particular programs. The ratio of apprentices and trainees to journeymen shall not be greater than permitted by the terms of the particular program.

5. Compliance with Copeland Act requirements. The contractor shall comply with the requirements of 29 CFR part 3, which are incorporated by reference in this contract.

6. Subcontracts. The contractor or subcontractor shall insert Form FHWA-1273 in any subcontracts and also require the subcontractors to include Form FHWA-1273 in any lower tier subcontracts. The prime contractor shall be responsible for the compliance by any subcontractor or lower tier subcontractor with all the contract clauses in 29 CFR 5.5.

7. Contract termination: debarment. A breach of the contract clauses in 29 CFR 5.5 may be grounds for termination of the contract, and for debarment as a contractor and a subcontractor as provided in 29 CFR 5.12.

8. Compliance with Davis-Bacon and Related Act requirements. All rulings and interpretations of the Davis-Bacon and Related Acts contained in 29 CFR parts 1, 3, and 5 are herein incorporated by reference in this contract.

9. Disputes concerning labor standards. Disputes arising out of the labor standards provisions of this contract shall not be subject to the general disputes clause of this contract. Such disputes shall be resolved in accordance with the procedures of the Department of Labor set forth in 29 CFR parts 5, 6, and 7. Disputes within the meaning of this clause include disputes between the contractor (or any of its subcontractors) and the contracting agency, the U.S. Department of Labor, or the employees or their representatives.

10. Certification of eligibility.

a. By entering into this contract, the contractor certifies that neither it (nor he or she) nor any person or firm who has an interest in the contractor's firm is a person or firm ineligible to be awarded Government contracts by virtue of section 3(a) of the Davis-Bacon Act or 29 CFR 5.12(a)(1).

b. No part of this contract shall be subcontracted to any person or firm ineligible for award of a Government contract by virtue of section 3(a) of the Davis-Bacon Act or 29 CFR 5.12(a)(1).

c. The penalty for making false statements is prescribed in the U.S. Criminal Code, 18 U.S.C. 1001.

V. CONTRACT WORK HOURS AND SAFETY STANDARDS ACT

The following clauses apply to any Federal-aid construction contract in an amount in excess of \$100,000 and subject to the overtime provisions of the Contract Work Hours and Safety Standards Act. These clauses shall be inserted in addition to the clauses required by 29 CFR 5.5(a) or 29 CFR 4.6. As used in this paragraph, the terms laborers and mechanics include watchmen and guards.

1. Overtime requirements. No contractor or subcontractor contracting for any part of the contract work which may require or involve the employment of laborers or mechanics shall require or permit any such laborer or mechanic in any workweek in which he or she is employed on such work to work in excess of forty hours in such workweek unless such laborer or mechanic receives compensation at a rate not less than one and one-half times the basic rate of pay for all hours worked in excess of forty hours in such workweek.

2. Violation; liability for unpaid wages; liquidated damages. In the event of any violation of the clause set forth in paragraph (1.) of this section, the contractor and any subcontractor responsible therefor shall be liable for the unpaid wages. In addition, such contractor and subcontractor shall be liable to the United States (in the case of work done under contract for the District of Columbia or a territory, to such District or to such territory), for liquidated damages. Such liquidated damages shall be computed with respect to each individual laborer or mechanic, including watchmen and guards, employed in violation of the clause set forth in paragraph (1.) of this section, in the sum of \$10 for each calendar day on which such individual was required or permitted to work in excess of the standard workweek of forty hours without payment of the overtime wages required by the clause set forth in paragraph (1.) of this section.

3. Withholding for unpaid wages and liquidated damages. The FHWA or the contracting agency shall upon its own action or upon written request of an authorized representative of the Department of Labor withhold or cause to be withheld, from any moneys payable on account of work performed by the contractor or subcontractor under any such contract or any other Federal contract with the same prime contractor, or any other federally-assisted contract subject to the Contract Work Hours and Safety Standards Act, which is held by the same prime contractor, such sums as may be determined to be necessary to satisfy any liabilities of such contractor or subcontractor for unpaid wages and liquidated damages as provided in the clause set forth in paragraph (2.) of this section.

4. Subcontracts. The contractor or subcontractor shall insert in any subcontracts the clauses set forth in paragraph (1.) through (4.) of this section and also a clause requiring the subcontractors to include these clauses in any lower tier subcontracts. The prime contractor shall be responsible for compliance by any subcontractor or lower tier subcontractor with the clauses set forth in paragraphs (1.) through (4.) of this section.

VI. SUBLETTING OR ASSIGNING THE CONTRACT

This provision is applicable to all Federal-aid construction contracts on the National Highway System.

1. The contractor shall perform with its own organization contract work amounting to not less than 30 percent (or a greater percentage if specified elsewhere in the contract) of the total original contract price, excluding any specialty items designated by the contracting agency. Specialty items may be performed by subcontract and the amount of any such specialty items performed may be deducted from the total original contract price before computing the amount of work required to be performed by the contractor's own organization (23 CFR 635.116).

a. The term "perform work with its own organization" refers to workers employed or leased by the prime contractor, and equipment owned or rented by the prime contractor, with or without operators. Such term does not include employees or equipment of a subcontractor or lower tier subcontractor, agents of the prime contractor, or any other assignees. The term may include payments for the costs of hiring leased employees from an employee leasing firm meeting all relevant Federal and State regulatory requirements. Leased employees may only be included in this term if the prime contractor meets all of the following conditions:

(1) the prime contractor maintains control over the supervision of the day-to-day activities of the leased employees;

(2) the prime contractor remains responsible for the quality of the work of the leased employees;

(3) the prime contractor retains all power to accept or exclude individual employees from work on the project; and

(4) the prime contractor remains ultimately responsible for the payment of predetermined minimum wages, the submission of payrolls, statements of compliance and all other Federal regulatory requirements.

b. "Specialty Items" shall be construed to be limited to work that requires highly specialized knowledge, abilities, or equipment not ordinarily available in the type of contracting organizations qualified and expected to bid or propose on the contract as a whole and in general are to be limited to minor components of the overall contract.

2. The contract amount upon which the requirements set forth in paragraph (1) of Section VI is computed includes the cost of material and manufactured products which are to be purchased or produced by the contractor under the contract provisions.

3. The contractor shall furnish (a) a competent superintendent or supervisor who is employed by the firm, has full authority to direct performance of the work in accordance with the contract requirements, and is in charge of all construction operations (regardless of who performs the work) and (b) such other of its own organizational resources (supervision, management, and engineering services) as the contracting officer determines is necessary to assure the performance of the contract.

4. No portion of the contract shall be sublet, assigned or otherwise disposed of except with the written consent of the contracting officer, or authorized representative, and such consent when given shall not be construed to relieve the contractor of any responsibility for the fulfillment of the contract. Written consent will be given only after the contracting agency has assured that each subcontract is

evidenced in writing and that it contains all pertinent provisions and requirements of the prime contract.

5. The 30% self-performance requirement of paragraph (1) is not applicable to design-build contracts; however, contracting agencies may establish their own self-performance requirements.

VII. SAFETY: ACCIDENT PREVENTION

This provision is applicable to all Federal-aid construction contracts and to all related subcontracts.

1. In the performance of this contract the contractor shall comply with all applicable Federal, State, and local laws governing safety, health, and sanitation (23 CFR 635). The contractor shall provide all safeguards, safety devices and protective equipment and take any other needed actions as it determines, or as the contracting officer may determine, to be reasonably necessary to protect the life and health of employees on the job and the safety of the public and to protect property in connection with the performance of the work covered by the contract.

2. It is a condition of this contract, and shall be made a condition of each subcontract, which the contractor enters into pursuant to this contract, that the contractor and any subcontractor shall not permit any employee, in performance of the contract, to work in surroundings or under conditions which are unsanitary, hazardous or dangerous to his/her health or safety, as determined under construction safety and health standards (29 CFR 1926) promulgated by the Secretary of Labor, in accordance with Section 107 of the Contract Work Hours and Safety Standards Act (40 U.S.C. 3704).

3. Pursuant to 29 CFR 1926.3, it is a condition of this contract that the Secretary of Labor or authorized representative thereof, shall have right of entry to any site of contract performance to inspect or investigate the matter of compliance with the construction safety and health standards and to carry out the duties of the Secretary under Section 107 of the Contract Work Hours and Safety Standards Act (40 U.S.C.3704).

VIII. FALSE STATEMENTS CONCERNING HIGHWAY PROJECTS

This provision is applicable to all Federal-aid construction contracts and to all related subcontracts.

In order to assure high quality and durable construction in conformity with approved plans and specifications and a high degree of reliability on statements and representations made by engineers, contractors, suppliers, and workers on Federal-aid highway projects, it is essential that all persons concerned with the project perform their functions as carefully, thoroughly, and honestly as possible. Willful falsification, distortion, or misrepresentation with respect to any facts related to the project is a violation of Federal law. To prevent any misunderstanding regarding the seriousness of these and similar acts, Form FHWA-1022 shall be posted on each Federal-aid highway project (23 CFR 635) in one or more places where it is readily available to all persons concerned with the project:

18 U.S.C. 1020 reads as follows:

"Whoever, being an officer, agent, or employee of the United States, or of any State or Territory, or whoever, whether a person, association, firm, or corporation, knowingly makes any false statement, false representation, or false report as to the character, quality, quantity, or cost of the material used or to be used, or the quantity or quality of the work performed or to be performed, or the cost thereof in connection with the submission of plans, maps, specifications, contracts, or costs of construction on any highway or related project submitted for approval to the Secretary of Transportation; or

Whoever knowingly makes any false statement, false representation, false report or false claim with respect to the character, quality, quantity, or cost of any work performed or to be performed, or materials furnished or to be furnished, in connection with the construction of any highway or related project approved by the Secretary of Transportation; or

Whoever knowingly makes any false statement or false representation as to material fact in any statement, certificate, or report submitted pursuant to provisions of the Federal-aid Roads Act approved July 1, 1916, (39 Stat. 355), as amended and supplemented;

Shall be fined under this title or imprisoned not more than 5 years or both."

IX. IMPLEMENTATION OF CLEAN AIR ACT AND FEDERAL WATER POLLUTION CONTROL ACT

This provision is applicable to all Federal-aid construction contracts and to all related subcontracts.

By submission of this bid/proposal or the execution of this contract, or subcontract, as appropriate, the bidder, proposer, Federal-aid construction contractor, or subcontractor, as appropriate, will be deemed to have stipulated as follows:

1. That any person who is or will be utilized in the performance of this contract is not prohibited from receiving an award due to a violation of Section 508 of the Clean Water Act or Section 306 of the Clean Air Act.

2. That the contractor agrees to include or cause to be included the requirements of paragraph (1) of this Section X in every subcontract, and further agrees to take such action as the contracting agency may direct as a means of enforcing such requirements.

X. CERTIFICATION REGARDING DEBARMENT, SUSPENSION, INELIGIBILITY AND VOLUNTARY EXCLUSION

This provision is applicable to all Federal-aid construction contracts, design-build contracts, subcontracts, lower-tier subcontracts, purchase orders, lease agreements, consultant contracts or any other covered transaction requiring FHWA approval or that is estimated to cost \$25,000 or more – as defined in 2 CFR Parts 180 and 1200.

1. Instructions for Certification – First Tier Participants:

a. By signing and submitting this proposal, the prospective first tier participant is providing the certification set out below.

b. The inability of a person to provide the certification set out below will not necessarily result in denial of participation in this

covered transaction. The prospective first tier participant shall submit an explanation of why it cannot provide the certification set out below. The certification or explanation will be considered in connection with the department or agency's determination whether to enter into this transaction. However, failure of the prospective first tier participant to furnish a certification or an explanation shall disqualify such a person from participation in this transaction.

c. The certification in this clause is a material representation of fact upon which reliance was placed when the contracting agency determined to enter into this transaction. If it is later determined that the prospective participant knowingly rendered an erroneous certification, in addition to other remedies available to the Federal Government, the contracting agency may terminate this transaction for cause of default.

d. The prospective first tier participant shall provide immediate written notice to the contracting agency to whom this proposal is submitted if any time the prospective first tier participant learns that its certification was erroneous when submitted or has become erroneous by reason of changed circumstances.

e. The terms "covered transaction," "debarred," "suspended," "ineligible," "participant," "person," "principal," and "voluntarily excluded," as used in this clause, are defined in 2 CFR Parts 180 and 1200. "First Tier Covered Transactions" refers to any covered transaction between a grantee or subgrantee of Federal funds and a participant (such as the prime or general contract). "Lower Tier Covered Transactions" refers to any covered transaction under a First Tier Covered Transaction (such as subcontracts). "First Tier Participant" refers to the participant who has entered into a covered transaction with a grantee or subgrantee of Federal funds (such as the prime or general contractor). "Lower Tier Participant" refers any participant who has entered into a covered transaction with a First Tier Participant or other Lower Tier Participants (such as subcontractors and suppliers).

f. The prospective first tier participant agrees by submitting this proposal that, should the proposed covered transaction be entered into, it shall not knowingly enter into any lower tier covered transaction with a person who is debarred, suspended, declared ineligible, or voluntarily excluded from participation in this covered transaction, unless authorized by the department or agency entering into this transaction.

g. The prospective first tier participant further agrees by submitting this proposal that it will include the clause titled "Certification Regarding Debarment, Suspension, Ineligibility and Voluntary Exclusion-Lower Tier Covered Transactions," provided by the department or contracting agency, entering into this covered transaction, without modification, in all lower tier covered transactions and in all solicitations for lower tier covered transactions exceeding the \$25,000 threshold.

h. A participant in a covered transaction may rely upon a certification of a prospective participant in a lower tier covered transaction that is not debarred, suspended, ineligible, or voluntarily excluded from the covered transaction, unless it knows that the certification is erroneous. A participant is responsible for ensuring that its principals are not suspended, debarred, or otherwise ineligible to participate in covered transactions. To verify the eligibility of its principals, as well as the eligibility of any lower tier prospective participants, each participant may, but is not required to, check the Excluded Parties List System website (<https://www.epls.gov/>), which is compiled by the General Services Administration.

i. Nothing contained in the foregoing shall be construed to require the establishment of a system of records in order to render in good faith the certification required by this clause. The knowledge and information of the prospective participant is not required to exceed that which is normally possessed by a prudent person in the ordinary course of business dealings.

j. Except for transactions authorized under paragraph (f) of these instructions, if a participant in a covered transaction knowingly enters into a lower tier covered transaction with a person who is suspended, debarred, ineligible, or voluntarily excluded from participation in this transaction, in addition to other remedies available to the Federal Government, the department or agency may terminate this transaction for cause or default.

* * * * *

2. Certification Regarding Debarment, Suspension, Ineligibility and Voluntary Exclusion – First Tier Participants:

a. The prospective first tier participant certifies to the best of its knowledge and belief, that it and its principals:

(1) Are not presently debarred, suspended, proposed for debarment, declared ineligible, or voluntarily excluded from participating in covered transactions by any Federal department or agency;

(2) Have not within a three-year period preceding this proposal been convicted of or had a civil judgment rendered against them for commission of fraud or a criminal offense in connection with obtaining, attempting to obtain, or performing a public (Federal, State or local) transaction or contract under a public transaction; violation of Federal or State antitrust statutes or commission of embezzlement, theft, forgery, bribery, falsification or destruction of records, making false statements, or receiving stolen property;

(3) Are not presently indicted for or otherwise criminally or civilly charged by a governmental entity (Federal, State or local) with commission of any of the offenses enumerated in paragraph (a)(2) of this certification; and

(4) Have not within a three-year period preceding this application/proposal had one or more public transactions (Federal, State or local) terminated for cause or default.

b. Where the prospective participant is unable to certify to any of the statements in this certification, such prospective participant shall attach an explanation to this proposal.

2. Instructions for Certification - Lower Tier Participants:

(Applicable to all subcontracts, purchase orders and other lower tier transactions requiring prior FHWA approval or estimated to cost \$25,000 or more - 2 CFR Parts 180 and 1200)

a. By signing and submitting this proposal, the prospective lower tier is providing the certification set out below.

b. The certification in this clause is a material representation of fact upon which reliance was placed when this transaction was entered into. If it is later determined that the prospective lower tier participant knowingly rendered an erroneous certification, in addition to other remedies available to the Federal Government, the department, or agency with which

this transaction originated may pursue available remedies, including suspension and/or debarment.

c. The prospective lower tier participant shall provide immediate written notice to the person to which this proposal is submitted if at any time the prospective lower tier participant learns that its certification was erroneous by reason of changed circumstances.

d. The terms "covered transaction," "debarred," "suspended," "ineligible," "participant," "person," "principal," and "voluntarily excluded," as used in this clause, are defined in 2 CFR Parts 180 and 1200. You may contact the person to which this proposal is submitted for assistance in obtaining a copy of those regulations. "First Tier Covered Transactions" refers to any covered transaction between a grantee or subgrantee of Federal funds and a participant (such as the prime or general contract). "Lower Tier Covered Transactions" refers to any covered transaction under a First Tier Covered Transaction (such as subcontracts). "First Tier Participant" refers to the participant who has entered into a covered transaction with a grantee or subgrantee of Federal funds (such as the prime or general contractor). "Lower Tier Participant" refers any participant who has entered into a covered transaction with a First Tier Participant or other Lower Tier Participants (such as subcontractors and suppliers).

e. The prospective lower tier participant agrees by submitting this proposal that, should the proposed covered transaction be entered into, it shall not knowingly enter into any lower tier covered transaction with a person who is debarred, suspended, declared ineligible, or voluntarily excluded from participation in this covered transaction, unless authorized by the department or agency with which this transaction originated.

f. The prospective lower tier participant further agrees by submitting this proposal that it will include this clause titled "Certification Regarding Debarment, Suspension, Ineligibility and Voluntary Exclusion-Lower Tier Covered Transaction," without modification, in all lower tier covered transactions and in all solicitations for lower tier covered transactions exceeding the \$25,000 threshold.

g. A participant in a covered transaction may rely upon a certification of a prospective participant in a lower tier covered transaction that is not debarred, suspended, ineligible, or voluntarily excluded from the covered transaction, unless it knows that the certification is erroneous. A participant is responsible for ensuring that its principals are not suspended, debarred, or otherwise ineligible to participate in covered transactions. To verify the eligibility of its principals, as well as the eligibility of any lower tier prospective participants, each participant may, but is not required to, check the Excluded Parties List System website (<https://www.epls.gov/>), which is compiled by the General Services Administration.

h. Nothing contained in the foregoing shall be construed to require establishment of a system of records in order to render in good faith the certification required by this clause. The knowledge and information of participant is not required to exceed that which is normally possessed by a prudent person in the ordinary course of business dealings.

i. Except for transactions authorized under paragraph e of these instructions, if a participant in a covered transaction knowingly enters into a lower tier covered transaction with a person who is suspended, debarred, ineligible, or voluntarily excluded from participation in this transaction, in addition to other remedies available to the Federal Government, the

department or agency with which this transaction originated may pursue available remedies, including suspension and/or debarment.

* * * * *

Certification Regarding Debarment, Suspension, Ineligibility and Voluntary Exclusion--Lower Tier Participants:

1. The prospective lower tier participant certifies, by submission of this proposal, that neither it nor its principals is presently debarred, suspended, proposed for debarment, declared ineligible, or voluntarily excluded from participating in covered transactions by any Federal department or agency.

2. Where the prospective lower tier participant is unable to certify to any of the statements in this certification, such prospective participant shall attach an explanation to this proposal.

* * * * *

XI. CERTIFICATION REGARDING USE OF CONTRACT FUNDS FOR LOBBYING

This provision is applicable to all Federal-aid construction contracts and to all related subcontracts which exceed \$100,000 (49 CFR 20).

1. The prospective participant certifies, by signing and submitting this bid or proposal, to the best of his or her knowledge and belief, that:

a. No Federal appropriated funds have been paid or will be paid, by or on behalf of the undersigned, to any person for influencing or attempting to influence an officer or employee of any Federal agency, a Member of Congress, an officer or employee of Congress, or an employee of a Member of Congress in connection with the awarding of any Federal contract, the making of any Federal grant, the making of any Federal loan, the entering into of any cooperative agreement, and the extension, continuation, renewal, amendment, or modification of any Federal contract, grant, loan, or cooperative agreement.

b. If any funds other than Federal appropriated funds have been paid or will be paid to any person for influencing or attempting to influence an officer or employee of any Federal agency, a Member of Congress, an officer or employee of Congress, or an employee of a Member of Congress in connection with this Federal contract, grant, loan, or cooperative agreement, the undersigned shall complete and submit Standard Form-LLL, "Disclosure Form to Report Lobbying," in accordance with its instructions.

2. This certification is a material representation of fact upon which reliance was placed when this transaction was made or entered into. Submission of this certification is a prerequisite for making or entering into this transaction imposed by 31 U.S.C. 1352. Any person who fails to file the required certification shall be subject to a civil penalty of not less than \$10,000 and not more than \$100,000 for each such failure.

3. The prospective participant also agrees by submitting its bid or proposal that the participant shall require that the language of this certification be included in all lower tier subcontracts, which exceed \$100,000 and that all such recipients shall certify and disclose accordingly.

**ATTACHMENT A - EMPLOYMENT AND MATERIALS
PREFERENCE FOR APPALACHIAN DEVELOPMENT
HIGHWAY SYSTEM OR APPALACHIAN LOCAL ACCESS
ROAD CONTRACTS**

This provision is applicable to all Federal-aid projects funded under the Appalachian Regional Development Act of 1965.

1. During the performance of this contract, the contractor undertaking to do work which is, or reasonably may be, done as on-site work, shall give preference to qualified persons who regularly reside in the labor area as designated by the DOL wherein the contract work is situated, or the subregion, or the Appalachian counties of the State wherein the contract work is situated, except:

a. To the extent that qualified persons regularly residing in the area are not available.

b. For the reasonable needs of the contractor to employ supervisory or specially experienced personnel necessary to assure an efficient execution of the contract work.

c. For the obligation of the contractor to offer employment to present or former employees as the result of a lawful collective bargaining contract, provided that the number of nonresident persons employed under this subparagraph (1c) shall not exceed 20 percent of the total number of employees employed by the contractor on the contract work, except as provided in subparagraph (4) below.

2. The contractor shall place a job order with the State Employment Service indicating (a) the classifications of the laborers, mechanics and other employees required to perform the contract work, (b) the number of employees required in each classification, (c) the date on which the participant estimates such employees will be required, and (d) any other pertinent information required by the State Employment Service to complete the job order form. The job order may be placed with the State Employment Service in writing or by telephone. If during the course of the contract work, the information submitted by the contractor in the original job order is substantially modified, the participant shall promptly notify the State Employment Service.

3. The contractor shall give full consideration to all qualified job applicants referred to him by the State Employment Service. The contractor is not required to grant employment to any job applicants who, in his opinion, are not qualified to perform the classification of work required.

4. If, within one week following the placing of a job order by the contractor with the State Employment Service, the State Employment Service is unable to refer any qualified job applicants to the contractor, or less than the number requested, the State Employment Service will forward a certificate to the contractor indicating the unavailability of applicants. Such certificate shall be made a part of the contractor's permanent project records. Upon receipt of this certificate, the contractor may employ persons who do not normally reside in the labor area to fill positions covered by the certificate, notwithstanding the provisions of subparagraph (1c) above.

5. The provisions of 23 CFR 633.207(e) allow the contracting agency to provide a contractual preference for the use of mineral resource materials native to the Appalachian region.

6. The contractor shall include the provisions of Sections 1 through 4 of this Attachment A in every subcontract for work which is, or reasonably may be, done as on-site work.

Non-discrimination Provisions

During the performance of this contract, the contractor, for itself, its assignees, and successors in interest (hereinafter referred to as the "contractor") agrees as follows:

1. Compliance with Regulations: The contractor (hereinafter includes consultants) will comply with the Acts and the Regulations relative to Non-discrimination in Federally-assisted programs of the U.S. Department of Transportation, Federal Highway Administration, as they may be amended from time to time, which are herein incorporated by reference and made a part of this contract.

2. Non-discrimination: The contractor, with regard to the work performed by it during the contract, will not discriminate on the grounds of race, color, or national origin in the selection and retention of subcontractors, including procurements of materials and leases of equipment. The contractor will not participate directly or indirectly in the discrimination prohibited by the Acts and the Regulations, including employment practices when the contract covers any activity, project, or program set forth in Appendix B of 49 CFR Part 21.

3. Solicitations for Subcontracts, Including Procurements of Materials and Equipment: In all solicitations, either by competitive bidding, or negotiation made by the contractor for work to be performed under a subcontract, including procurements of materials, or leases of equipment, each potential subcontractor or supplier will be notified by the contractor of the contractor's obligations under this contract and the Acts and the Regulations relative to Non-discrimination on the grounds of race, color, or national origin.

4. Information and Reports: The contractor will provide all information and reports required by the Acts, the Regulations, and directives issued pursuant thereto and will permit access to its books, records, accounts, other sources of information, and its facilities as may be determined by the Recipient or the Federal Highway Administration to be pertinent to ascertain compliance with such Acts, Regulations, and instructions. Where any information required of a contractor is in the exclusive possession of another who fails or refuses to furnish the information, the contractor will so certify to the Recipient or the Federal Highway Administration, as appropriate, and will set forth what efforts it has made to obtain the information.

5. Sanctions for Noncompliance: In the event of a contractor's noncompliance with the Non-discrimination provisions of this contract, the Recipient will impose such contract sanctions as it or the Federal Highway Administration may determine to be appropriate, including, but not limited to:

- a. Withholding payments to the contractor under the contract until the contractor complies; and/or
- b. Cancelling, terminating, or suspending a contract, in whole or in part.

6. Incorporation of Provisions: The contractor will include the provisions of paragraphs one through six in every subcontract, including procurements of materials and leases of equipment, unless exempt by the Acts, the Regulations and directives issued pursuant thereto. The contractor will take action with respect to any subcontract or procurement as the Recipient or the Federal Highway Administration may direct as a means of enforcing such provisions including sanctions for noncompliance. Provided, that if the contractor becomes involved in, or is threatened with litigation by a subcontractor, or supplier because of such direction, the contractor may request the Recipient to enter into any litigation to protect the interests of the Recipient. In addition, the contractor may request the United States to enter into the litigation to protect the interests of the United States.

During the performance of this contract, the contractor, for itself, its assignees, and successors in interest (hereinafter referred to as the "contractor") agrees to comply with the following non-discrimination statutes and authorities; including but not limited to:

Pertinent Non-Discrimination Authorities:

- Title VI of the Civil Rights Act of 1964 (42 U.S.C. § 2000d et seq., 78 stat. 252), (prohibits discrimination on the basis of race, color, national origin); and 49 CFR Part 21.
- The Uniform Relocation Assistance and Real Property Acquisition Policies Act of 1970, (42 U.S.C. § 4601), (prohibits unfair treatment of persons displaced or whose property has been acquired because of Federal or Federal-aid programs and projects);
- Federal-Aid Highway Act of 1973, (23 U.S.C. § 324 et seq.), (prohibits discrimination on the basis of sex);
- Section 504 of the Rehabilitation Act of 1973, (29 U.S.C. § 794 et seq.), as amended, (prohibits discrimination on the basis of disability); and 49 CFR Part 27;
- The Age Discrimination Act of 1975, as amended, (42 U.S.C. § 6101 et seq.), (prohibits discrimination on the basis of age);
- Airport and Airway Improvement Act of 1982, (49 USC § 471, Section 47123), as amended, (prohibits discrimination based on race, creed, color, national origin, or sex);
- The Civil Rights Restoration Act of 1987, (PL 100-209), (Broadened the scope, coverage and applicability of Title VI of the Civil Rights Act of 1964, The Age Discrimination Act of 1975 and Section 504 of the Rehabilitation Act of 1973, by expanding the definition of the terms "programs or activities" to include all of the programs or activities of the Federal-aid recipients, sub-recipients and contractors, whether such programs or activities are Federally funded or not);
- Titles II and III of the Americans with Disabilities Act, which prohibit discrimination on the basis of disability in the operation of public entities, public and private transportation systems, places of public accommodation, and certain testing entities (42 U.S.C. §§ 12131-12189) as implemented by Department of Transportation regulations at 49 C.F.R. parts 37 and 38;
- The Federal Aviation Administration's Non-discrimination statute (49 U.S.C. § 47123) (prohibits discrimination on the basis of race, color, national origin, and sex);

- Executive Order 12898, Federal Actions to Address Environmental Justice in Minority Populations and Low-Income Populations, which ensures Non-discrimination against minority populations by discouraging programs, policies, and activities with disproportionately high and adverse human health or environmental effects on minority and low-income populations;
- Executive Order 13166, Improving Access to Services for Persons with Limited English Proficiency, and resulting agency guidance, national origin discrimination includes discrimination because of Limited English proficiency (LEP). To ensure compliance with Title VI, you must take reasonable steps to ensure that LEP persons have meaningful access to your programs (70 Fed. Reg. at 74087 to 74100);
- Title IX of the Education Amendments of 1972, as amended, which prohibits you from discriminating because of sex in education programs or activities (20 U.S.C. 1681 et seq).

SEPTEMBER 2002

**NOTICE OF REQUIREMENT FOR AFFIRMATIVE ACTION TO ENSURE
EQUAL EMPLOYMENT OPPORTUNITY (EXECUTIVE ORDER 11246)**

1. The Offeror's or Bidder's attention is called to the "Employment Practices" and "Equal Opportunity Clause" set forth in the Required Contract Provisions, FHWA 1273.
2. The goals and timetables for minority and female participation expressed in percentage terms for the contractor's aggregate work force in each trade, on all construction work in the covered area, are as follows:

Goals for Minority Participation for Each Trade:

<u>County</u>	<u>%</u>	<u>County</u>	<u>%</u>	<u>County</u>	<u>%</u>
Adams	1.7	Iowa	1.7	Polk	2.2
Ashland	1.2	Iron	1.2	Portage	0.6
Barron	0.6	Jackson	0.6	Price	0.6
Bayfield	1.2	Jefferson	7.0	Racine	8.4
Brown	1.3	Juneau	0.6	Richland	1.7
Buffalo	0.6	Kenosha	3.0	Rock	3.1
Burnett	2.2	Kewaunee	1.0	Rusk	0.6
Calumet	0.9	La Crosse	0.9	St. Croix	2.9
Chippewa	0.5	Lafayette	0.5	Sauk	1.7
Clark	0.6	Langlade	0.6	Sawyer	0.6
Columbia	1.7	Lincoln	0.6	Shawano	1.0
Crawford	0.5	Manitowoc	1.0	Sheboygan	7.0
Dane	2.2	Marathon	0.6	Taylor	0.6
Dodge	7.0	Marinette	1.0	Trempealeau	0.6
Door	1.0	Marquette	1.7	Vernon	0.6
Douglas	1.0	Menominee	1.0	Vilas	0.6
Dunn	0.6	Milwaukee	8.0	Walworth	7.0
Eau Claire	0.5	Monroe	0.6	Washburn	0.6
Florence	1.0	Oconto	1.0	Washington	8.0
Fond du Lac	1.0	Oneida	0.6	Waukesha	8.0
Forest	1.0	Outagamie	0.9	Waupaca	1.0
Grant	0.5	Ozaukee	8.0	Waushara	1.0
Green	1.7	Pepin	0.6	Winnebago	0.9
Green Lake	1.0	Pierce	2.2	Wood	0.6

Goals for female participation for each trade: 6.9%

These goals are applicable to all the contractor's construction work, (whether or not it is federal or federally assisted), performed in the covered area. If the contractor performs construction work in the geographical area located outside of the covered area, it shall apply the goals established for such geographical area where the work is actually performed. With regard to this second area, the contractor also is subject to the goals for both its federally involved and nonfederally involved construction.

The contractor's compliance with the Executive Order and the Regulations in 41 CFR Part 60-4 shall be based on its implementation of the Equal Opportunity Clause, specific affirmative action obligations required by the specifications set forth in 41 CFR 60-4.3(a), and its efforts to meet the goals. The hours of minority and female employment and training must be substantially uniform throughout the length of the contract, and in each trade, and the contractor shall make a good faith effort to employ minorities and women evenly on each of its projects. The transfer of minority or female employees or trainees from contractor to contractor or from project to project for the sole purpose of meeting the contractor's goals shall be a violation of the contract, the Executive Order and the Regulations in 41 CFR Part 60-4. Compliance with the goals will be measured against the total work hours performed.

3. The contractor shall provide written notification to the Director of the Office of Federal Contract Compliance Programs within ten (10) working days of award of any construction subcontract in excess of \$10,000.00 at any tier for construction work under the contract resulting from this solicitation. The notification shall list the name, address and telephone number of the subcontractor, employer identification number of the subcontractor; estimated dollar amount of the subcontract; estimated starting and completion dates of the subcontract; and the geographical area in which the subcontract is to be performed.

As referred to in this section, the Director means:

Director
Office of Federal Contract Compliance Programs
Ruess Federal Plaza
310 W. Wisconsin Ave., Suite 1115
Milwaukee, WI 53202

The "Employer Identification Number" means the Federal Social Security number used on the Employer's Quarterly Federal Tax Return, U.S. Treasury Department Form 941.

4. As used in this notice, and in the contract resulting from solicitation, the "covered area" is the county(ies) in Wisconsin to which this proposal applies.

APRIL 2013

ADDITIONAL FEDERAL-AID PROVISIONS

NOTICE TO ALL BIDDERS

To report bid rigging activities call:

1-800-424-9071

The U.S. Department of Transportation (DOT) operates the above toll-free "hotline" Monday through Friday, 8:00 a.m. to 5:00 p.m., Eastern Time. Anyone with knowledge of possible bid rigging, bidding collusion, or other fraudulent activities should use the "hotline" to report such activities.

The "hotline" is part of the DOT's continuing effort to identify and investigate highway construction contract fraud and abuse and is operated under the direction of the DOT Inspector General. All information will be treated confidentially and caller anonymity will be respected.

Effective November 2020 letting

BUY AMERICA PROVISION

All steel and iron materials permanently incorporated in this project shall be domestic products and all manufacturing and coating processes for these materials from smelting forward in the manufacturing process must have occurred within the United States. Coating includes epoxy coating, galvanizing, painting and any other coating that protects or enhances the value of a material subject to the requirements of Buy America. The exemption of this requirement is the minimal use of foreign materials if the total cost of such material permanently incorporated in the product does not exceed one-tenth of one percent (1/10 of 1%) of the total contract cost or \$2,500.00, whichever is greater. For purposes of this paragraph, the cost is that shown to be the value of the subject products as they are delivered to the project. The contractor shall take actions and provide documentation conforming to CMM 2-28.5 to ensure compliance with this "Buy America" provision.

<https://wisconsindot.gov/rdwy/cmm/cm-02-28.pdf>

Upon completion of the project certify to the engineer, in writing using department form DT4567, that all steel, iron, and coating processes for steel or iron incorporated into the contract work conform to these "Buy America" provisions. Attach a list of exemptions and their associated costs to the certification form. Department form DT4567 is available at:

<https://wisconsindot.gov/Documents/formdocs/dt4567.docx>

Cargo Preference Act Requirement

All Federal-aid projects shall comply with 46 CFR 381.7 (a) – (b) as follows:

(a) Agreement Clauses. "Use of United States-flag vessels:"

(1) Pursuant to Pub. L. 664 (43 U.S.C. 1241(b)) at least 50 percent of any equipment, materials or commodities procured, contracted for or otherwise obtained with funds granted, guaranteed, loaned, or advanced by the U.S. Government under this agreement, and which may be transported by ocean vessel, shall be transported on privately owned United States-flag commercial vessels, if available.

(2) Within 20 days following the date of loading for shipments originating within the United States or within 30 working days following the date of loading for shipments originating outside the United States, a legible copy of a rated, 'on-board' commercial ocean bill-of-lading in English for each shipment of cargo described in paragraph (a)(1) of this section shall be furnished to both the Contracting Officer (through the prime contractor in the case of subcontractor bills-of-lading) and to the Division of National Cargo, Office of Market Development, Maritime Administration, Washington, DC 20590."

(b) Contractor and Subcontractor Clauses. "Use of United States-flag vessels: The contractor agrees—"

(1) To utilize privately owned United States-flag commercial vessels to ship at least 50 percent of the gross tonnage (computed separately for dry bulk carriers, dry cargo liners, and tankers) involved, whenever shipping any equipment, material, or commodities pursuant to this contract, to the extent such vessels are available at fair and reasonable rates for United States-flag commercial vessels.

(2) To furnish within 20 days following the date of loading for shipments originating within the United States or within 30 working days following the date of loading for shipments originating outside the United States, a legible copy of a rated, 'on-board' commercial ocean bill-of-lading in English for each shipment of cargo described in paragraph (b) (1) of this section to both the Contracting Officer (through the prime contractor in the case of subcontractor bills-of-lading) and to the Division of National Cargo, Office of Market Development, Maritime Administration, Washington, DC 20590.

(3) To insert the substance of the provisions of this clause in all subcontracts issued pursuant to this contract.

**WISCONSIN DEPARTMENT OF TRANSPORTATION
DIVISION OF TRANSPORTATION AND SYSTEM DEVELOPMENT**

**SUPPLEMENTAL REQUIRED CONTRACT PROVISIONS
FOR PROJECTS WITH FEDERAL AID**

I. PREVAILING WAGE RATES

The attached U.S. Department of Labor (Davis-Bacon Minimum Wage Rates) furnishes the minimum prevailing wage rates pursuant to the Davis-Bacon and Related Acts. The wage rates shown are the minimum rates required by the contract to be paid during its life, however this is not a representation that labor can be obtained at these rates. It is the responsibility of bidders to inform themselves as to the local labor conditions and prospective changes or adjustments of wage rates. No increase in the contract price will be allowed or authorized on account of the payment of wage rates in excess of those listed herein.

II. COVERAGE OF TRUCK DRIVERS

Truck drivers are covered by Davis-Bacon Minimum Wage Rates in the following circumstances:

- Drivers of a contractor or subcontractor for time spent working on the site of the work.
- Drivers of a contractor or subcontractor for time spent loading and/or unloading materials and supplies on the site of the work, if such time is not de minimis. https://www.dol.gov/whd/FOH/FOH_Ch15.pdf
- Truck drivers transporting materials or supplies between a facility that is deemed part of the site of the work and the actual construction site.
- Truck drivers transporting portions of the building or work between a site established specifically for the performance of the contract where a significant portion of such building or work is constructed and the physical place where the building or work called for in the contract will remain.

Truck drivers are not covered by Davis-Bacon Minimum Wage Rates in the following circumstances:

- Material delivery truck drivers while off the site of the work.
- Drivers of a contractor or subcontractor traveling between a Davis-Bacon job and a commercial supply facility while they are off the site of the work."
- Truck drivers whose time spent on the site of the work is de minimis, such as only a few minutes at a time merely to pick up or drop off materials or supplies.

Details are available online at:

<https://www.dol.gov/whd/recovery/pwrb/Tab9.pdf>

<https://wisconsindot.gov/Pages/doing-bus/civil-rights/labornwage/trckng.aspx>

III. POSTINGS AT THE SITE OF THE WORK

In addition to the required postings furnished by the department, the contractor shall post the following in at least one conspicuous and accessible place at the site of work:

- a. A copy of the contractor's Equal Employment Opportunity Policy.

All required documents shall be posted by the first day of work and be accurate and complete. Postings must be readable, in an area where they will be noticed, and maintained until the last day of work.

IV. RESOURCES

Required information regarding compliance with federal provisions is found in the following resources:

- FHWA-1273 included in this contract
- U.S. Department of Labor Prevailing Wage Resource Book
- U.S. Department of Labor Field Operations Handbook
- U.S. Code of Federal Regulations
- Any applicable law, Act, or Executive Order enacted by the federal government at the time of the letting of this contract

Superseded General Decision Number: WI20210010

State: Wisconsin

Construction Type: Highway

Counties: Wisconsin Statewide.

HIGHWAY, AIRPORT RUNWAY & TAXIWAY CONSTRUCTION PROJECTS (does not include bridges over navigable waters; tunnels; buildings in highway rest areas; and railroad construction)

Note: Contracts subject to the Davis-Bacon Act are generally required to pay at least the applicable minimum wage rate required under Executive Order 14026 or Executive Order 13658. Please note that these Executive Orders apply to covered contracts entered into by the federal government that are subject to the Davis-Bacon Act itself, but do not apply to contracts subject only to the Davis-Bacon Related Acts, including those set forth at 29 CFR 5.1(a)(2)-(60).

If the contract is entered into on or after January 30, 2022, or the contract is renewed or extended (e.g., an option is exercised) on or after January 30, 2022:	<ul style="list-style-type: none">. Executive Order 14026 generally applies to the contract.. The contractor must pay all covered workers at least \$15.00 per hour (or the applicable wage rate listed on this wage determination, if it is higher) for all hours spent performing on the contract in 2022.
If the contract was awarded on or between January 1, 2015 and January 29, 2022, and the contract is not renewed or extended on or after January 30, 2022:	<ul style="list-style-type: none">. Executive Order 13658 generally applies to the contract.. The contractor must pay all covered workers at least \$11.25 per hour (or the applicable wage rate listed on this wage determination, if it is higher) for all hours spent performing on that contract in 2022.

The applicable Executive Order minimum wage rate will be adjusted annually. If this contract is covered by one of the Executive Orders and a classification considered necessary for performance of work on the contract does not appear on this wage determination, the contractor must still submit a conformance request.

Additional information on contractor requirements and worker protections under the Executive Orders is available at <https://www.dol.gov/agencies/whd/government-contracts>.

1	01/21/2022
2	02/04/2022
3	02/25/2022
4	03/11/2022
5	03/18/2022

* BRWI0001-002 06/01/2021

CRAWFORD, JACKSON, JUNEAU, LA CROSSE, MONROE, TREMPLEAU, AND
VERNON COUNTIES

	Rates	Fringes
BRICKLAYER.....	\$ 36.81	25.17

* BRWI0002-002 06/01/2021

ASHLAND, BAYFIELD, DOUGLAS, AND IRON COUNTIES

	Rates	Fringes
BRICKLAYER.....	\$ 44.35	23.89

* BRWI0002-005 06/01/2021

ADAMS, ASHLAND, BARRON, BROWN, BURNETT, CALUMET, CHIPPEWA,
CLARK, COLUMBIA, DODGE, DOOR, DUNN, FLORENCE, FOND DU LAC,
FOREST, GREEN LAKE, IRON, JEFFERSON, KEWAUNEE, LANGLADE,
LINCOLN, MANITOWOC, MARATHON, MARINETTE, MARQUETTE, MENOMINEE,
OCONTO, ONEIDA, OUTAGAMIE, POLK, PORTAGE, RUSK, ST CROIX, SAUK,
SHAWANO, SHEBOYGAN, TAYLOR, VILAS, WALWORTH, WAUPACA, WAUSHARA,
WINNEBAGO, AND WOOD COUNTIES

	Rates	Fringes
CEMENT MASON/CONCRETE FINISHER...	\$ 37.73	24.15

* BRWI0003-002 06/01/2021

BROWN, DOOR, FLORENCE, KEWAUNEE, MARINETTE, AND OCONTO COUNTIES

	Rates	Fringes
BRICKLAYER.....	\$ 37.03	24.95

* BRWI0004-002 06/01/2021

KENOSHA, RACINE, AND WALWORTH COUNTIES

	Rates	Fringes
BRICKLAYER.....	\$ 41.30	26.03

* BRWI0006-002 06/01/2021

ADAMS, CLARK, FOREST, LANGLADE, LINCOLN, MARATHON, MENOMINEE,
ONEIDA, PORTAGE, PRICE, TAYLOR, VILAS AND WOOD COUNTIES

	Rates	Fringes
BRICKLAYER.....	\$ 37.78	24.20

* BRWI0007-002 06/01/2021

GREEN, LAFAYETTE, AND ROCK COUNTIES

	Rates	Fringes
BRICKLAYER.....	\$ 38.38	25.31

* BRWI0008-002 06/01/2021

MILWAUKEE, OZAUKEE, WASHINGTON, AND WAUKESHA COUNTIES

	Rates	Fringes
BRICKLAYER.....	\$ 42.38	24.64

* BRWI0011-002 06/01/2021

CALUMET, FOND DU LAC, MANITOWOC, AND SHEBOYGAN COUNTIES

	Rates	Fringes
BRICKLAYER.....	\$ 37.03	24.95

* BRWI0019-002 06/01/2021

BARRON, BUFFALO, BURNETT, CHIPPEWA, DUNN, EAU CLAIRE, PEPIN,
PIERCE, POLK, RUSK, ST. CROIX, SAWYER AND WASHBURN COUNTIES

	Rates	Fringes
BRICKLAYER.....	\$ 36.31	25.67

* BRWI0034-002 06/01/2021

COLUMBIA AND SAUK COUNTIES

	Rates	Fringes
BRICKLAYER.....	\$ 38.53	25.16

CARP0087-001 05/01/2016

BURNETT (W. of Hwy 48), PIERCE (W. of Hwy 29), POLK (W. of Hwys
35, 48 & 65), AND ST. CROIX (W. of Hwy 65) COUNTIES

	Rates	Fringes
Carpenter & Piledrivermen.....	\$ 36.85	18.39

CARP0252-002 06/01/2016

ADAMS, BARRON, BAYFIELD (Eastern 2/3), BROWN, BUFFALO,
BURNETT (E. of Hwy 48), CALUMET, CHIPPEWA, CLARK, COLUMBIA,
CRAWFORD, DANE, DODGE, DOOR, DUNN, EAU CLAIRE, FLORENCE (except
area bordering Michigan State Line), FOND DU LAC, FOREST,
GRANT, GREEN, GREEN LAKE, IOWA, IRON, JACKSON, JEFFERSON,
JUNEAU, KEWAUNEE, LA CROSSE, LAFAYETTE, LANGLADE, LINCOLN,
MANITOWOC, MARATHON, MARINETTE (except N.E. corner), MARQUETTE,
MENOMINEE, MONROE, OCONTO, ONEIDA, OUTAGAMIE, PEPIN, PIERCE (E.
of Hwys 29 & 65), POLK (E. of Hwys 35, 48 & 65), PORTAGE,
PRICE, RICHLAND, ROCK, RUSK, SAUK, SAWYER, SHAWANO, SHEBOYGAN,
ST CROIX (E. of Hwy 65), TAYLOR, TREMPLEAU, VERNON, VILAS,

WALWORTH, WASHBURN, WAUPACA, WAUSHARA, WINNEBAGO, AND WOOD
COUNTIES

	Rates	Fringes
CARPENTER		
CARPENTER.....	\$ 33.56	18.00
MILLWRIGHT.....	\$ 35.08	18.35
PILEDRIVER.....	\$ 34.12	18.00

CARP0252-010 06/01/2016		

ASHLAND COUNTY

	Rates	Fringes
Carpenters		
Carpenter.....	\$ 33.56	18.00
Millwright.....	\$ 35.08	18.35
Pile Driver.....	\$ 34.12	18.00

CARP0264-003 06/01/2016		

KENOSHA, MILWAUKEE, OZAUKEE, RACINE, WAUKESHA, AND WASHINGTON
COUNTIES

	Rates	Fringes
CARPENTER.....	\$ 35.78	22.11

CARP0361-004 05/01/2018		

BAYFIELD (West of Hwy 63) AND DOUGLAS COUNTIES

	Rates	Fringes
CARPENTER.....	\$ 36.15	20.43

CARP2337-001 06/01/2016		

ZONE A: MILWAUKEE, OZAUKEE, WAUKESHA AND WASHINGTON

ZONE B: KENOSHA & RACINE

	Rates	Fringes
PILEDRIVERMAN		
Zone A.....	\$ 31.03	22.69
Zone B.....	\$ 31.03	22.69

ELEC0014-002 12/26/2021		

ASHLAND, BARRON, BAYFIELD, BUFFALO, BURNETT, CHIPPEWA, CLARK
(except Maryville, Colby, Unity, Sherman, Fremont, Lynn &
Sherwood), CRAWFORD, DUNN, EAU CLAIRE, GRANT, IRON, JACKSON, LA
CROSSE, MONROE, PEPIN, PIERCE, POLK, PRICE, RICHLAND, RUSK, ST
CROIX, SAWYER, TAYLOR, TREMPLEAU, VERNON, AND WASHBURN
COUNTIES

Rates	Fringes
-------	---------

Electricians:.....\$ 37.83 21.89

ELEC0014-007 05/30/2021

REMAINING COUNTIES

Rates Fringes

Teledata System Installer
Installer/Technician.....\$ 28.50 15.92

Low voltage construction, installation, maintenance and removal of teledata facilities (voice, data, and video) including outside plant, telephone and data inside wire, interconnect, terminal equipment, central offices, PABX, fiber optic cable and equipment, micro waves, V-SAT, bypass, CATV, WAN (wide area networks), LAN (local area networks), and ISDN (integrated systems digital network).

ELEC0127-002 06/01/2021

KENOSHA COUNTY

Rates Fringes

Electricians:.....\$ 43.16 30%+12.70

ELEC0158-002 05/30/2021

BROWN, DOOR, KEWAUNEE, MANITOWOC (except Schleswig), MARINETTE (Wausaukee and area South thereof), OCONTO, MENOMINEE (East of a line 6 miles West of the West boundary of Oconto County), SHAWANO (Except Area North of Townships of Aniwa and Hutchins) COUNTIES

Rates Fringes

ELECTRICIAN.....\$ 36.14 29.75%+10.26

ELEC0159-003 05/30/2021

COLUMBIA, DANE, DODGE (Area West of Hwy 26, except Chester and Emmet Townships), GREEN, LAKE (except Townships of Berlin, Seneca, and St. Marie), IOWA, MARQUETTE (except Townships of Neshkoka, Crystal Lake, Newton, and Springfield), and SAUK COUNTIES

Rates Fringes

ELECTRICIAN.....\$ 43.38 23.13

ELEC0219-004 06/01/2019

FLORENCE COUNTY (Townships of Aurora, Commonwealth, Fern, Florence and Homestead) AND MARINETTE COUNTY (Township of Niagara)

Rates Fringes

Electricians:
Electrical contracts over

\$180,000.....	\$ 33.94	21.80
Electrical contracts under		
\$180,000.....	\$ 31.75	21.73

ELEC0242-005 05/30/2021

DOUGLAS COUNTY

	Rates	Fringes
Electricians:.....	\$ 41.37	69.25%

ELEC0388-002 05/30/2021

ADAMS, CLARK (Colby, Freemont, Lynn, Mayville, Sherman, Sherwood, Unity), FOREST, JUNEAU, LANGLADE, LINCOLN, MARATHON, MARINETTE (Beecher, Dunbar, Goodman & Pembine), MENOMINEE (Area West of a line 6 miles West of the West boundary of Oconto County), ONEIDA, PORTAGE, SHAWANO (Aniwa and Hutchins), VILAS AND WOOD COUNTIES

	Rates	Fringes
Electricians:.....	\$ 36.22	26%+11.24

ELEC0430-002 06/01/2021

RACINE COUNTY (Except Burlington Township)

	Rates	Fringes
Electricians:.....	\$ 43.45	24.89

ELEC0494-005 06/01/2021

MILWAUKEE, OZAUKEE, WASHINGTON, AND WAUKESHA COUNTIES

	Rates	Fringes
Electricians:.....	\$ 44.39	25.67

ELEC0494-006 06/01/2021

CALUMET (Township of New Holstein), DODGE (East of Hwy 26 including Chester Township), FOND DU LAC, MANITOWOC (Schleswig), and SHEBOYGAN COUNTIES

	Rates	Fringes
Electricians:.....	\$ 37.91	22.74

ELEC0494-013 06/01/2021

DODGE (East of Hwy 26 including Chester Twp, excluding Emmet Twp), FOND DU LAC (Except Waupuin), MILWAUKEE, OZAUKEE, MANITOWOC (Schleswig), WASHINGTON, AND WAUKESHA COUNTIES

	Rates	Fringes
Sound & Communications		
Installer.....	\$ 22.39	18.80
Technician.....	\$ 32.49	20.26

Installation, testing, maintenance, operation and servicing of all sound, intercom, telephone interconnect, closed circuit TV systems, radio systems, background music systems, language laboratories, electronic carillon, antenna distribution systems, clock and program systems and low-voltage systems such as visual nurse call, audio/visual nurse call systems, doctors entrance register systems. Includes all wire and cable carrying audio, visual, data, light and radio frequency signals. Includes the installation of conduit, wiremold, or raceways in existing structures that have been occupied for six months or more where required for the protection of the wire or cable, but does not mean a complete conduit or raceway system. work covered does not include the installation of conduit, wiremold or any raceways in any new construction, or the installation of power supply outlets by means of which external electric power is supplied to any of the foregoing equipment or products

ELEC0577-003 06/01/2021

CALUMET (except Township of New Holstein), GREEN LAKE (N. part including Townships of Berlin, St Marie, and Seneca), MARQUETTE (N. part including Townships of Crystal Lake, Neshkoro, Newton, and Springfield), OUTAGAMIE, WAUPACA, WAUSHARA, AND WINNEBAGO COUNTIES

	Rates	Fringes
Electricians:.....	\$ 35.66	29.50%+10.00

ELEC0890-003 06/01/2021

DODGE (Emmet Township only), GREEN, JEFFERSON, LAFAYETTE, RACINE (Burlington Township), ROCK AND WALWORTH COUNTIES

	Rates	Fringes
Electricians:.....	\$ 39.00	25.95%+11.17

ELEC0953-001 06/02/2019

	Rates	Fringes
Line Construction:		
(1) Lineman.....	\$ 47.53	21.43
(2) Heavy Equipment Operator.....	\$ 42.78	19.80
(3) Equipment Operator.....	\$ 38.02	18.40
(4) Heavy Groundman Driver..	\$ 33.27	16.88
(5) Light Groundman Driver..	\$ 30.89	16.11
(6) Groundsman.....	\$ 26.14	14.60

ENGI0139-005 06/07/2021

	Rates	Fringes
Power Equipment Operator		
Group 1.....	\$ 42.62	24.75
Group 2.....	\$ 42.62	24.75
Group 3.....	\$ 41.62	24.75

Group 4.....	\$ 41.36	24.75
Group 5.....	\$ 41.07	24.75
Group 6.....	\$ 35.17	24.75

HAZARDOUS WASTE PREMIUMS:

EPA Level "A" protection - \$3.00 per hour
 EPA Level "B" protection - \$2.00 per hour
 EPA Level "C" protection - \$1.00 per hour

POWER EQUIPMENT OPERATORS CLASSIFICATIONS

GROUP 1: Cranes, tower cranes, and derricks with or without attachments with a lifting capacity of over 100 tons; or cranes, tower cranes, and derricks with boom, leads and/or jib lengths measuring 176 feet or longer.

GROUP 2: Cranes, tower cranes and derricks with or without attachments with a lifting capacity of 100 tons or less; or cranes, tower cranes, and derricks with boom, leads, and/or jibs lengths measuring 175 feet or under and Backhoes (excavators) weighing 130,000 lbs and over; caisson rigs; pile driver; dredge operator; dredge engineer; Boat Pilot.

GROUP 3: Mechanic or welder - Heavy duty equipment; cranes with a lifting capacity of 25 tons or under; concrete breaker (manual or remote); vibratory/sonic concrete breaker; concrete laser screed; concrete slipform paver; concrete batch plant operator; concrete pvt. spreader - heavy duty (rubber tired); concrete spreader & distributor; automatic subgrader (concrete); concrete grinder & planing machine; concrete slipform curb & gutter machine; slipform concrete placer; tube finisher; hydro blaster (10,000 psi & over); bridge paver; concrete conveyor system; concrete pump; Rotec type Conveyor; stabilizing mixer (self-propelled); shoulder widener; asphalt plant engineer; bituminous paver; bump cutter & grooving machine; milling machine; screed (bituminous paver); asphalt heater, planer & scarifier; Backhoes (excavators) weighing under 130,000 lbs; grader or motor patrol; tractor (scraper, dozer, pusher, loader); scraper - rubber tired (single or twin engine); endloader; hydraulic backhoe (tractor type); trenching machine; skid rigs; tractor, side boom (heavy); drilling or boring machine (mechanical heavy); roller over 5 tons; percussion or rotary drilling machine; air track; blaster; loading machine (conveyor); tugger; boatmen; winches & A-frames; post driver; material hoist.

GROUP 4: Greaser, roller steel (5 tons or less); roller (pneumatic tired) - self propelled; tractor (mounted or towed compactors & light equipment); shouldering machine; self-propelled chip spreader; concrete spreader; finishing machine; mechanical float; curing machine; power subgrader; joint sawer (multiple blade) belting machine; burlap machine; texturing machine; tractor endloader (rubber tired) - light; jeep digger; forklift; mulcher; launch operator; fireman, environmental burner

GROUP 5: Air compressor; power pack; vibrator hammer and extractor; heavy equipment, leadman; tank car heaters; stump chipper; curb machine operator; Concrete proportioning plants; generators; mudjack operator; rock breaker; crusher or screening plant; screed (milling machine); automatic belt conveyor and surge bin; pug mill operator; Oiler, pump (over 3 inches); Drilling Machine Tender, day light machine

GROUP 6: Off-road material hauler with or without ejector.

IRON0008-002 06/01/2021

BROWN, CALUMET, DOOR, FOND DU LAC, KEWAUNEE, MANITOWOC,
MARINETTE, OCONTO, OUTAGAMI, SHAWANO, SHEBOYGAN, AND WINNEBAGO
COUNTIES:

	Rates	Fringes
IRONWORKER.....	\$ 38.77	28.15

Paid Holidays: New Year's Day, Memorial Day, July 4th, Labor
Day, Thanksgiving Day & Christmas Day.

IRON0008-003 06/01/2021

KENOSHA, MILWAUKEE, OZAUCKEE, RACINE, WALWORTH (N.E. 2/3),
WASHINGTON, AND WAUKESHA COUNTIES

	Rates	Fringes
IRONWORKER.....	\$ 40.57	28.40

Paid Holidays: New Year's Day, Memorial Day, July 4th, Labor
Day, Thanksgiving Day & Christmas Day.

IRON0383-001 06/06/2021

ADAMS, COLUMBIA, CRAWFORD, DANE, DODGE, FLORENCE, FOREST,
GRANT, GREENE, (Excluding S.E. tip), GREEN LAKE, IOWA,
JEFFERSON, JUNEAU, LA CROSSE, LAFAYETTE, LANGLADE, MARATHON,
MARQUETTE, MENOMINEE, MONROE, PORTAGE, RICHLAND, ROCK (Northern
area, vicinity of Edgerton and Milton), SAUK, VERNON, WAUPACA,
WAUSHARA, AND WOOD COUNTIES

	Rates	Fringes
IRONWORKER.....	\$ 37.75	27.06

IRON0498-005 06/01/2021

GREEN (S.E. 1/3), ROCK (South of Edgerton and Milton), and
WALWORTH (S.W. 1/3) COUNTIES:

	Rates	Fringes
IRONWORKER.....	\$ 41.37	44.41

IRON0512-008 06/03/2019

BARRON, BUFFALO, CHIPPEWA, CLARK, DUNN, EAU CLAIRE, JACKSON,
PEPIN, PIERCE, POLK, RUSK, ST CROIX, TAYLOR, AND TREMPLEAU
COUNTIES

	Rates	Fringes
--	-------	---------

IRONWORKER.....	\$ 37.60	29.40
-----------------	----------	-------

IRON0512-021 05/03/2021

ASHLAND, BAYFIELD, BURNETT, DOUGLAS, IRON, LINCOLN, ONEIDA,
PRICE, SAWYER, VILAS AND WASHBURN COUNTIES

	Rates	Fringes
IRONWORKER.....	\$ 35.09	31.80

LAB00113-002 06/01/2021

MILWAUKEE AND WAUKESHA COUNTIES

	Rates	Fringes
LABORER		
Group 1.....	\$ 31.40	22.26
Group 2.....	\$ 31.55	22.26
Group 3.....	\$ 31.75	22.26
Group 4.....	\$ 31.90	22.26
Group 5.....	\$ 32.05	22.26
Group 6.....	\$ 27.89	22.26

LABORERS CLASSIFICATIONS

GROUP 1: General Laborer; Tree Trimmer; Conduit Layer;
Demolition and Wrecking Laborer; Guard Rail, Fence, and
Bridge Builder; Landscaper; Multiplate Culvert Assembler;
Stone Handler; Bituminous Worker (Shoveler, Loader, and
Utility Man); Batch Truck Dumper or Cement Handler;
Bituminous Worker (Dumper, Ironer, Smoother, and Tamper);
Concrete Handler

GROUP 2: Air Tool Operator; Joint Sawyer and Filler
(Pavement); Vibrator or Tamper Operator (Mechanical Hand
Operated); Chain Saw Operator; Demolition Burning Torch
Laborer

GROUP 3: Bituminous Worker (Raker and Luteman); Formsetter
(Curb, Sidewalk, and Pavement); Strike Off Man

GROUP 4: Line and Grade Specialist

GROUP 5: Blaster and Powderman

GROUP 6: Flagperson; traffic control person

LAB00113-003 06/01/2021

OZAUKEE AND WASHINGTON COUNTIES

	Rates	Fringes
LABORER		
Group 1.....	\$ 30.65	22.26
Group 2.....	\$ 30.75	22.26
Group 3.....	\$ 30.80	22.26
Group 4.....	\$ 31.00	22.26
Group 5.....	\$ 30.85	22.26
Group 6.....	\$ 27.74	22.26

LABORERS CLASSIFICATIONS

GROUP 1: General Laborer; Tree Trimmer; Conduit Layer; Demolition and Wrecking Laborer; Guard Rail, Fence, and Bridge Builder; Landscaper; Multiplate Culvert Assembler; Stone Handler; Bituminous Worker (Shoveler, Loader, and Utility Man); Batch Truck Dumper or Cement Handler; Bituminous Worker (Dumper, Ironer, Smoother, and Tamper); Concrete Handler

GROUP 2: Air Tool Operator; Joint Sawyer and Filler (Pavement); Vibrator or Tamper Operator (Mechanical Hand Operated);

GROUP 3: Bituminous Worker (Raker and Luteman); Formsetter (Curb, Sidewalk, and Pavement); Strike Off Man

GROUP 4: Line and Grade Specialist

GROUP 5: Blaster; powderman

GROUP 6: Flagperson and Traffic Control Person

LAB00113-011 06/01/2021

KENOSHA AND RACINE COUNTIES

	Rates	Fringes
LABORER		
Group 1.....	\$ 30.46	22.26
Group 2.....	\$ 30.61	22.26
Group 3.....	\$ 30.81	22.26
Group 4.....	\$ 30.78	22.26
Group 5.....	\$ 31.11	22.26
Group 6.....	\$ 27.60	22.26

LABORERS CLASSIFICATIONS:

GROUP 1: General laborer; Tree Trimmer; Conduit Layer; Demolition and Wrecking Laborer; Guard Rail, Fence, and Bridge Builder; Landscaper; Multiplate Culvert Assembler; Stone Handler; Bituminous Worker (Shoveler, Loader, and Utility Man); Batch Truck Dumper or Cement Handler; Bituminous worker (Dumper, Ironer, Smoother, and Tamper); Concrete Handler

GROUP 2: Air Tool Operator; Joint Sawyer and Filler (Pavement); Vibrator or Tamper Operator (Mechanical Hand Operated); Chain Saw Operator; Demolition Burning Torch Laborer

GROUP 3: Bituminous Worker (Raker and Luteman); Formsetter (Curb, Sidewalk, and Pavement); Strike Off Man

GROUP 4: Line and Grade Specialist

GROUP 5: Blaster and Powderman

GROUP 6: Flagman; traffic control person

LAB00140-002 06/01/2020

ADAMS, ASHLAND, BARRON, BAYFIELD, BROWN, BUFFALO, BURNETT,
 CALUMET, CHIPPEWA, CLARK, COLUMBIA, CRAWFORD, DODGE, DOOR,
 DOUGLAS, DUNN, EAU CLAIRE, FLORENCE, FOND DU LAC, FOREST,
 GRANT, GREEN, GREEN LAKE, IRON, JACKSON, JUNEAU, IOWA,
 JEFFERSON, KEWAUNEE, LA CROSSE, LAFAYETTE, LANGLADE, LINCOLN,
 MANITOWOC, MARATHON, MARINETTE, MARQUETTE, MENOMINEE, MONROE,
 OCONTO, ONEIDA, OUTAGAMIE, PEPIN, PIERCE, POLK, PORTAGE, PRICE,
 RICHLAND, ROCK, RUSK, SAUK, SAWYER, SHAWANO, SHEBOYGAN, ST.
 CROIX, TAYLOR, TREMPLEAU, VERNON, VILLAS, WALWORTH, WASHBURN,
 WAUPACA, WAUSHARA, WINNEBAGO, AND WOOD COUNTIES

	Rates	Fringes
LABORER		
Group 1.....	\$ 33.72	17.95
Group 2.....	\$ 33.82	17.95
Group 3.....	\$ 33.87	17.95
Group 4.....	\$ 34.07	17.95
Group 5.....	\$ 33.92	17.95
Group 6.....	\$ 30.35	17.95

LABORER CLASSIFICATIONS

GROUP 1: General Laborer; Tree Trimmer; Conduit Layer;
 Demolition and Wrecking Laborer; Guard Rail, Fence, and
 Bridge Builder; Landscaper; Multiplate Culvert Assembler;
 Stone Handler; Bituminous Worker (Shoveler, Loader, and
 Utility Man); Batch Truck Dumper or Cement Handler;
 Bituminous Worker (Dumper, Ironer, Smoother and Tamper);
 Concrete Handler

GROUP 2: Air Tool Operator; Joint Sawyer and Filler
 (Pavement); Vibrator or Tamper Operator (Mechanical Hand
 Operated); Chain Saw Operator, Demolition Burning Torch
 Laborer

GROUP 3: Bituminous Worker (Raker and Luteman); Formsetter
 (Curb, Sidewalk and Pavement); Strike Off Man

GROUP 4: Line and Grade Specialist

GROUP 5: Blaster; powderman

GROUP 6: Flagperson; Traffic Control

 LAB00464-003 06/01/2020

DANE COUNTY

	Rates	Fringes
LABORER		
Group 1.....	\$ 34.00	17.95
Group 2.....	\$ 34.10	17.95
Group 3.....	\$ 34.15	17.95
Group 4.....	\$ 34.35	17.95
Group 5.....	\$ 34.20	17.95
Group 6.....	\$ 30.35	17.95

LABORERS CLASSIFICATIONS:

GROUP 1: General Laborer; Tree Trimmer; Conduit Layer;

Demolition and Wrecking Laborer; Guard Rail, Fence, and Bridge Builder; Landscaper; Multiplate Culvert Assembler; Stone Handler; Bituminous Worker (Shoveler, Loader, and Utility Man); Batch Truck Dumper or Cement Handler; Bituminous Worker (Dumper, Ironer, Smoother, and Tamper); Concrete Handler

GROUP 2: Air Tool Operator; Joint Sawyer and Filler (Pavement); Vibrator or Tamper Operator (Mechanical Hand Operated); Chain Saw Operator; Demolition Burning Torch Laborer

GROUP 3: Bituminous Worker (Raker and Luteman); Formsetter (Curb, Sidewalk, and Pavement); Strike Off Man

GROUP 4: Line and Grade Specialist

GROUP 5: Blaster; Powderman

GROUP 6: Flagperson and Traffic Control Person

PAIN0106-008 05/01/2017

ASHLAND, BAYFIELD, BURNETT, AND DOUGLAS COUNTIES

	Rates	Fringes
Painters:		
New:		
Brush, Roller.....	\$ 30.33	17.27
Spray, Sandblast, Steel....	\$ 30.93	17.27
Repaint:		
Brush, Roller.....	\$ 28.83	17.27
Spray, Sandblast, Steel....	\$ 29.43	17.27

PAIN0108-002 06/01/2021

RACINE COUNTY

	Rates	Fringes
Painters:		
Brush, Roller.....	\$ 36.08	20.36
Spray & Sandblast.....	\$ 37.52	23.27

PAIN0259-002 05/01/2008

BARRON, CHIPPEWA, DUNN, EAU CLAIRE, PEPIN, PIERCE, POLK, RUSK, SAWYER, ST. CROIX, AND WASHBURN COUNTIES

	Rates	Fringes
PAINTER.....	\$ 24.11	12.15

PAIN0259-004 05/01/2015

BUFFALO, CRAWFORD, JACKSON, LA CROSSE, MONROE, TREMPLEAU, AND VERNON COUNTIES

	Rates	Fringes
PAINTER.....	\$ 22.03	12.45

PAIN0781-002 06/01/2021

JEFFERSON, MILWAUKEE, OZAUKEE, WASHINGTON, AND WAUKESHA COUNTIES

	Rates	Fringes
Painters:		
Bridge.....	\$ 36.70	24.50
Brush.....	\$ 35.95	24.50
Spray & Sandblast.....	\$ 36.70	24.50

PAIN0802-002 06/01/2021

COLUMBIA, DANE, DODGE, GRANT, GREEN, IOWA, LAFAYETTE, RICHLAND,
ROCK, AND SAUK COUNTIES

	Rates	Fringes
PAINTER		
Brush.....	\$ 29.98	18.78

PREMIUM PAY:
Structural Steel, Spray, Bridges = \$1.00 additional per
hour.

PAIN0802-003 06/01/2021

ADAMS, BROWN, CALUMET, CLARK, DOOR, FOND DU LAC, FOREST, GREEN
LAKE, IRON, JUNEAU, KEWAUNEE, LANGLADE, LINCOLN, MANITOWOC,
MARATHON, MARINETTE, MARQUETTE, MENOMINEE, OCONTO, ONEIDA,
OUTAGAMIE, PORTAGE, PRICE, SHAWANO, SHEBOYGAN, TAYLOR, VILAS,
WAUSHARA, WAUPACA, WINNEBAGO, AND WOOD COUNTIES

	Rates	Fringes
PAINTER.....	\$ 29.98	18.78

PAIN0934-001 06/01/2021

KENOSHA AND WALWORTH COUNTIES

	Rates	Fringes
Painters:		
Brush.....	\$ 36.52	23.27
Spray.....	\$ 37.52	23.27
Structural Steel.....	\$ 36.67	23.27

PAIN1011-002 06/06/2021

FLORENCE COUNTY

	Rates	Fringes
Painters:.....	\$ 26.71	14.38

PLAS0599-010 06/01/2017

	Rates	Fringes
CEMENT MASON/CONCRETE FINISHER		

Area 1.....	\$ 39.46	17.17
Area 2 (BAC).....	\$ 35.07	19.75
Area 3.....	\$ 35.61	19.40
Area 4.....	\$ 34.70	20.51
Area 5.....	\$ 36.27	18.73
Area 6.....	\$ 32.02	22.99

AREA DESCRIPTIONS

AREA 1: BAYFIELD, DOUGLAS, PRICE, SAWYER, AND WASHBURN COUNTIES

AREA 2: ADAMS, ASHLAND, BARRON, BROWN, BURNETT, CALUMET, CHIPPEWA, CLARK, COLUMBIA, DODGE, DOOR, DUNN, FLORENCE, FOND DU LAC, FOREST, GREEN LAKE, IRON, JEFFERSON, KEWAUNEE, LANGLADE, LINCOLN, MANITOWOC, MARATHON, MARINETTE, MARQUETTE, MENOMINEE, OCONTO, ONEIDA, OUTAGAMIE, POLK, PORTAGE, RUSK, ST CROIX, SAUK, SHAWANO, SHEBOYGAN, TAYLOR, VILAS, WALWORTH, WAUPACA, WAUSHARA, WINNEBAGO, AND WOOD COUNTIES

AREA 3: BUFFALO, CRAWFORD, EAU CLAIRE, JACKSON, JUNEAU, LA CROSSE MONROE, PEPIN, PIERCE, RICHLAND, TREMPLEAU, AND VERNON COUNTIES

AREA 4: MILWAUKEE, OZAUKEE, WASHINGTON, AND WAUKESHA COUNTIES

AREA 5: DANE, GRANT, GREEN, IOWA, LAFAYETTE, AND ROCK COUNTIES

AREA 6: KENOSHA AND RACINE COUNTIES

TEAM0039-001 06/01/2021

	Rates	Fringes
TRUCK DRIVER		
1 & 2 Axles.....	\$ 32.57	23.81
3 or more Axles; Euclids, Dumpton & Articulated, Truck Mechanic.....	\$ 32.72	23.81

WELL DRILLER.....	\$ 16.52	3.70

WELDERS - Receive rate prescribed for craft performing operation to which welding is incidental.

=====

Note: Executive Order (EO) 13706, Establishing Paid Sick Leave for Federal Contractors applies to all contracts subject to the Davis-Bacon Act for which the contract is awarded (and any solicitation was issued) on or after January 1, 2017. If this contract is covered by the EO, the contractor must provide employees with 1 hour of paid sick leave for every 30 hours they work, up to 56 hours of paid sick leave each year. Employees must be permitted to use paid sick leave for their own illness, injury or other health-related needs, including preventive care; to assist a family member (or person who is like family to the employee) who is ill, injured, or has other health-related needs, including preventive care; or for reasons resulting from, or to assist a family member (or person who is

like family to the employee) who is a victim of, domestic violence, sexual assault, or stalking. Additional information on contractor requirements and worker protections under the EO is available at <https://www.dol.gov/agencies/whd/government-contracts>.

Unlisted classifications needed for work not included within the scope of the classifications listed may be added after award only as provided in the labor standards contract clauses (29CFR 5.5 (a) (1) (ii)).

The body of each wage determination lists the classification and wage rates that have been found to be prevailing for the cited type(s) of construction in the area covered by the wage determination. The classifications are listed in alphabetical order of ""identifiers"" that indicate whether the particular rate is a union rate (current union negotiated rate for local), a survey rate (weighted average rate) or a union average rate (weighted union average rate).

Union Rate Identifiers

A four letter classification abbreviation identifier enclosed in dotted lines beginning with characters other than ""SU"" or ""UAVG"" denotes that the union classification and rate were prevailing for that classification in the survey. Example: PLUM0198-005 07/01/2014. PLUM is an abbreviation identifier of the union which prevailed in the survey for this classification, which in this example would be Plumbers. 0198 indicates the local union number or district council number where applicable, i.e., Plumbers Local 0198. The next number, 005 in the example, is an internal number used in processing the wage determination. 07/01/2014 is the effective date of the most current negotiated rate, which in this example is July 1, 2014.

Union prevailing wage rates are updated to reflect all rate changes in the collective bargaining agreement (CBA) governing this classification and rate.

Survey Rate Identifiers

Classifications listed under the ""SU"" identifier indicate that no one rate prevailed for this classification in the survey and the published rate is derived by computing a weighted average rate based on all the rates reported in the survey for that classification. As this weighted average rate includes all rates reported in the survey, it may include both union and non-union rates. Example: SULA2012-007 5/13/2014. SU indicates the rates are survey rates based on a weighted average calculation of rates and are not majority rates. LA indicates the State of Louisiana. 2012 is the year of survey on which these classifications and rates are based. The next number, 007 in the example, is an internal number used in producing the wage determination. 5/13/2014 indicates the survey completion date for the classifications and rates under that identifier.

Survey wage rates are not updated and remain in effect until a new survey is conducted.

Union Average Rate Identifiers

Classification(s) listed under the UAVG identifier indicate that no single majority rate prevailed for those classifications; however, 100% of the data reported for the classifications was union data. EXAMPLE: UAVG-OH-0010 08/29/2014. UAVG indicates that the rate is a weighted union average rate. OH indicates the state. The next number, 0010 in the example, is an internal number used in producing the wage determination. 08/29/2014 indicates the survey completion date for the classifications and rates under that identifier.

A UAVG rate will be updated once a year, usually in January of each year, to reflect a weighted average of the current negotiated/CBA rate of the union locals from which the rate is based.

WAGE DETERMINATION APPEALS PROCESS

1.) Has there been an initial decision in the matter? This can be:

- * an existing published wage determination
- * a survey underlying a wage determination
- * a Wage and Hour Division letter setting forth a position on a wage determination matter
- * a conformance (additional classification and rate) ruling

On survey related matters, initial contact, including requests for summaries of surveys, should be with the Wage and Hour National Office because National Office has responsibility for the Davis-Bacon survey program. If the response from this initial contact is not satisfactory, then the process described in 2.) and 3.) should be followed.

With regard to any other matter not yet ripe for the formal process described here, initial contact should be with the Branch of Construction Wage Determinations. Write to:

Branch of Construction Wage Determinations
Wage and Hour Division
U.S. Department of Labor
200 Constitution Avenue, N.W.
Washington, DC 20210

2.) If the answer to the question in 1.) is yes, then an interested party (those affected by the action) can request review and reconsideration from the Wage and Hour Administrator (See 29 CFR Part 1.8 and 29 CFR Part 7). Write to:

Wage and Hour Administrator
U.S. Department of Labor
200 Constitution Avenue, N.W.
Washington, DC 20210

The request should be accompanied by a full statement of the interested party's position and by any information (wage payment data, project description, area practice material, etc.) that the requestor considers relevant to the issue.

3.) If the decision of the Administrator is not favorable, an interested party may appeal directly to the Administrative

Review Board (formerly the Wage Appeals Board). Write to:

Administrative Review Board
U.S. Department of Labor
200 Constitution Avenue, N.W.
Washington, DC 20210

4.) All decisions by the Administrative Review Board are final.

=====

END OF GENERAL DECISIO"

August 2018

NOTICE TO BIDDERS WAGE RATE DECISION

The wage rate decision of the Department of Labor which has been incorporated in these advertised specifications is incomplete in that the classifications may be omitted from the Department of Labor's decision.

Since the bidder is responsible, independently, for ascertaining area practice with respect to the necessity, or lack of necessity, for the use of these classifications in the prosecution of the work contemplated by this project, no inference may be drawn from the omission of these classifications concerning prevailing area practices relative to their use. Further, this omission will not, per se, be construed as establishing any governmental liability for increased labor cost if it is subsequently determined that such classifications are required.

There may be omissions and/or errors in the federal wage rates. The bidder is responsible for evaluating and determining the correct applicable rate.

If a project includes multiple types of construction (highway, bridge over navigable water, sanitary sewer and water main, building) and there is not a separate wage determination for this type of work included in the proposal, use the wage determination that is in the proposal.

If a project includes multiple types of construction, different wage rate determinations may be inserted into the contract (WI10/Highway = in all WisDOT highway contracts, WI15/Heavy = bridge over navigable water per USDOL and US Coast Guard designation, WI8/Heavy (Sewer & Water Line & Tunnel) = sanitary sewer and water main if the cost is more than 20% of the contract and/or at least \$1,000,000, and Building). If multiple wage rate determinations are inserted into the contract, use the classification in the wage determination for the work being done. Use WI15 wage rates when working on the bridge and/or structure from bank to bank. Use WI8 wage rates when working on any sanitary sewer or water main work. Use Building wage rates for all work done within the footprint of the building. Use WI10 wage rates for all other highway work in the contract and approaches to structures. For example, if a laborer is working within the footprint of a building, use the Laborer rate in the Building wage determination inserted in the contract. If a laborer is working on a bridge/structure within the banks, use the Laborer rate in the WI15/Heavy wage determination if inserted in the contract. If the laborer is working on the highway, use the Laborer rate in the WI10/Highway wage determination.



Proposal Schedule of Items

Page 1 of 21

Proposal ID: 20220510003 Project(s): 1011-01-65, 1012-01-74

Federal ID(s): N/A, WISC 2022374

SECTION: 0001

Contract Items

Alt Set ID:

Alt Mbr ID:

Proposal Line Number	Item ID Description	Approximate Quantity and Units	Unit Price	Bid Amount
0002	201.0105 Clearing	63.000 STA	_____.	_____.
0004	201.0205 Grubbing	63.000 STA	_____.	_____.
0006	203.0100 Removing Small Pipe Culverts	6.000 EACH	_____.	_____.
0008	203.0220 Removing Structure (structure) 01. B-11-15	1.000 EACH	_____.	_____.
0010	203.0220 Removing Structure (structure) 02. B-11-16	1.000 EACH	_____.	_____.
0012	204.0100 Removing Concrete Pavement	29,100.000 SY	_____.	_____.
0014	204.0115 Removing Asphaltic Surface Butt Joints	450.000 SY	_____.	_____.
0016	204.0120 Removing Asphaltic Surface Milling	5,530.000 SY	_____.	_____.
0018	204.0130 Removing Curb	204.000 LF	_____.	_____.
0020	204.0157 Removing Concrete Barrier	5,380.000 LF	_____.	_____.
0022	204.0165 Removing Guardrail	1,560.000 LF	_____.	_____.
0024	204.0170 Removing Fence	3,860.000 LF	_____.	_____.
0026	204.0180 Removing Delineators and Markers	44.000 EACH	_____.	_____.
0028	204.0190 Removing Surface Drains	5.000 EACH	_____.	_____.
0030	204.0195 Removing Concrete Bases	5.000 EACH	_____.	_____.
0032	204.0220 Removing Inlets	17.000 EACH	_____.	_____.



Proposal Schedule of Items

Page 2 of 21

Proposal ID: 20220510003 Project(s): 1011-01-65, 1012-01-74

Federal ID(s): N/A, WISC 2022374

SECTION: 0001

Contract Items

Alt Set ID:

Alt Mbr ID:

Proposal Line Number	Item ID Description	Approximate Quantity and Units	Unit Price	Bid Amount
0034	204.0245 Removing Storm Sewer (size) 01. 12-INCH	240.000 LF	_____.	_____.
0036	204.0245 Removing Storm Sewer (size) 02. 18-INCH	276.000 LF	_____.	_____.
0038	204.0245 Removing Storm Sewer (size) 03. 21-INCH	11.000 LF	_____.	_____.
0040	204.0245 Removing Storm Sewer (size) 04. 30-INCH	6.000 LF	_____.	_____.
0042	204.9060.S Removing (item description) 01. Removing Business Sign	1.000 EACH	_____.	_____.
0044	204.9060.S Removing (item description) 02. Removing Business Water System	1.000 EACH	_____.	_____.
0046	204.9060.S Removing (item description) 03. Removing Business Electrical System	1.000 EACH	_____.	_____.
0048	205.0100 Excavation Common	238,100.000 CY	_____.	_____.
0050	205.0200 Excavation Rock	4,200.000 CY	_____.	_____.
0052	206.1000 Excavation for Structures Bridges (structure) 01. B-11-165	LS	LUMP SUM	_____.
0054	206.1000 Excavation for Structures Bridges (structure) 02. B-11-166	LS	LUMP SUM	_____.
0056	209.0300.S Backfill Coarse Aggregate (size) 01. NO. 1	22.000 CY	_____.	_____.
0058	209.2500 Backfill Granular Grade 2	8,906.000 TON	_____.	_____.
0060	210.1500 Backfill Structure Type A	1,337.000 TON	_____.	_____.



Proposal Schedule of Items

Page 3 of 21

Proposal ID: 20220510003 Project(s): 1011-01-65, 1012-01-74

Federal ID(s): N/A, WISC 2022374

SECTION: 0001

Contract Items

Alt Set ID:

Alt Mbr ID:

Proposal Line Number	Item ID Description	Approximate Quantity and Units	Unit Price	Bid Amount
0062	211.0100 Prepare Foundation for Asphaltic Paving (project) 01. 1012-01-74	LS	LUMP SUM	_____.
0064	211.0400 Prepare Foundation for Asphaltic Shoulders	35.000 STA	_____.	_____.
0066	213.0100 Finishing Roadway (project) 01. 1011-01-65	1.000 EACH	_____.	_____.
0068	213.0100 Finishing Roadway (project) 02. 1012-01-74	1.000 EACH	_____.	_____.
0070	305.0110 Base Aggregate Dense 3/4-Inch	4,900.000 TON	_____.	_____.
0072	305.0120 Base Aggregate Dense 1 1/4-Inch	32,392.000 TON	_____.	_____.
0074	312.0110 Select Crushed Material	38,300.000 TON	_____.	_____.
0076	405.0100 Coloring Concrete WisDOT Red	1,012.000 CY	_____.	_____.
0078	415.0080 Concrete Pavement 8-Inch	36,020.000 SY	_____.	_____.
0080	415.0125 Concrete Pavement 12 1/2-Inch	2,200.000 SY	_____.	_____.
0082	415.1080 Concrete Pavement HES 8-Inch	2,030.000 SY	_____.	_____.
0084	415.4100 Concrete Pavement Joint Filling	9,520.000 SY	_____.	_____.
0086	415.6000.S Rout and Seal	16,462.000 LF	_____.	_____.
0088	416.0512 Concrete Truck Apron 12-Inch	2,540.000 SY	_____.	_____.
0090	416.0610 Drilled Tie Bars	10,862.000 EACH	_____.	_____.
0092	416.0620 Drilled Dowel Bars	10,037.000 EACH	_____.	_____.



Proposal Schedule of Items

Page 4 of 21

Proposal ID: 20220510003 Project(s): 1011-01-65, 1012-01-74

Federal ID(s): N/A, WISC 2022374

SECTION: 0001

Contract Items

Alt Set ID:

Alt Mbr ID:

Proposal Line Number	Item ID Description	Approximate Quantity and Units	Unit Price	Bid Amount
0094	416.1110 Concrete Shoulder Rumble Strips	8,587.000 LF	_____.	_____.
0096	416.1715 Concrete Pavement Repair SHES	4,915.000 SY	_____.	_____.
0098	416.1725 Concrete Pavement Replacement SHES	4,831.000 SY	_____.	_____.
0100	450.4000 HMA Cold Weather Paving	3,510.000 TON	_____.	_____.
0102	455.0605 Tack Coat	1,150.000 GAL	_____.	_____.
0104	460.2000 Incentive Density HMA Pavement	2,190.000 DOL	1.00000	2,190.00
0106	460.5224 HMA Pavement 4 LT 58-28 S	1,060.000 TON	_____.	_____.
0108	460.6224 HMA Pavement 4 MT 58-28 S	3,370.000 TON	_____.	_____.
0110	465.0125 Asphaltic Surface Temporary	1,540.000 TON	_____.	_____.
0112	465.0315 Asphaltic Flumes	61.000 SY	_____.	_____.
0114	465.0400 Asphaltic Shoulder Rumble Strips	1,200.000 LF	_____.	_____.
0116	465.0425 Asphaltic Shoulder Rumble Strips 2-Lane Rural	6,848.000 LF	_____.	_____.
0118	465.0475 Asphalt Centerline Rumble Strips 2-Lane Rural	1,845.000 LF	_____.	_____.
0120	502.0100 Concrete Masonry Bridges	1,386.000 CY	_____.	_____.
0122	502.3200 Protective Surface Treatment	2,424.000 SY	_____.	_____.
0124	502.3210 Pigmented Surface Sealer	274.000 SY	_____.	_____.



Proposal Schedule of Items

Page 5 of 21

Proposal ID: 20220510003 Project(s): 1011-01-65, 1012-01-74

Federal ID(s): N/A, WISC 2022374

SECTION: 0001

Contract Items

Alt Set ID:

Alt Mbr ID:

Proposal Line Number	Item ID Description	Approximate Quantity and Units	Unit Price	Bid Amount
0126	503.0137 Prestressed Girder Type I 36W-Inch	2,716.000 LF	_____.	_____.
0128	504.0900 Concrete Masonry Endwalls	4.200 CY	_____.	_____.
0130	505.0400 Bar Steel Reinforcement HS Structures	22,350.000 LB	_____.	_____.
0132	505.0600 Bar Steel Reinforcement HS Coated Structures	176,590.000 LB	_____.	_____.
0134	505.0800.S Bar Steel Reinforcement HS Stainless Structures	5,380.000 LB	_____.	_____.
0136	506.2605 Bearing Pads Elastomeric Non-Laminated	56.000 EACH	_____.	_____.
0138	506.4000 Steel Diaphragms (structure) 01. B-11-165	26.000 EACH	_____.	_____.
0140	506.4000 Steel Diaphragms (structure) 02. B-11-166	26.000 EACH	_____.	_____.
0142	511.1100 Temporary Shoring	1,301.000 SF	_____.	_____.
0144	511.1200 Temporary Shoring (structure) 01. B-11-166	2,075.000 SF	_____.	_____.
0146	516.0500 Rubberized Membrane Waterproofing	70.000 SY	_____.	_____.
0148	520.2024 Culvert Pipe Temporary 24-Inch	81.000 LF	_____.	_____.
0150	520.8000 Concrete Collars for Pipe	13.000 EACH	_____.	_____.
0152	521.1018 Apron Endwalls for Culvert Pipe Steel 18-Inch	2.000 EACH	_____.	_____.
0154	522.0118 Culvert Pipe Reinforced Concrete Class III 18-Inch	140.000 LF	_____.	_____.



Proposal Schedule of Items

Page 6 of 21

Proposal ID: 20220510003 Project(s): 1011-01-65, 1012-01-74

Federal ID(s): N/A, WISC 2022374

SECTION: 0001

Contract Items

Alt Set ID:

Alt Mbr ID:

Proposal Line Number	Item ID Description	Approximate Quantity and Units	Unit Price	Bid Amount
0156	522.0130 Culvert Pipe Reinforced Concrete Class III 30-Inch	44.000 LF	_____.	_____.
0158	522.0136 Culvert Pipe Reinforced Concrete Class III 36-Inch	88.000 LF	_____.	_____.
0160	522.0436 Culvert Pipe Reinforced Concrete Class IV 36-Inch	72.000 LF	_____.	_____.
0162	522.1012 Apron Endwalls for Culvert Pipe Reinforced Concrete 12-Inch	5.000 EACH	_____.	_____.
0164	522.1015 Apron Endwalls for Culvert Pipe Reinforced Concrete 15-Inch	2.000 EACH	_____.	_____.
0166	522.1018 Apron Endwalls for Culvert Pipe Reinforced Concrete 18-Inch	9.000 EACH	_____.	_____.
0168	522.1024 Apron Endwalls for Culvert Pipe Reinforced Concrete 24-Inch	3.000 EACH	_____.	_____.
0170	522.1030 Apron Endwalls for Culvert Pipe Reinforced Concrete 30-Inch	1.000 EACH	_____.	_____.
0172	522.1036 Apron Endwalls for Culvert Pipe Reinforced Concrete 36-Inch	4.000 EACH	_____.	_____.
0174	522.2419 Culvert Pipe Reinforced Concrete Horizontal Elliptical Class HE-IV 19x30-Inch	569.000 LF	_____.	_____.
0176	522.2429 Culvert Pipe Reinforced Concrete Horizontal Elliptical Class HE-IV 29x45-Inch	140.000 LF	_____.	_____.
0178	522.2619 Apron Endwalls for Culvert Pipe Reinforced Concrete Horizontal Elliptical 19x30-Inch	5.000 EACH	_____.	_____.



Proposal Schedule of Items

Page 7 of 21

Proposal ID: 20220510003 Project(s): 1011-01-65, 1012-01-74

Federal ID(s): N/A, WISC 2022374

SECTION: 0001

Contract Items

Alt Set ID:

Alt Mbr ID:

Proposal Line Number	Item ID Description	Approximate Quantity and Units	Unit Price	Bid Amount
0180	522.2629 Apron Endwalls for Culvert Pipe Reinforced Concrete Horizontal Elliptical 29x45-Inch	2.000 EACH	_____.	_____.
0182	530.0118 Culvert Pipe Corrugated Polyethylene 18-Inch	117.000 LF	_____.	_____.
0184	531.1100 Concrete Masonry Ancillary Structures Type NS	12.000 CY	_____.	_____.
0186	531.1140 Steel Reinforcement HS Ancillary Structures Type NS	1,800.000 LB	_____.	_____.
0188	531.2024 Drilling Shaft 24-Inch	100.000 LF	_____.	_____.
0190	531.2036 Drilling Shaft 36-Inch	10.000 LF	_____.	_____.
0192	531.4050 Foundation Camera Pole 50-FT	1.000 EACH	_____.	_____.
0194	550.0020 Pre-Boring Rock or Consolidated Materials	330.000 LF	_____.	_____.
0196	550.1120 Piling Steel HP 12-Inch X 53 Lb	2,850.000 LF	_____.	_____.
0198	601.0405 Concrete Curb & Gutter 18-Inch Type A	358.000 LF	_____.	_____.
0200	601.0409 Concrete Curb & Gutter 30-Inch Type A	2,604.000 LF	_____.	_____.
0202	601.0452 Concrete Curb & Gutter Integral 30-Inch Type D	940.000 LF	_____.	_____.
0204	601.0551 Concrete Curb & Gutter 4-Inch Sloped 36-Inch Type A	2,478.000 LF	_____.	_____.
0206	601.0580 Concrete Curb & Gutter 4-Inch Sloped 36-Inch Type R	638.000 LF	_____.	_____.



Proposal Schedule of Items

Page 8 of 21

Proposal ID: 20220510003 Project(s): 1011-01-65, 1012-01-74

Federal ID(s): N/A, WISC 2022374

SECTION: 0001

Contract Items

Alt Set ID:

Alt Mbr ID:

Proposal Line Number	Item ID Description	Approximate Quantity and Units	Unit Price	Bid Amount
0208	601.0590 Concrete Curb & Gutter 4-Inch Sloped 36-Inch Type TBTT	106.000 LF	_____.	_____.
0210	601.0600 Concrete Curb Pedestrian	97.000 LF	_____.	_____.
0212	602.0410 Concrete Sidewalk 5-Inch	31,850.000 SF	_____.	_____.
0214	602.0505 Curb Ramp Detectable Warning Field Yellow	576.000 SF	_____.	_____.
0216	603.0105 Concrete Barrier Single-Faced 32-Inch	40.000 LF	_____.	_____.
0218	603.1142 Concrete Barrier Type S42	587.000 LF	_____.	_____.
0220	603.3213 Concrete Barrier Transition Type F32SF to S36	4.000 EACH	_____.	_____.
0222	603.3535 Concrete Barrier Transition Type S36 to S42	4.000 EACH	_____.	_____.
0224	603.8000 Concrete Barrier Temporary Precast Delivered	22,264.000 LF	_____.	_____.
0226	603.8125 Concrete Barrier Temporary Precast Installed	18,520.000 LF	_____.	_____.
0228	603.8500 Anchoring Concrete Barrier Temporary Precast	3,904.000 LF	_____.	_____.
0230	604.0400 Slope Paving Concrete	110.000 SY	_____.	_____.
0232	604.0500 Slope Paving Crushed Aggregate	92.000 SY	_____.	_____.
0234	606.0200 Riprap Medium	47.000 CY	_____.	_____.
0236	608.0005 Storm Sewer Rock Excavation	300.000 CY	_____.	_____.



Proposal Schedule of Items

Page 9 of 21

Proposal ID: 20220510003 Project(s): 1011-01-65, 1012-01-74

Federal ID(s): N/A, WISC 2022374

SECTION: 0001

Contract Items

Alt Set ID:

Alt Mbr ID:

Proposal Line Number	Item ID Description	Approximate Quantity and Units	Unit Price	Bid Amount
0238	608.0312 Storm Sewer Pipe Reinforced Concrete Class III 12-Inch	301.000 LF	_____.	_____.
0240	608.0318 Storm Sewer Pipe Reinforced Concrete Class III 18-Inch	289.000 LF	_____.	_____.
0242	608.0412 Storm Sewer Pipe Reinforced Concrete Class IV 12-Inch	1,062.000 LF	_____.	_____.
0244	608.0415 Storm Sewer Pipe Reinforced Concrete Class IV 15-Inch	134.000 LF	_____.	_____.
0246	611.0430 Reconstructing Inlets	3.000 EACH	_____.	_____.
0248	611.0530 Manhole Covers Type J	1.000 EACH	_____.	_____.
0250	611.0606 Inlet Covers Type B	6.000 EACH	_____.	_____.
0252	611.0624 Inlet Covers Type H	6.000 EACH	_____.	_____.
0254	611.0627 Inlet Covers Type HM	7.000 EACH	_____.	_____.
0256	611.0636 Inlet Covers Type HM-S	5.000 EACH	_____.	_____.
0258	611.0639 Inlet Covers Type H-S	6.000 EACH	_____.	_____.
0260	611.0642 Inlet Covers Type MS	2.000 EACH	_____.	_____.
0262	611.0651 Inlet Covers Type S	2.000 EACH	_____.	_____.
0264	611.0652 Inlet Covers Type T	4.000 EACH	_____.	_____.
0266	611.0654 Inlet Covers Type V	10.000 EACH	_____.	_____.
0268	611.2004 Manholes 4-FT Diameter	1.000 EACH	_____.	_____.



Proposal Schedule of Items

Page 10 of 21

Proposal ID: 20220510003 Project(s): 1011-01-65, 1012-01-74

Federal ID(s): N/A, WISC 2022374

SECTION: 0001

Contract Items

Alt Set ID:

Alt Mbr ID:

Proposal Line Number	Item ID Description	Approximate Quantity and Units	Unit Price	Bid Amount
0270	611.3004 Inlets 4-FT Diameter	14.000 EACH	_____.	_____.
0272	611.3220 Inlets 2x2-FT	11.000 EACH	_____.	_____.
0274	611.3225 Inlets 2x2.5-FT	6.000 EACH	_____.	_____.
0276	611.3230 Inlets 2x3-FT	15.000 EACH	_____.	_____.
0278	611.3902 Inlets Median 2 Grate	2.000 EACH	_____.	_____.
0280	611.8120.S Cover Plates Temporary	16.000 EACH	_____.	_____.
0282	612.0406 Pipe Underdrain Wrapped 6-Inch	1,265.000 LF	_____.	_____.
0284	614.0150 Anchor Assemblies for Steel Plate Beam Guard	8.000 EACH	_____.	_____.
0286	614.0805 Crash Cushions Permanent Low Maintenance	2.000 EACH	_____.	_____.
0288	614.0905 Crash Cushions Temporary	8.000 EACH	_____.	_____.
0290	614.2300 MGS Guardrail 3	787.500 LF	_____.	_____.
0292	614.2500 MGS Thrie Beam Transition	95.000 LF	_____.	_____.
0294	614.2610 MGS Guardrail Terminal EAT	2.000 EACH	_____.	_____.
0296	614.2620 MGS Guardrail Terminal Type 2	2.000 EACH	_____.	_____.
0298	616.0100 Fence Woven Wire (height) 01. 4 FEET	3,552.000 LF	_____.	_____.
0300	618.0100 Maintenance And Repair of Haul Roads (project) 01. 1011-01-65	1.000 EACH	_____.	_____.



Proposal Schedule of Items

Page 11 of 21

Proposal ID: 20220510003 Project(s): 1011-01-65, 1012-01-74

Federal ID(s): N/A, WISC 2022374

SECTION: 0001

Contract Items

Alt Set ID:

Alt Mbr ID:

Proposal Line Number	Item ID Description	Approximate Quantity and Units	Unit Price	Bid Amount
0302	618.0100 Maintenance And Repair of Haul Roads (project) 02. 1012-01-74	1.000 EACH	_____.	_____.
0304	619.1000 Mobilization	1.000 EACH	_____.	_____.
0306	620.0300 Concrete Median Sloped Nose	515.000 SF	_____.	_____.
0308	624.0100 Water	290.000 MGAL	_____.	_____.
0310	625.0500 Salvaged Topsoil	173,020.000 SY	_____.	_____.
0312	627.0200 Mulching	163,010.000 SY	_____.	_____.
0314	628.1504 Silt Fence	2,412.000 LF	_____.	_____.
0316	628.1520 Silt Fence Maintenance	2,412.000 LF	_____.	_____.
0318	628.1905 Mobilizations Erosion Control	18.000 EACH	_____.	_____.
0320	628.1910 Mobilizations Emergency Erosion Control	18.000 EACH	_____.	_____.
0322	628.2004 Erosion Mat Class I Type B	79,796.000 SY	_____.	_____.
0324	628.2006 Erosion Mat Urban Class I Type A	1,570.000 SY	_____.	_____.
0326	628.2033 Erosion Mat Class III Type B	6,320.000 SY	_____.	_____.
0328	628.7005 Inlet Protection Type A	1.000 EACH	_____.	_____.
0330	628.7010 Inlet Protection Type B	39.000 EACH	_____.	_____.
0332	628.7015 Inlet Protection Type C	15.000 EACH	_____.	_____.



Proposal Schedule of Items

Page 12 of 21

Proposal ID: 20220510003 Project(s): 1011-01-65, 1012-01-74

Federal ID(s): N/A, WISC 2022374

SECTION: 0001

Contract Items

Alt Set ID:

Alt Mbr ID:

Proposal Line Number	Item ID Description	Approximate Quantity and Units	Unit Price	Bid Amount
0334	628.7504 Temporary Ditch Checks	368.000 LF	_____.	_____.
0336	628.7555 Culvert Pipe Checks	8.000 EACH	_____.	_____.
0338	629.0210 Fertilizer Type B	113.000 CWT	_____.	_____.
0340	630.0130 Seeding Mixture No. 30	3,032.000 LB	_____.	_____.
0342	630.0200 Seeding Temporary	1,776.000 LB	_____.	_____.
0344	630.0500 Seed Water	3,661.000 MGAL	_____.	_____.
0346	633.0100 Delineator Posts Steel	106.000 EACH	_____.	_____.
0348	633.0500 Delineator Reflectors	125.000 EACH	_____.	_____.
0350	633.1000 Delineators Barrier Wall	5.000 EACH	_____.	_____.
0352	633.5200 Markers Culvert End	25.000 EACH	_____.	_____.
0354	634.0612 Posts Wood 4x6-Inch X 12-FT	12.000 EACH	_____.	_____.
0356	634.0614 Posts Wood 4x6-Inch X 14-FT	19.000 EACH	_____.	_____.
0358	634.0616 Posts Wood 4x6-Inch X 16-FT	32.000 EACH	_____.	_____.
0360	634.0618 Posts Wood 4x6-Inch X 18-FT	21.000 EACH	_____.	_____.
0362	634.0620 Posts Wood 4x6-Inch X 20-FT	12.000 EACH	_____.	_____.
0364	634.0811 Posts Tubular Steel 2x2-Inch X 11-FT	9.000 EACH	_____.	_____.
0366	634.0812 Posts Tubular Steel 2x2-Inch X 12-FT	1.000 EACH	_____.	_____.



Proposal Schedule of Items

Page 13 of 21

Proposal ID: 20220510003 Project(s): 1011-01-65, 1012-01-74

Federal ID(s): N/A, WISC 2022374

SECTION: 0001

Contract Items

Alt Set ID:

Alt Mbr ID:

Proposal Line Number	Item ID Description	Approximate Quantity and Units	Unit Price	Bid Amount
0368	634.0814 Posts Tubular Steel 2x2-Inch X 14-FT	3.000 EACH	_____.	_____.
0370	635.0200 Sign Supports Structural Steel HS	3,892.000 LB	_____.	_____.
0372	637.1220 Signs Type I Reflective SH	891.000 SF	_____.	_____.
0374	637.2210 Signs Type II Reflective H	1,072.000 SF	_____.	_____.
0376	637.2230 Signs Type II Reflective F	117.000 SF	_____.	_____.
0378	638.2102 Moving Signs Type II	20.000 EACH	_____.	_____.
0380	638.2601 Removing Signs Type I	8.000 EACH	_____.	_____.
0382	638.2602 Removing Signs Type II	116.000 EACH	_____.	_____.
0384	638.3000 Removing Small Sign Supports	114.000 EACH	_____.	_____.
0386	638.3100 Removing Structural Steel Sign Supports	8.000 EACH	_____.	_____.
0388	642.5001 Field Office Type B	1.000 EACH	_____.	_____.
0390	643.0300 Traffic Control Drums	149,139.000 DAY	_____.	_____.
0392	643.0420 Traffic Control Barricades Type III	11,598.000 DAY	_____.	_____.
0394	643.0705 Traffic Control Warning Lights Type A	18,545.000 DAY	_____.	_____.
0396	643.0715 Traffic Control Warning Lights Type C	32,499.000 DAY	_____.	_____.
0398	643.0800 Traffic Control Arrow Boards	1,569.000 DAY	_____.	_____.
0400	643.0900 Traffic Control Signs	99,293.000 DAY	_____.	_____.



Proposal Schedule of Items

Page 14 of 21

Proposal ID: 20220510003 Project(s): 1011-01-65, 1012-01-74

Federal ID(s): N/A, WISC 2022374

SECTION: 0001

Contract Items

Alt Set ID:

Alt Mbr ID:

Proposal Line Number	Item ID Description	Approximate Quantity and Units	Unit Price	Bid Amount
0402	643.0910 Traffic Control Covering Signs Type I	7.000 EACH	_____.	_____.
0404	643.0920 Traffic Control Covering Signs Type II	16.000 EACH	_____.	_____.
0406	643.1050 Traffic Control Signs PCMS	1,517.000 DAY	_____.	_____.
0408	643.1100.S Dynamic Late Merge System	470.000 DAY	_____.	_____.
0410	643.4100.S Traffic Control Interim Lane Closure	65.000 EACH	_____.	_____.
0412	643.5000 Traffic Control	1.000 EACH	_____.	_____.
0414	645.0112 Geotextile Type DF Schedule B	425.000 SY	_____.	_____.
0416	645.0120 Geotextile Type HR	93.000 SY	_____.	_____.
0418	645.0220 Geogrid Type SR	51,100.000 SY	_____.	_____.
0420	646.1020 Marking Line Epoxy 4-Inch	16,786.000 LF	_____.	_____.
0422	646.1040 Marking Line Grooved Wet Ref Epoxy 4-Inch	50,375.000 LF	_____.	_____.
0424	646.1545 Marking Line Grooved Wet Ref Contrast Epoxy 4-Inch	8,440.000 LF	_____.	_____.
0426	646.1555 Marking Line Grooved Contrast Permanent Tape 4-Inch	575.000 LF	_____.	_____.
0428	646.3020 Marking Line Epoxy 8-Inch	435.000 LF	_____.	_____.
0430	646.3545 Marking Line Grooved Wet Ref Contrast Epoxy 8-Inch	5,290.000 LF	_____.	_____.
0432	646.5420 Marking Aerial Enforcement Bar Epoxy	6.000 EACH	_____.	_____.



Proposal Schedule of Items

Page 15 of 21

Proposal ID: 20220510003 Project(s): 1011-01-65, 1012-01-74

Federal ID(s): N/A, WISC 2022374

SECTION: 0001

Contract Items

Alt Set ID:

Alt Mbr ID:

Proposal Line Number	Item ID Description	Approximate Quantity and Units	Unit Price	Bid Amount
0434	646.6320 Marking Dotted Extension Epoxy 18-Inch	122.000 LF	_____.	_____.
0436	646.6464 Cold Weather Marking Epoxy 4-Inch	48,360.000 LF	_____.	_____.
0438	646.6468 Cold Weather Marking Epoxy 8-Inch	4,120.000 LF	_____.	_____.
0440	646.7120 Marking Diagonal Epoxy 12-Inch	565.000 LF	_____.	_____.
0442	646.7205 Marking Chevron Paint 24-Inch	260.000 LF	_____.	_____.
0444	646.7220 Marking Chevron Epoxy 24-Inch	260.000 LF	_____.	_____.
0446	646.7420 Marking Crosswalk Epoxy Transverse Line 6-Inch	300.000 LF	_____.	_____.
0448	646.8120 Marking Curb Epoxy	20.000 LF	_____.	_____.
0450	646.8220 Marking Island Nose Epoxy	2.000 EACH	_____.	_____.
0452	646.9000 Marking Removal Line 4-Inch	23,210.000 LF	_____.	_____.
0454	646.9010 Marking Removal Line Water Blasting 4-Inch	5,000.000 LF	_____.	_____.
0456	646.9100 Marking Removal Line 8-Inch	1,307.000 LF	_____.	_____.
0458	646.9110 Marking Removal Line Water Blasting 8-Inch	523.000 LF	_____.	_____.
0460	646.9200 Marking Removal Line Wide	420.000 LF	_____.	_____.
0462	649.0120 Temporary Marking Line Epoxy 4-Inch	17,955.000 LF	_____.	_____.
0464	649.0150 Temporary Marking Line Removable Tape 4-Inch	22,075.000 LF	_____.	_____.



Proposal Schedule of Items

Page 16 of 21

Proposal ID: 20220510003 Project(s): 1011-01-65, 1012-01-74

Federal ID(s): N/A, WISC 2022374

SECTION: 0001

Contract Items

Alt Set ID:

Alt Mbr ID:

Proposal Line Number	Item ID Description	Approximate Quantity and Units	Unit Price	Bid Amount
0466	649.0155 Temporary Marking Line Removable Contrast Tape 4-Inch	109,604.000 LF	_____.	_____.
0468	649.0220 Temporary Marking Line Epoxy 8-Inch	6,155.000 LF	_____.	_____.
0470	649.0255 Temporary Marking Line Removable Contrast Tape 8-Inch	6,280.000 LF	_____.	_____.
0472	649.0820 Temporary Marking Stop Line Epoxy 18-Inch	47.000 LF	_____.	_____.
0474	649.0850 Temporary Marking Stop Line Removable Tape 18-Inch	155.000 LF	_____.	_____.
0476	650.4000 Construction Staking Storm Sewer	48.000 EACH	_____.	_____.
0478	650.4500 Construction Staking Subgrade	11,242.000 LF	_____.	_____.
0480	650.5000 Construction Staking Base	8,992.000 LF	_____.	_____.
0482	650.5500 Construction Staking Curb Gutter and Curb & Gutter	96.000 LF	_____.	_____.
0484	650.7000 Construction Staking Concrete Pavement	9,888.000 LF	_____.	_____.
0486	650.8000 Construction Staking Resurfacing Reference	35,832.000 LF	_____.	_____.
0488	650.8500 Construction Staking Electrical Installations (project) 01. 1012-01-74	LS	LUMP SUM	_____.
0490	650.9000 Construction Staking Curb Ramps	16.000 EACH	_____.	_____.
0492	650.9910 Construction Staking Supplemental Control (project) 01. 1011-01-65	LS	LUMP SUM	_____.



Proposal Schedule of Items

Page 17 of 21

Proposal ID: 20220510003 Project(s): 1011-01-65, 1012-01-74

Federal ID(s): N/A, WISC 2022374

SECTION: 0001

Contract Items

Alt Set ID:

Alt Mbr ID:

Proposal Line Number	Item ID Description	Approximate Quantity and Units	Unit Price	Bid Amount
0494	650.9910 Construction Staking Supplemental Control (project) 02. 1012-01-74	LS	LUMP SUM	_____.
0496	650.9920 Construction Staking Slope Stakes	10,638.000 LF	_____.	_____.
0498	652.0110 Conduit Rigid Metallic 1-Inch	10.000 LF	_____.	_____.
0500	652.0125 Conduit Rigid Metallic 2-Inch	10.000 LF	_____.	_____.
0502	652.0210 Conduit Rigid Nonmetallic Schedule 40 1-Inch	80.000 LF	_____.	_____.
0504	652.0225 Conduit Rigid Nonmetallic Schedule 40 2-Inch	2,920.000 LF	_____.	_____.
0506	652.0235 Conduit Rigid Nonmetallic Schedule 40 3-Inch	3,612.000 LF	_____.	_____.
0508	652.0325 Conduit Rigid Nonmetallic Schedule 80 2-Inch	844.000 LF	_____.	_____.
0510	652.0700.S Install Conduit into Existing Item	1.000 EACH	_____.	_____.
0512	653.0140 Pull Boxes Steel 24x42-Inch	6.000 EACH	_____.	_____.
0514	653.0164 Pull Boxes Non-Conductive 24x42-Inch	15.000 EACH	_____.	_____.
0516	653.0905 Removing Pull Boxes	32.000 EACH	_____.	_____.
0518	654.0105 Concrete Bases Type 5	2.000 EACH	_____.	_____.
0520	654.0106 Concrete Bases Type 6	22.000 EACH	_____.	_____.
0522	654.0230 Concrete Control Cabinet Bases Type L30	1.000 EACH	_____.	_____.



Proposal Schedule of Items

Page 18 of 21

Proposal ID: 20220510003 Project(s): 1011-01-65, 1012-01-74

Federal ID(s): N/A, WISC 2022374

SECTION: 0001

Contract Items

Alt Set ID:

Alt Mbr ID:

Proposal Line Number	Item ID Description	Approximate Quantity and Units	Unit Price	Bid Amount
0524	655.0515 Electrical Wire Traffic Signals 10 AWG	990.000 LF	_____.	_____.
0526	655.0535 Electrical Wire Traffic Signals 2 AWG	2,760.000 LF	_____.	_____.
0528	655.0610 Electrical Wire Lighting 12 AWG	3,294.000 LF	_____.	_____.
0530	655.0615 Electrical Wire Lighting 10 AWG	23,340.000 LF	_____.	_____.
0532	656.0200 Electrical Service Meter Breaker Pedestal (location) 01. STA. 11+34 SB B	LS	LUMP SUM	_____.
0534	657.0255 Transformer Bases Breakaway 11 1/2-Inch Bolt Circle	24.000 EACH	_____.	_____.
0536	657.0327 Poles Type 6-Aluminum	22.000 EACH	_____.	_____.
0538	657.0705 Luminaire Arms Truss Type 4 1/2-Inch Clamp 10-FT	22.000 EACH	_____.	_____.
0540	659.1125 Luminaires Utility LED C	22.000 EACH	_____.	_____.
0542	659.1215 Luminaires Underdeck LED C	4.000 EACH	_____.	_____.
0544	659.2130 Lighting Control Cabinets 120/240 30-Inch	1.000 EACH	_____.	_____.
0546	662.1024.S Ramp Closure Gates 24-FT	1.000 EACH	_____.	_____.
0548	662.1032.S Ramp Closure Gates 32-FT	1.000 EACH	_____.	_____.
0550	670.0100 Field System Integrator	LS	LUMP SUM	_____.
0552	670.0200 ITS Documentation	LS	LUMP SUM	_____.
0554	673.0200 Tracer Wire Marker Posts	2.000 EACH	_____.	_____.



Proposal Schedule of Items

Page 19 of 21

Proposal ID: 20220510003 Project(s): 1011-01-65, 1012-01-74

Federal ID(s): N/A, WISC 2022374

SECTION: 0001

Contract Items

Alt Set ID:

Alt Mbr ID:

Proposal Line Number	Item ID Description	Approximate Quantity and Units	Unit Price	Bid Amount
0556	673.1225.S Install Pole Mounted Cabinet	1.000 EACH	_____.	_____.
0558	674.0300 Remove Cable	4,085.000 LF	_____.	_____.
0560	675.0300 Install Mounted Controller Microwave Detector Assembly	2.000 EACH	_____.	_____.
0562	677.0150 Install Camera Pole 50-FT	1.000 EACH	_____.	_____.
0564	677.0200 Install Camera Assembly	1.000 EACH	_____.	_____.
0566	677.9051.S Removing 50-FT Camera Pole	1.000 EACH	_____.	_____.
0568	677.9200.S Removing CCTV Camera	1.000 EACH	_____.	_____.
0570	678.0006 Install Fiber Optic Cable Outdoor Plant 6-CT	1,090.000 LF	_____.	_____.
0572	678.0300 Fiber Optic Splice	4.000 EACH	_____.	_____.
0574	678.0400 Fiber Optic Termination	6.000 EACH	_____.	_____.
0576	678.0500 Communication System Testing	LS	LUMP SUM	_____.
0578	678.0600 Install Ethernet Switches	1.000 EACH	_____.	_____.
0580	690.0150 Sawing Asphalt	3,858.000 LF	_____.	_____.
0582	690.0250 Sawing Concrete	41,404.000 LF	_____.	_____.
0584	715.0502 Incentive Strength Concrete Structures	500.000 DOL	1.00000	500.00
0586	ASP.1T0A On-the-Job Training Apprentice at \$5.00/HR	300.000 HRS	5.00000	1,500.00



Proposal Schedule of Items

Page 20 of 21

Proposal ID: 20220510003 Project(s): 1011-01-65, 1012-01-74

Federal ID(s): N/A, WISC 2022374

SECTION: 0001

Contract Items

Alt Set ID:

Alt Mbr ID:

Proposal Line Number	Item ID Description	Approximate Quantity and Units	Unit Price	Bid Amount
0588	ASP.1T0G On-the-Job Training Graduate at \$5.00/HR	200.000 HRS	5.00000	1,000.00
0590	SPV.0035 Special 01. Temporary Stone Ditch Checks	330.000 CY	_____.	_____.
0592	SPV.0060 Special 01. Verify Landmark Reference Monuments	1.000 EACH	_____.	_____.
0594	SPV.0060 Special 02. Removing Controller Cabinet	1.000 EACH	_____.	_____.
0596	SPV.0060 Special 03. Removing Controller Cabinet Base	1.000 EACH	_____.	_____.
0598	SPV.0060 Special 04. Remove Pole	2.000 EACH	_____.	_____.
0600	SPV.0060 Special 05. Remove Microwave Detector	4.000 EACH	_____.	_____.
0602	SPV.0060 Special 06. Removing On-Ramp Closure Gate	2.000 EACH	_____.	_____.
0604	SPV.0060 Special 07. Removing Communication Vault	1.000 EACH	_____.	_____.
0606	SPV.0060 Special 08. Install Spread Spectrum Radio	1.000 EACH	_____.	_____.
0608	SPV.0060 Special 09. Ground Rod	1.000 EACH	_____.	_____.
0610	SPV.0060 Special 10. Welded Inlet Covers	3.000 EACH	_____.	_____.
0612	SPV.0060 Special 11. Clean and Fill Anchor Hole	115.000 EACH	_____.	_____.
0614	SPV.0060 Special 12. Pull Boxes Non-Conductive 18X24-Inch	4.000 EACH	_____.	_____.



Proposal Schedule of Items

Page 21 of 21

Proposal ID: 20220510003 Project(s): 1011-01-65, 1012-01-74

Federal ID(s): N/A, WISC 2022374

SECTION: 0001

Contract Items

Alt Set ID:

Alt Mbr ID:

Proposal Line Number	Item ID Description	Approximate Quantity and Units	Unit Price	Bid Amount
0616	SPV.0060 Special 13. Temporary Lighting System Northbound Ramp Terminal	1.000 EACH	_____.	_____.
0618	SPV.0060 Special 14. Construction Staking Roundabout Terminal	1.000 EACH	_____.	_____.
0620	SPV.0090 Special 01. Drain Slotted Vane Longitudinal	1,020.000 LF	_____.	_____.
0622	SPV.0090 Special 02. Fill and Restore Existing Concrete Rumble Strips	20,743.000 LF	_____.	_____.
0624	SPV.0090 Special 03. Concrete Barrier Temporary Precast Left in Place	3,904.000 LF	_____.	_____.
0626	SPV.0165 Special 01. Temporary Wall Wire Faced Mechanically Stabilized Earth	1,657.000 SF	_____.	_____.
0628	SPV.0165 Special 02. Wall Concrete Panel Mechanically Stabilized Earth	6,795.000 SF	_____.	_____.
Section: 0001			Total:	_____.
			Total Bid:	_____.

PLEASE ATTACH ADDENDA HERE



Wisconsin Department of Transportation

May 4, 2022

**Division of Transportation Systems
Development**

Bureau of Project Development
4822 Madison Yards Way, 4th Floor South
Madison, WI 53705

Telephone: (608) 266-1631

Facsimile (FAX): (608) 266-8459

NOTICE TO ALL CONTRACTORS:

ASP-6 Addendum #01

Letting of May 10, 2022

Attached is a copy of the revised ASP-6. This ASP-6 replaces ASP-6 in all proposals in the May 10, 2022 Letting.

The responsibility for notifying potential subcontractors and suppliers of these changes remains with the prime contractors.

Sincerely,

Mike Coleman

Proposal Development Specialist
Proposal Management Section

Additional Special Provision 6**ASP 6 - Modifications to the standard specifications**

Make the following revisions to the standard specifications:

415.3.16 Tolerance in Pavement Thickness

Replace the entire text with the following effective with the November 2021 letting:

415.3.16.1 General

- (1) Construct the plan thickness or thicker. The department will accept pavement thickness based on the results of department-performed acceptance testing conforming to:

Magnetic Pulse Induction	CMM 870: ASTM E3209 WTM
Probing	CMM 870: WTP C-002
Preplacement Measurement	CMM 870: WTP C-003

415.3.16.2 Pavement Units**415.3.16.2.1 Basic Units**

- (1) Basic unit is defined as a slip formed, single lane, with a minimum lane width of 10 feet, measured, from the pavement edge to the adjacent longitudinal joint; from one longitudinal joint to the next; or between pavement edges if there is no longitudinal joint.

415.3.16.2.2 Special Units

- (2) Establish special units for areas of fillets, intersections, gaps, gores, shoulders, ramps, pavement lanes less than 10 feet wide and other areas not included in basic units.

415.3.16.3 Test Plate Locations

- (1) Place department-furnished test plates. Within 5 business days after paving, enter the sequential number and associated position data into MRS available at:

<http://www.atwoodsystems.com/>

- (2) Contractor will maintain plate location markings for 10 business days after paving.

415.3.16.4 Acceptance Testing**415.3.16.4.1 Basic Units****415.3.16.4.1.2 Magnetic Pulse Induction**

- (1) The department will measure thickness within 10 business days of paving. Upon completion of the project thickness testing, the department will provide the test results to the contractor within 5 business days.
- (2) Department will establish a project reference plate at the start of each paving stage. Project reference plate will be measured before each day of testing. Department will notify the contractor of project reference plate locations before testing.
- (3) If the random plate test result falls within 80 to 50 percent pay range specified in 415.5.2, the department will measure the second plate in that unit. The department will notify the contractor immediately if the average of the 6 readings falls within the 80 to 50 percent pay range.
- (4) If an individual random plate test result is more than 1 inch thinner than contract plan thickness, the pavement is unacceptable. Department will determine limits of unacceptable pavement by performing the following:
- The engineer will test each consecutive plate stationed ahead and behind until the thickness test result is plan thickness or greater.
 - The engineer will direct the contractor to core the hardened concrete to determine the extent of the unacceptable area. In each direction, the contractor shall take cores at points approximately 20 feet from the furthest out of specification plate towards the plate that is plan thickness of greater. Once a core is within 80 to 100 percent pay range, the coring is complete and the limits of unacceptable pavement extend from the stationing between the core test results of 80 to 100 percent payment, inclusive of all unacceptable core and plate test results.
 - The contractor shall perform coring according to AASHTO T24. The department will evaluate the results according to AASHTO T148
 - The contractor shall fill core holes with concrete or mortar.

415.3.16.4.2 Special Units**415.3.16.4.2.1 Magnetic Pulse Induction**

- (1) The department will measure thickness within 10 business days of paving. Upon completion of the project thickness testing, the department will provide the test results to the contractor within 5 business days.
- (2) Department will establish a project reference plate at the start of each paving stage. Project reference plate will be measured before each day of testing. Department will notify the contractor of project reference plate locations before testing.
- (3) If the random plate test result falls within 80 to 50 percent pay range specified in 415.5.2, the department will measure the second plate in that unit. The department will notify the contractor immediately if the average of the 6 readings falls within the 80 to 50 percent pay range.
- (4) If an individual random plate test result is more than 1 inch thinner than contract plan thickness, the department will measure the second plate in that unit. If both plates are required to be measured, then all six thickness measurements will be averaged for that unit. If the average of the six measurements is more than 1 inch thinner than contract plan thickness, the pavement is unacceptable.

415.3.16.4.2.2 Probing

- (1) The department will measure slip form special units during concrete placement. Upon completion of the project thickness testing, the department will provide the test results to the contractor within 5 business days.
- (2) Department will probe 2 random locations within the special unit. The average of the two readings will be the reported measurement for the special unit.

415.3.16.4.2.3 Preplacement Measurement

- (1) The department will measure non-slip form special units before concrete placement.
- (2) Thickness corrections will be made to a conforming thickness by reshaping the base aggregate before the pavement is placed.

415.5.2 Adjusting Pay for Thickness

Replace the entire text with the following effective with the November 2021 letting:

- (1) The department will adjust pay for pavement thickness under the Nonconforming Thickness Concrete Pavement administrative item as follows:

FOR PAVEMENT THINNER THAN PLAN THICKNESS BY:	PERCENT OF THE CONTRACT UNIT PRICE
> 1/4 inch but <= 1/2 inch	80
> 1/2 inch but <= 3/4 inch	60
> 3/4 inch but <= 1 inch	50

- (2) When pavement of unacceptable final thickness is determined, as specified in 415.3.16.4, the department will direct the contractor to either:
 1. Remove and replace unacceptable concrete pavement to the nearest joint with new concrete pavement of conforming thickness. The department will pay once for the area at the full contract price.
 2. If the unacceptable pavement is less than 100 LF, the department may allow the concrete to remain in place without payment for the unacceptable area.

460.2.6 Recovered Asphaltic Binders

Replace paragraph two with the following effective with the November 2021 letting:

- (2) The contractor may replace virgin binder with recovered binder up to the maximum percentage allowed under 460.2.5 without further testing. When the design percent asphalt binder replaced exceeds the allowable limits in 460.2.5, the contractor must:
 - Document adjustments made to the mix design in the mix design submittal.
 - Submit test results that indicate the mixture's asphaltic binder meets or exceeds the upper and lower temperature grade requirements the bid item designates.
 - If only one recycled asphaltic material source is used, furnish one of the following:
 - Test results from extracted and recovered binder from the resultant mixture.
 - Blending charts that indicate the resultant mixture's high and low temperature PG as an interpolation of the percent binder replaced between the virgin binder's and the recycled asphaltic material source binder's high and low temperature PG.
 - If two or more recycled asphaltic material sources are used, furnish test results from extracted and

recovered binder from the resultant mixture.

501.2.6 Water

Retitle with the following effective with the November 2021 letting:

501.2.6 Mixing Water

501.2.6.2 Requirements

Replace paragraph two with the following effective with the November 2021 letting:

- (2) Water from other sources must comply with the following:

Acidity, maximum of 0.1N NaOH to neutralize 200 mL of water; CMM 870: WTP C-001.....	2 mL
Alkalinity, maximum of 0.1N HCL to neutralize 200 mL of water; CMM 870: WTP C-001	15 mL
Maximum sulphate (SO ₄); CMM 870: WTP C-001	0.05 percent
Maximum chloride; CMM 870: WTP C-001	0.10 percent
Maximum total solids; CMM 870: WTP C-001	
Organic	0.04 percent
Inorganic.....	0.15 percent

501.3.2.2.2 Supplementary Cementitious Material

Replace the entire text with the following effective with the May 2022 letting:

- (1) Replace 15 to 30 percent by weight of the total cementitious material content with approved SCMs for class I concrete as specified in 715.
- (2) Replace a maximum of 30 percent by weight of the total cementitious material content with approved SCMs for class II and class III concrete as specified in 716.
- (3) Limit Class F fly ash sources not on the APL to maximum 15 percent.
- (4) Minimum SCM content may be waived by the engineer.

501.3.2.4.2 Air Entrainment

Replace paragraph two with the following effective with the November 2021 letting:

- (2) Test fresh concrete air content according to AASHTO T152 or AASHTO TP118 at the contract-required frequency and as the engineer directs. Test concrete placed by pumping or belting at the point of discharge from the pump line or belt.

501.3.7.1 Slump

Replace paragraph one with the following effective with the November 2021 letting:

- (1) Use a 1-inch to 4-inch slump for concrete used in structures or placed in forms, except as follows:
 - Do not exceed a slump of 2 inches for grade E concrete.
 - Increase slump as specified in 502.3.5.3 for concrete placed underwater.
 - If BTS approves a concrete mixture using a superplasticizer, the contractor may increase slump for that mixture to a maximum of 9 inches without exceeding the maximum mix water allowed for that grade.

531.5 Payment

Replace paragraph two with the following effective with the November 2021 letting:

- (2) Payment for Concrete Masonry Ancillary Structures Type NS is full compensation for providing concrete for non-standard sign structure foundations; and for anchor rod assemblies. The department will pay separately for excavating and backfilling drilled shafts under the Drilling Shafts bid items.

Replace paragraph five with the following effective with the November 2021 letting:

- (5) Payment for the Foundation bid items is full compensation for providing concrete foundations; for anchor rod assemblies; for reinforcing steel; and for embedded conduit and electrical components. The department will pay separately for excavating and backfilling drilled shafts under the Drilling Shafts bid items.

642.2.2.1 General

Replace paragraph one with the following effective with the November 2021 letting:

- (1) Provide each field office with two rooms, separated by an interior door with a padlock. Ensure that each room has a separate exterior door and its own air conditioner. Locate the office where a quality internet connection can be achieved. Ensure quality cell phone reception is achievable inside the field office.

701.3.1 General

Replace table 701-1 with the following effective with the November 2021 letting:

TABLE 701-1 TESTING AND CERTIFICATION STANDARDS

TEST	TEST STANDARD	MINIMUM REQUIRED CERTIFICATION (any one of the certifications listed for each test)
Random Sampling	CMM 830.9.2	Transportation Materials Sampling Technician (TMS) TMS Assistant Certified Technician (ACT-TMS) Aggregate Technician I (AGGTEC-I) AGGTEC-I Assistant Certified Technician (ACT-AGG) PCC Technician I (PCCTEC-I) PCCTEC-I Assistant Certified Technician (ACT-PCC) Grading Technician I (GRADINGTEC-I) Grading Assistant Certified Technician (ACT-GRADING)
Sampling Aggregates	AASHTO T2 ^[1] [4]	TMS, ACT-TMS, AGGTEC-1, ACT-AGG
Percent passing the No. 200 sieve	AASHTO T11 ^[1]	AGGTEC-I, ACT-AGG
Fine & coarse aggregate gradation	AASHTO T27 ^[1]	
Aggregate moisture content	AASHTO T255 ^[1]	
Fractured faces	ASTM D5821 ^[1]	
Liquid limit	AASHTO T89	Aggregate Testing for Transportation Systems (ATTS) GRADINGTEC-I, or ACT-GRADING
Plasticity index	AASHTO T90 ^[3]	
Sampling freshly mixed concrete	AASHTO R60	PCCTEC-1 ACT-PCC
Air content of fresh concrete	AASHTO T152 ^[2] AASHTO TP118 ^[5]	
Air void system of fresh concrete	AASHTO TP118 ^[5]	
Concrete slump	AASHTO T119 ^[2]	
Concrete temperature	ASTM C1064	
Making and curing concrete specimens	AASHTO T23	
Moist curing for concrete specimens	AASHTO M201	
Concrete compressive strength	AASHTO T22	Concrete Strength Tester (CST) CST Assistant Certified Technician (ACT-CST)
Concrete flexural strength	AASHTO T97	
Concrete surface resistivity ^[2]	AASHTO T358	
Voids in aggregate	AASHTO T19	PCCTEC-II
Profiling	—	PROFILER

^[1] As modified in CMM 860.

^[2] As modified in CMM 870.

^[3] A plasticity check, if required under individual QMP specifications, may be performed by an AGGTEC-I in addition to the certifications listed for liquid limit and plasticity index tests.

^[4] Plant personnel may operate equipment to obtain samples under the direct observation of a TMS or higher.

^[5] Consolidate by rodding.

710.2 Small Quantities

Replace the entire text with the following effective with the November 2021 letting:

- (1) The department defines small quantities as follows:
- As specified in 715.1.1.2 for class I concrete.
 - Less than 50 cubic yards of class II ancillary concrete placed under a single bid item.
- (2) For contracts with only small quantities of material subject to testing, modify the requirements of 710 as follows:

1. The contractor may submit an abbreviated quality control plan as allowed in 701.1.2.3.
2. Provide one of the following for aggregate process control:
 - Documented previous testing dated within 120 calendar days. Provide gradation test results to the engineer before placing material.
 - Non-random start-up gradation testing.

710.4 Concrete Mixes

Replace paragraph two with the following effective with the November 2021 letting:

- (2) At least 7 business days before producing concrete, document that materials conform to 501 unless the engineer allows or individual QMP specifications provide otherwise. Include the following:
 1. For mixes: quantities per cubic yard expressed as SSD weights and net water, water to cementitious material ratio, air content, and SAM number.
 2. For cementitious materials and admixtures: type, brand, and source.
 3. For aggregates: absorption, SSD bulk specific gravity, wear, soundness, freeze thaw test results if required, and air correction factor. Also include aggregate production records dated within 2 years if using those results in the design. Submit component aggregate gradations, aggregate proportions, and target combined blended aggregate gradations using the following:
 - DT2220 for combined aggregate gradations.
 - DT2221 for optimized aggregate gradations.
 4. For optimized concrete mixtures:
 - Complete the worksheets within DT2221 according to the directions.
 - Ensure the optimized aggregate gradations and the optimized mix design conform to WisDOT specifications and pass the built-in tests within DT2221.
 - Verify slip-form mixture workability according to AASHTO TP137 and conformance to specifications through required trial batching.
 - Submit the completed DT2221 to the engineer electronically. Include the trial batch test results with the mix design submittal.

Replace paragraph four with the following effective with the November 2021 letting:

- (4) Prepare and submit modifications to a concrete mix to the engineer for approval 3 business days before using that modified mix. Modifications requiring the engineer's approval include changes in:
 1. Source of any material. For paving and barrier mixes, a source change for fly ash of the same class does not constitute a mix design change.
 2. Quantities of cementitious materials.
 3. Addition or deletion of admixtures. Minor admixture dosage adjustments required to maintain air content or slump do not require engineer review or approval.

710.5.5 Strength

Replace paragraph one with the following effective with the November 2021 letting:

- (1) Cast all 6" x 12" cylinders or all 6" x 6" x 21" beams in a set from the same sample. Do not cast more than one set of specimens from a single truckload of concrete. Mark each specimen to identify the lot and subplot or location on the project it represents.

710.5.6 Aggregate Testing

Retitle and replace the entire text with the following effective with the November 2021 letting:

710.5.6 Aggregate Testing During Concrete Production

710.5.6.1 General

- (1) The department will accept gradation based on the results of department-performed acceptance testing.
- (2) The department and contractor will obtain samples using the same method. When belt sampling, contractor personnel shall obtain samples for the department under the direct observation of the department personnel. Contractor will define sampling method in the QMP or abbreviated QMP.

710.5.6.2 Contractor Control Charts

710.5.6.2.1 General

- (1) Test aggregate gradations during concrete production except as allowed for small quantities under 710.2. Required contractor testing will be performed using non-random samples.

- (2) Sample aggregates from either the conveyor belt or from the working face of the stockpiles.
- (3) Sample aggregates within 2 business days before placement for each mix design. Include this gradation on the control charts.
- (4) Report gradation test results and provide control charts to the engineer within 1 business day of obtaining the sample. Submit results to the engineer and electronically into MRS as specified in 701.1.2.7.
- (5) Conduct aggregate testing at the minimum frequency shown based on the anticipated daily cumulative plant production for each mix design. The contractor's concrete production tests can be used for the same mix design on multiple contracts.

TABLE 710-1 CONTRACTOR GRADATION TESTING FREQUENCY - CLASS I

DAILY PLANT PRODUCTION RATE FOR WisDOT WORK	MINIMUM FREQUENCY
Gradation Report Before Placement	
1000 cubic yards or less	one test per day
more than 1000 cubic yards	two tests per day

TABLE 710-2 CONTRACTOR GRADATION TESTING FREQUENCY - CLASS II

MINIMUM FREQUENCY
Gradation Report Before Placement
One test per calendar week of production

710.5.6.2.2 Optimized Aggregate Gradation Control Charts

- (1) Determine the complete gradation using a washed analysis for both fine and coarse aggregates. Report results for the following:
 - 1 1/2", 1", 3/4", 1/2", 3/8", #4, #8, #16, #30, #50, #100, and #200 sieves.
 - Sum of volumetric percentages retained on No. 8, No. 16, and No. 30 sieves.
 - Sum of volumetric percentages retained on No. 30, No. 50, No. 100, and No. 200 sieves.
- (2) Calculate blended aggregate gradations using the mix design batch percentages for the component aggregates. Ensure the blended aggregate gradation conforms to the volumetric percent retained of the optimized aggregate gradation limits specified in table 501-4.
- (3) Throughout the contract, construct a 4-point running average of the volumetric percent retained for each sieve to determine if the blended aggregate gradation is within the tarantula curve limits specified in table 501-4.

710.5.6.2.3 Combined Aggregate Gradation Control Charts

- (1) Determine the complete gradation using a washed analysis for both fine and coarse aggregates. Report results for the 1 1/2", 1", 3/4", 1/2", 3/8", #4, #8, #16, #30, #50, #100, and #200 sieves.
- (2) Calculate blended aggregate gradations using the mix design batch percentages for the component aggregates. Ensure the blended aggregate gradation conforms to the percent passing by weight requirements of the combined aggregate gradation limits specified in table 501-4.
- (3) Throughout the contract, construct a 4-point running average of the percent passing by weight for each sieve to determine if the blended aggregate gradation is within the combined aggregate gradation limits specified in table 501-4.

710.5.6.3 Department Acceptance Testing

- (1) Department testing frequency is based on the quantity of each mix design placed under each individual WisDOT contract.
- (2) The department will split each sample, test for acceptance, and retain the remainder for a minimum of 10 calendar days.
- (3) The department will obtain the sample and deliver to regional testing lab in the same day. Department will report gradation test results to the contractor within 1 business day of being delivered to the lab. Department and contractor can agree to an alternative test result reporting timeframe; alternative timeframe is required to be documented in the QMP.
- (4) Additional samples may be taken at the engineer's discretion due to change in condition.

TABLE 710-3 DEPARTMENT GRADATION TESTING FREQUENCY

CONCRETE CLASSIFICATION	MINIMUM DEPARTMENT FREQUENCY
Class I: Pavement	1 test per placement day for first 5 days of placement. If all samples are passing, reduced frequency is applied.
	Reduced frequency: 1 test per calendar week of placement
Class I: Structures	1 test per 250 CY placed <ul style="list-style-type: none"> - Minimum of 1 test per substructure - Minimum of 1 test per superstructure
Class I: Cast-in-Place Barrier	1 test per 500 CY placed
Class II	No minimum testing

710.5.7 Corrective Action

Replace the entire text with the following effective with the November 2021 letting:

710.5.7.1 Optimized Aggregate Gradations

- (1) If the contractor's 4-point running average or a department test result of the volumetric percent retained exceeds the tarantula curve limits by less than or equal to 1.0 percent on a single sieve size, do the following:
 1. Notify the other party immediately.
 2. Perform corrective action documented in the QC plan or as the engineer approves.
 3. Document and provide corrective action results to the engineer as soon as they are available.
 4. Department will conduct two tests within the next business day after corrective action is complete.
 5. If blended aggregate gradations are within the tarantula curve limits by the second department test:
 - Continue with concrete production.
 - Contractor will include a break in the 4-point running average.
 - For Class I: Pavements, department will discontinue reduced frequency testing and will test at a frequency of 1 test per placement day. Once 5 consecutive samples are passing at the 1 test per placement day frequency, the reduced frequency testing will be reapplied.
 6. If blended aggregate gradations are not within the tarantula curve limits by the second department test:
 - Provide a new mix design with an increased cementitious content.
 - If the mix design already has a cementitious content of 565 or more pounds per cubic yard, provide a new mix design.
 - If the contract requires optimized aggregate gradations under 501.2.7.4.2.1(2), stop concrete production and submit a new mix design.
- (2) If the contractor's 4-point running average or a department test result of the volumetric percent retained exceeds the tarantula curve limits by more than 1.0 percent on one or more sieves, stop concrete production and submit a new mix design.
- (3) Department and contractor will sample and test aggregate of the new mix design at the frequency defined in 710.5.6.1.

710.5.7.2 Combined Aggregate Gradations

- (1) If the contractor's 4-point running average or a department test result of the percent passing by weight exceeds the combined aggregate gradation limits by less than or equal to 1.0 percent on a single sieve size, do the following:
 1. Notify the other party immediately.
 2. Perform corrective action documented in the QC plan or as the engineer approves.
 3. Document and provide corrective action results to the engineer as soon as they are available.
 4. Department will conduct two tests within the next business day after corrective action is complete.
 5. If blended aggregate gradations are within the combined aggregate gradation limits by the second department test:
 - Continue with concrete production.
 - Contractor will include a break in the 4-point running average.

- For Class I: Pavements, department will discontinue reduced frequency testing and will test at a frequency of 1 test per placement day. Once 5 consecutive samples are passing at the 1 test per placement day frequency, the reduced frequency testing will be reapplied.
- 6. If blended aggregate gradations are not within the combined aggregate gradation limits by the second department test, stop concrete production and submit a new mix design.
- (2) If the contractor's 4-point running average or a department test result of the percent passing by weight exceeds the combined aggregate gradation limits by more than 1.0 percent on one or more sieves, stop concrete production and submit a new mix design.
- (3) Department and contractor will sample and test aggregate of the new mix design at the frequency defined in 710.5.6.1.

715.3.1.1 General

Replace paragraphs three and four with the following effective with the November 2021 letting:

- (3) Cast a set of 3 additional 6"x12" cylinders and test the concrete surface resistivity according to AASHTO T358. Perform this testing at least once per lot if total contract quantities are greater than or equal to the following:

- 20,000 square yards for pavements.
- 5,000 linear feet for barriers.
- 500 cubic yards for structure concrete.

Submit the resistivity to the nearest tenth into MRS for information only. Resistivity testing is not required for the following:

- Lot with less than 3 sublots.
- Concrete items classified as ancillary.
- Concrete placed under the following bid items:
 - Concrete Pavement Approach Slab
 - Concrete Masonry Culverts
 - Concrete Masonry Retaining Walls

- (4) Test the air void system at least once per lot and enter the SAM number in MRS for information only. SAM testing is not required for the following:

- For lots with less than 3 sublots.
- High early strength (HES) concrete.
- Special high early strength (SHES) concrete.
- Concrete placed under the following bid items:
 - Concrete Pavement Approach Slab
 - Concrete Masonry Culverts
 - Concrete Masonry Retaining Walls
 - Steel Grid Floor Concrete Filled
 - Crash Cushions Permanent
 - Crash Cushions Permanent Low Maintenance
 - Crash Cushions Temporary

715.3.1.2.3 Lots by Cubic Yard

Replace the entire text with the following effective with the November 2021 letting:

- (1) Define standard lots and sublots conforming to the following:

TABLE 715-1 CLASS I - LOT AND SUBLOT SIZES

CONCRETE CLASSIFICATION	LOT SIZE	SUBLOT SIZE	NUMBER OF SUBLOTS PER LOT
Class I: Pavement	1250 cubic yards	250 cubic yards	5
Class I: Structures	250 cubic yards	50 cubic yards	5
Class I: Cast-in-Place Barrier	500 cubic yards	100 cubic yards	5

- (2) The contractor may include sublots less than or equal to 25 percent of the standard volume in the previous subplot. For partial sublots exceeding 25 percent of the standard volume, notify the engineer who will direct additional testing to represent that partial subplot.
- (3) An undersized lot is eligible for incentive payment under 715.5 if the lot has 3 or more sublots for that lot.

715.3.2 Strength Evaluation

Replace the entire text with the following effective with the November 2021 letting:

715.3.2.1 General

- (1) The department will make pay adjustments for strength on a lot-by-lot basis using the compressive strength of contractor QC cylinders or the flexural strength of contractor QC beams.
- (2) Randomly select 2 QC specimens to test at 28 days for percent within limits (PWL). Compare the strengths of the 2 randomly selected QC specimens and determine the 28-day subplot average strength as follows:
 - If the lower strength divided by the higher strength is 0.9 or more, average the 2 QC specimens.
 - If the lower strength divided by the higher strength is less than 0.9, break one additional specimen and average the 2 higher strength specimens.

715.3.2.2 Removal and Replacement**715.3.2.2.1 Pavement**

- (1) If a subplot strength is less than 2500 psi in compressive strength or 500 psi in flexural strength, the department may direct the contractor to core that subplot to determine its structural adequacy and whether to direct removal.
- (2) If the engineer directs coring, obtain three cores from the subplot in question. Have an HTCP-certified PCC technician I perform or observe core sampling according to AASHTO T24.
- (3) Have an independent consultant test cores according to AASHTO T24.
- (4) The department will assess concrete for removal and replacement based on a subplot-by-subplot analysis of core strength. Perform coring and testing, fill core holes with an engineer-approved non-shrink grout or concrete, and provide traffic control during coring.
- (5) The subplot pavement is conforming if the compressive strengths of all cores from the subplot are 2500 psi or greater.
- (6) The subplot pavement is nonconforming if the compressive strengths of any core from the subplot is less than 2500 psi. The department may direct removal and replacement or otherwise determine the final disposition of nonconforming material as specified in 106.5.

715.3.2.2.2 Structures and Cast-in-Place Barrier

- (1) The department will evaluate the subplot for possible removal and replacement if the 28-day subplot average compressive strength is lower than f'_c minus 500 psi. The value of f'_c is the design stress the plans show. The department may assess further strength price reductions or require removal and replacement only after coring the subplot.
- (2) The engineer may initially evaluate the subplot strength using a non-destructive method. Based on the results of non-destructive testing, the department may accept the subplot at the previously determined pay for the lot, or direct the contractor to core the subplot.
- (3) If the engineer directs coring, obtain three cores from the subplot in question. Have an HTCP-certified PCC technician I perform or observe core sampling according to AASHTO T24. Determine core locations, subject to the engineer's approval, that do not interfere with structural steel.
- (4) Have an independent consultant test cores according to AASHTO T24.
- (5) The department will assess concrete for removal and replacement based on a subplot-by-subplot analysis of core strength. Perform coring and testing, fill core holes with an engineer-approved non-shrink grout or concrete, and provide traffic control during coring.
- (6) If the 3-core average is greater than or equal to 85 percent of f'_c , and no individual core is less than 75 percent of f'_c , the engineer will accept the subplot at the previously determined pay for the lot. If the 3-core average is less than 85 percent of f'_c , or an individual core is less than 75 percent of f'_c , the engineer may require the contractor to remove and replace the subplot. The department may direct removal and replacement or otherwise determine the final disposition of nonconforming material as specified in 106.5.

715.3.3 Aggregate

Replace the entire text with the following effective with the November 2021 letting:

715.3.3.1 General

- (1) Except as allowed for small quantities in 710.2, test aggregate conforming to 710.5.6.

715.3.3.2 Structures

- (1) In addition to the aggregate testing required under 710.5.6, determine the fine and coarse aggregate moisture content for each sample.
- (2) Calculate target batch weights for each mix when production of that mix begins. Whenever the moisture content of the fine or coarse aggregate changes by more than 0.5 percent, adjust the batch weights to maintain the design w/cm ratio.

716.2.1 Class II Concrete

Replace paragraph two with the following effective with the May 2022 letting:

- (2) Perform random QC testing at the following frequencies:
1. Test air content, temperature, and slump a minimum of once per 100 cubic yards for each mix design and placement method.
 2. Cast one set of 2 cylinders per 200 cubic yards for each mix design and placement method. Cast a minimum of one set of 2 cylinders per contract for each mix design and placement method. Random 28-day compressive strength cylinders are not required for HES or SHES concrete.
 3. For deck overlays, perform tests and cast cylinders once per 50 cubic yards of grade E concrete placed.
 4. For concrete base, one set of tests and one set of cylinders per 250 cubic yards.

The department will allow concrete startup test results for quantities under 50 cubic yards. Cast one set of 2 cylinders if using startup testing for acceptance.

ERRATA**460.2.2.3 Aggregate Gradation Master Range**Correct errata by adding US Standard equivalent sieve sizes.

- (1) Ensure that the aggregate blend, including recycled material and mineral filler, conforms to the gradation requirements in table 460-1. The values listed are design limits; production values may exceed those limits.

TABLE 460-1 AGGREGATE GRADATION MASTER RANGE AND VMA REQUIREMENTS

SIEVE	PERCENT PASSING DESIGNATED SIEVES							
	NOMINAL SIZE							
	No. 1 (37.5 mm) (1 1/2 inch)	No. 2 (25.0 mm) (1 inch)	No. 3 (19.0 mm) (3/4 inch)	No. 4 (12.5 mm) (1/2 inch)	No. 5 (9.5 mm) (3/8 inch)	No. 6 (4.75 mm) (3/16 inch)	SMA No. 4 (12.5 mm) (1/2 inch)	SMA No. 5 (9.5 mm) (3/8 inch)
50.0-mm (2-inch)	100							
37.5-mm (1 1/2-inch)	90 - 100	100						
25.0-mm (1-inch)	90 max	90 - 100	100					
19.0-mm (3/4-inch)	—	90 max	90 - 100	100			100	
12.5-mm (1/2-inch)	—	—	90 max	90 - 100	100		90 - 97	100
9.5-mm (3/8-inch)	—	—	—	90 max	90 - 100	100	58 - 80	90 - 100
4.75-mm (No. 4)	—	—	—	—	90 max	90 - 100	25 - 35	35 - 45
2.36-mm (No. 8)	15 - 41	19 - 45	23 - 49	28 - 58	32 - 67	90 max	15 - 25	18 - 28
1.18-mm (No. 16)	—	—	—	—	—	30 - 55	—	—
0.60-mm (No. 30)	—	—	—	—	—	—	18 max	18 max
0.075-mm (No. 200)	0 - 6.0	1.0 - 7.0	2.0 - 8.0	2.0 - 10.0	2.0 - 10.0	6.0 - 13.0	8.0 - 11.0	8.0 - 12.0
% VMA	11.0 min	12.0 min	13.0 min	14.0 min ^[1]	15.0 min ^[2]	16.0 - 17.5	16.0 min	17.0 min

^[1] 14.5 for LT and MT mixes.

^[2] 15.5 for LT and MT mixes.

715.5.1 GeneralCorrect the bid item number for Incentive Compressive Strength Concrete Pavement.

- (1) The department will pay incentive for compressive strength under the following bid items:

<u>ITEM NUMBER</u>	<u>DESCRIPTION</u>	<u>UNIT</u>
715.0502	Incentive Strength Concrete Structures	DOL
715.0603	Incentive Strength Concrete Barrier	DOL
715.0715	Incentive Flexural Strength Concrete Pavement	DOL
715.0720	Incentive Compressive Strength Concrete Pavement	DOL



Wisconsin Department of Transportation

May 4, 2022

**Division of Transportation Systems
Development**

Bureau of Project Development
4822 Madison Yards Way, 4th Floor South
Madison, WI 53705

Telephone: (608) 266-1631

Facsimile (FAX): (608) 266-8459

NOTICE TO ALL CONTRACTORS:

Federal Wage Rate Addendum #01

Letting of May 10, 2022

Attached is a copy of the revised WI 10 Highway Davis Bacon Prevailing Wage Rates that are included in proposals 01 – 09, 11 – 15, 17 – 28, 32 – 36, and 38 – 46; and WI 15 Heavy Davis Bacon Prevailing Wage Rates that are included in proposal 05. These wage rates are effective for all proposals they are included in in the May 10, 2022 letting. The updated wage rates are dated April 29, 2022 and are effective on or after May 9, 2022.

The responsibility for notifying potential subcontractors and suppliers of these changes remains with the prime contractors.

Sincerely,

Mike Coleman

Proposal Development Specialist
Proposal Management Section

Superseded General Decision Number: WI20210010

State: Wisconsin

Construction Type: Highway

Counties: Wisconsin Statewide.

HIGHWAY, AIRPORT RUNWAY & TAXIWAY CONSTRUCTION PROJECTS (does not include bridges over navigable waters; tunnels; buildings in highway rest areas; and railroad construction)

Note: Contracts subject to the Davis-Bacon Act are generally required to pay at least the applicable minimum wage rate required under Executive Order 14026 or Executive Order 13658. Please note that these Executive Orders apply to covered contracts entered into by the federal government that are subject to the Davis-Bacon Act itself, but do not apply to contracts subject only to the Davis-Bacon Related Acts, including those set forth at 29 CFR 5.1(a)(2)-(60).

If the contract is entered into on or after January 30, 2022, or the contract is renewed or extended (e.g., an option is exercised) on or after January 30, 2022:	<ul style="list-style-type: none">. Executive Order 14026 generally applies to the contract.. The contractor must pay all covered workers at least \$15.00 per hour (or the applicable wage rate listed on this wage determination, if it is higher) for all hours spent performing on the contract in 2022.
If the contract was awarded on or between January 1, 2015 and January 29, 2022, and the contract is not renewed or extended on or after January 30, 2022:	<ul style="list-style-type: none">. Executive Order 13658 generally applies to the contract.. The contractor must pay all covered workers at least \$11.25 per hour (or the applicable wage rate listed on this wage determination, if it is higher) for all hours spent performing on that contract in 2022.

The applicable Executive Order minimum wage rate will be adjusted annually. If this contract is covered by one of the Executive Orders and a classification considered necessary for performance of work on the contract does not appear on this wage determination, the contractor must still submit a conformance request.

Additional information on contractor requirements and worker protections under the Executive Orders is available at <https://www.dol.gov/agencies/whd/government-contracts>.

1	01/21/2022
2	02/04/2022
3	02/25/2022
4	03/11/2022
5	03/18/2022
6	04/29/2022

BRWI0001-002 06/01/2021

CRAWFORD, JACKSON, JUNEAU, LA CROSSE, MONROE, TREMPLEAU, AND
VERNON COUNTIES

	Rates	Fringes
BRICKLAYER.....	\$ 36.81	25.17

BRWI0002-002 06/01/2021		

ASHLAND, BAYFIELD, DOUGLAS, AND IRON COUNTIES

	Rates	Fringes
BRICKLAYER.....	\$ 44.35	23.89

BRWI0002-005 06/01/2021		

ADAMS, ASHLAND, BARRON, BROWN, BURNETT, CALUMET, CHIPPEWA,
CLARK, COLUMBIA, DODGE, DOOR, DUNN, FLORENCE, FOND DU LAC,
FOREST, GREEN LAKE, IRON, JEFFERSON, KEWAUNEE, LANGLADE,
LINCOLN, MANITOWOC, MARATHON, MARINETTE, MARQUETTE, MENOMINEE,
OCONTO, ONEIDA, OUTAGAMIE, POLK, PORTAGE, RUSK, ST CROIX, SAUK,
SHAWANO, SHEBOYGAN, TAYLOR, VILAS, WALWORTH, WAUPACA, WAUSHARA,
WINNEBAGO, AND WOOD COUNTIES

	Rates	Fringes
CEMENT MASON/CONCRETE FINISHER...	\$ 37.73	24.15

BRWI0003-002 06/01/2021		

BROWN, DOOR, FLORENCE, KEWAUNEE, MARINETTE, AND OCONTO COUNTIES

	Rates	Fringes
BRICKLAYER.....	\$ 37.03	24.95

BRWI0004-002 06/01/2021		

KENOSHA, RACINE, AND WALWORTH COUNTIES

	Rates	Fringes
BRICKLAYER.....	\$ 41.30	26.03

BRWI0006-002 06/01/2021		

ADAMS, CLARK, FOREST, LANGLADE, LINCOLN, MARATHON, MENOMINEE,
ONEIDA, PORTAGE, PRICE, TAYLOR, VILAS AND WOOD COUNTIES

	Rates	Fringes
BRICKLAYER.....	\$ 37.78	24.20

BRWI0007-002 06/01/2021

GREEN, LAFAYETTE, AND ROCK COUNTIES

	Rates	Fringes
BRICKLAYER.....	\$ 38.38	25.31

BRWI0008-002 06/01/2021

MILWAUKEE, OZAUKEE, WASHINGTON, AND WAUKESHA COUNTIES

	Rates	Fringes
BRICKLAYER.....	\$ 42.38	24.64

BRWI0011-002 06/01/2021

CALUMET, FOND DU LAC, MANITOWOC, AND SHEBOYGAN COUNTIES

	Rates	Fringes
BRICKLAYER.....	\$ 37.03	24.95

BRWI0019-002 06/01/2021

BARRON, BUFFALO, BURNETT, CHIPPEWA, DUNN, EAU CLAIRE, PEPIN,
PIERCE, POLK, RUSK, ST. CROIX, SAWYER AND WASHBURN COUNTIES

	Rates	Fringes
BRICKLAYER.....	\$ 36.31	25.67

BRWI0034-002 06/01/2021

COLUMBIA AND SAUK COUNTIES

	Rates	Fringes
BRICKLAYER.....	\$ 38.53	25.16

CARP0087-001 05/01/2016

BURNETT (W. of Hwy 48), PIERCE (W. of Hwy 29), POLK (W. of Hwys
35, 48 & 65), AND ST. CROIX (W. of Hwy 65) COUNTIES

	Rates	Fringes
Carpenter & Piledrivermen.....	\$ 36.85	18.39

CARP0252-002 06/01/2016

ADAMS, BARRON, BAYFIELD (Eastern 2/3), BROWN, BUFFALO,
BURNETT (E. of Hwy 48), CALUMET, CHIPPEWA, CLARK, COLUMBIA,
CRAWFORD, DANE, DODGE, DOOR, DUNN, EAU CLAIRE, FLORENCE (except
area bordering Michigan State Line), FOND DU LAC, FOREST,
GRANT, GREEN, GREEN LAKE, IOWA, IRON, JACKSON, JEFFERSON,
JUNEAU, KEWAUNEE, LA CROSSE, LAFAYETTE, LANGLADE, LINCOLN,
MANITOWOC, MARATHON, MARINETTE (except N.E. corner), MARQUETTE,
MENOMINEE, MONROE, OCONTO, ONEIDA, OUTAGAMIE, PEPIN, PIERCE (E.
of Hwys 29 & 65), POLK (E. of Hwys 35, 48 & 65), PORTAGE,
PRICE, RICHLAND, ROCK, RUSK, SAUK, SAWYER, SHAWANO, SHEBOYGAN,

ST CROIX (E. of Hwy 65), TAYLOR, TREMPLEAU, VERNON, VILAS,
WALWORTH, WASHBURN, WAUPACA, WAUSHARA, WINNEBAGO, AND WOOD
COUNTIES

	Rates	Fringes
CARPENTER		
CARPENTER.....	\$ 33.56	18.00
MILLWRIGHT.....	\$ 35.08	18.35
PILEDRIIVER.....	\$ 34.12	18.00

CARP0252-010 06/01/2016

ASHLAND COUNTY

	Rates	Fringes
Carpenters		
Carpenter.....	\$ 33.56	18.00
Millwright.....	\$ 35.08	18.35
Pile Driver.....	\$ 34.12	18.00

CARP0264-003 06/01/2016

KENOSHA, MILWAUKEE, OZAUKEE, RACINE, WAUKESHA, AND WASHINGTON
COUNTIES

	Rates	Fringes
CARPENTER.....	\$ 35.78	22.11

CARP0361-004 05/01/2018

BAYFIELD (West of Hwy 63) AND DOUGLAS COUNTIES

	Rates	Fringes
CARPENTER.....	\$ 36.15	20.43

CARP2337-001 06/01/2016

ZONE A: MILWAUKEE, OZAUKEE, WAUKESHA AND WASHINGTON

ZONE B: KENOSHA & RACINE

	Rates	Fringes
PILEDRIVERMAN		
Zone A.....	\$ 31.03	22.69
Zone B.....	\$ 31.03	22.69

ELEC0014-002 12/26/2021

ASHLAND, BARRON, BAYFIELD, BUFFALO, BURNETT, CHIPPEWA, CLARK
(except Maryville, Colby, Unity, Sherman, Fremont, Lynn &
Sherwood), CRAWFORD, DUNN, EAU CLAIRE, GRANT, IRON, JACKSON, LA
CROSSE, MONROE, PEPIN, PIERCE, POLK, PRICE, RICHLAND, RUSK, ST
CROIX, SAWYER, TAYLOR, TREMPLEAU, VERNON, AND WASHBURN
COUNTIES

	Rates	Fringes
--	-------	---------

Electricians:.....\$ 37.83 21.89

ELEC0014-007 05/30/2021

REMAINING COUNTIES

Rates Fringes

Teledata System Installer
Installer/Technician.....\$ 28.50 15.92

Low voltage construction, installation, maintenance and removal of teledata facilities (voice, data, and video) including outside plant, telephone and data inside wire, interconnect, terminal equipment, central offices, PABX, fiber optic cable and equipment, micro waves, V-SAT, bypass, CATV, WAN (wide area networks), LAN (local area networks), and ISDN (integrated systems digital network).

ELEC0127-002 06/01/2021

KENOSHA COUNTY

Rates Fringes

Electricians:.....\$ 43.16 30%+12.70

ELEC0158-002 05/30/2021

BROWN, DOOR, KEWAUNEE, MANITOWOC (except Schleswig), MARINETTE (Wausaukee and area South thereof), OCONTO, MENOMINEE (East of a line 6 miles West of the West boundary of Oconto County), SHAWANO (Except Area North of Townships of Aniwa and Hutchins) COUNTIES

Rates Fringes

ELECTRICIAN.....\$ 36.14 29.75%+10.26

ELEC0159-003 05/30/2021

COLUMBIA, DANE, DODGE (Area West of Hwy 26, except Chester and Emmet Townships), GREEN, LAKE (except Townships of Berlin, Seneca, and St. Marie), IOWA, MARQUETTE (except Townships of Neshkoka, Crystal Lake, Newton, and Springfield), and SAUK COUNTIES

Rates Fringes

ELECTRICIAN.....\$ 43.38 23.13

ELEC0219-004 06/01/2019

FLORENCE COUNTY (Townships of Aurora, Commonwealth, Fern, Florence and Homestead) AND MARINETTE COUNTY (Township of Niagara)

Rates Fringes

Electricians:

Electrical contracts over		
\$180,000.....	\$ 33.94	21.80
Electrical contracts under		
\$180,000.....	\$ 31.75	21.73

ELEC0242-005 05/30/2021

DOUGLAS COUNTY

	Rates	Fringes
Electricians:.....	\$ 41.37	69.25%

ELEC0388-002 05/30/2021

ADAMS, CLARK (Colby, Freemont, Lynn, Mayville, Sherman, Sherwood, Unity), FOREST, JUNEAU, LANGLADE, LINCOLN, MARATHON, MARINETTE (Beecher, Dunbar, Goodman & Pembine), MENOMINEE (Area West of a line 6 miles West of the West boundary of Oconto County), ONEIDA, PORTAGE, SHAWANO (Aniwa and Hutchins), VILAS AND WOOD COUNTIES

	Rates	Fringes
Electricians:.....	\$ 36.22	26%+11.24

ELEC0430-002 06/01/2021

RACINE COUNTY (Except Burlington Township)

	Rates	Fringes
Electricians:.....	\$ 43.45	24.89

ELEC0494-005 06/01/2021

MILWAUKEE, OZAUKEE, WASHINGTON, AND WAUKESHA COUNTIES

	Rates	Fringes
Electricians:.....	\$ 44.39	25.67

ELEC0494-006 06/01/2021

CALUMET (Township of New Holstein), DODGE (East of Hwy 26 including Chester Township), FOND DU LAC, MANITOWOC (Schleswig), and SHEBOYGAN COUNTIES

	Rates	Fringes
Electricians:.....	\$ 37.91	22.74

ELEC0494-013 06/01/2021

DODGE (East of Hwy 26 including Chester Twp, excluding Emmet Twp), FOND DU LAC (Except Waupun), MILWAUKEE, OZAUKEE, MANITOWOC (Schleswig), WASHINGTON, AND WAUKESHA COUNTIES

	Rates	Fringes
Sound & Communications		
Installer.....	\$ 22.39	18.80

Technician.....\$ 32.49 20.26

Installation, testing, maintenance, operation and servicing of all sound, intercom, telephone interconnect, closed circuit TV systems, radio systems, background music systems, language laboratories, electronic carillon, antenna distribution systems, clock and program systems and low-voltage systems such as visual nurse call, audio/visual nurse call systems, doctors entrance register systems. Includes all wire and cable carrying audio, visual, data, light and radio frequency signals. Includes the installation of conduit, wiremold, or raceways in existing structures that have been occupied for six months or more where required for the protection of the wire or cable, but does not mean a complete conduit or raceway system. work covered does not include the installation of conduit, wiremold or any raceways in any new construction, or the installation of power supply outlets by means of which external electric power is supplied to any of the foregoing equipment or products

ELEC0577-003 06/01/2021

CALUMET (except Township of New Holstein), GREEN LAKE (N. part including Townships of Berlin, St Marie, and Seneca), MARQUETTE (N. part including Townships of Crystal Lake, Neshkoro, Newton, and Springfield), OUTAGAMIE, WAUPACA, WAUSHARA, AND WINNEBAGO COUNTIES

	Rates	Fringes
Electricians:.....	\$ 35.66	29.50%+10.00

ELEC0890-003 06/01/2021

DODGE (Emmet Township only), GREEN, JEFFERSON, LAFAYETTE, RACINE (Burlington Township), ROCK AND WALWORTH COUNTIES

	Rates	Fringes
Electricians:.....	\$ 39.00	25.95%+11.17

ELEC0953-001 06/02/2019

	Rates	Fringes
Line Construction:		
(1) Lineman.....	\$ 47.53	21.43
(2) Heavy Equipment Operator.....	\$ 42.78	19.80
(3) Equipment Operator.....	\$ 38.02	18.40
(4) Heavy Groundman Driver..	\$ 33.27	16.88
(5) Light Groundman Driver..	\$ 30.89	16.11
(6) Groundsman.....	\$ 26.14	14.60

ENGI0139-005 06/07/2021

	Rates	Fringes
Power Equipment Operator		
Group 1.....	\$ 42.62	24.75
Group 2.....	\$ 42.62	24.75

Group 3.....	\$ 41.62	24.75
Group 4.....	\$ 41.36	24.75
Group 5.....	\$ 41.07	24.75
Group 6.....	\$ 35.17	24.75

HAZARDOUS WASTE PREMIUMS:

EPA Level "A" protection - \$3.00 per hour
EPA Level "B" protection - \$2.00 per hour
EPA Level "C" protection - \$1.00 per hour

POWER EQUIPMENT OPERATORS CLASSIFICATIONS

GROUP 1: Cranes, tower cranes, and derricks with or without attachments with a lifting capacity of over 100 tons; or cranes, tower cranes, and derricks with boom, leads and/or jib lengths measuring 176 feet or longer.

GROUP 2: Cranes, tower cranes and derricks with or without attachments with a lifting capacity of 100 tons or less; or cranes, tower cranes, and derricks with boom, leads, and/or jibs lengths measuring 175 feet or under and Backhoes (excavators) weighing 130,000 lbs and over; caisson rigs; pile driver; dredge operator; dredge engineer; Boat Pilot.

GROUP 3: Mechanic or welder - Heavy duty equipment; cranes with a lifting capacity of 25 tons or under; concrete breaker (manual or remote); vibratory/sonic concrete breaker; concrete laser screed; concrete slipform paver; concrete batch plant operator; concrete pvt. spreader - heavy duty (rubber tired); concrete spreader & distributor; automatic subgrader (concrete); concrete grinder & planing machine; concrete slipform curb & gutter machine; slipform concrete placer; tube finisher; hydro blaster (10,000 psi & over); bridge paver; concrete conveyor system; concrete pump; Rotec type Conveyor; stabilizing mixer (self-propelled); shoulder widener; asphalt plant engineer; bituminous paver; bump cutter & grooving machine; milling machine; screed (bituminous paver); asphalt heater, planer & scarifier; Backhoes (excavators) weighing under 130,000 lbs; grader or motor patrol; tractor (scraper, dozer, pusher, loader); scraper - rubber tired (single or twin engine); endloader; hydraulic backhoe (tractor type); trenching machine; skid rigs; tractor, side boom (heavy); drilling or boring machine (mechanical heavy); roller over 5 tons; percussion or rotary drilling machine; air track; blaster; loading machine (conveyor); tugger; boatmen; winches & A-frames; post driver; material hoist.

GROUP 4: Greaser, roller steel (5 tons or less); roller (pneumatic tired) - self propelled; tractor (mounted or towed compactors & light equipment); shouldering machine; self-propelled chip spreader; concrete spreader; finishing machine; mechanical float; curing machine; power subgrader; joint sawer (multiple blade) belting machine; burlap machine; texturing machine; tractor endloader (rubber tired) - light; jeep digger; forklift; mulcher; launch operator; fireman, environmental burner

GROUP 5: Air compressor; power pack; vibrator hammer and extractor; heavy equipment, leadman; tank car heaters; stump chipper; curb machine operator; Concrete proportioning plants; generators; mudjack operator; rock breaker; crusher or screening plant; screed (milling machine); automatic belt conveyor and surge bin; pug mill operator; Oiler, pump (over 3 inches); Drilling Machine

Tender, day light machine

GROUP 6: Off-road material hauler with or without ejector.

IRON0008-002 06/01/2021

BROWN, CALUMET, DOOR, FOND DU LAC, KEWAUNEE, MANITOWOC,
MARINETTE, OCONTO, OUTAGAMI, SHAWANO, SHEBOYGAN, AND WINNEBAGO
COUNTIES:

	Rates	Fringes
IRONWORKER.....	\$ 38.77	28.15

Paid Holidays: New Year's Day, Memorial Day, July 4th, Labor
Day, Thanksgiving Day & Christmas Day.

IRON0008-003 06/01/2021

KENOSHA, MILWAUKEE, OZAUCKEE, RACINE, WALWORTH (N.E. 2/3),
WASHINGTON, AND WAUKESHA COUNTIES

	Rates	Fringes
IRONWORKER.....	\$ 40.57	28.40

Paid Holidays: New Year's Day, Memorial Day, July 4th, Labor
Day, Thanksgiving Day & Christmas Day.

IRON0383-001 06/06/2021

ADAMS, COLUMBIA, CRAWFORD, DANE, DODGE, FLORENCE, FOREST,
GRANT, GREENE, (Excluding S.E. tip), GREEN LAKE, IOWA,
JEFFERSON, JUNEAU, LA CROSSE, LAFAYETTE, LANGLADE, MARATHON,
MARQUETTE, MENOMINEE, MONROE, PORTAGE, RICHLAND, ROCK (Northern
area, vicinity of Edgerton and Milton), SAUK, VERNON, WAUPACA,
WAUSHARA, AND WOOD COUNTIES

	Rates	Fringes
IRONWORKER.....	\$ 37.75	27.06

IRON0498-005 06/01/2021

GREEN (S.E. 1/3), ROCK (South of Edgerton and Milton), and
WALWORTH (S.W. 1/3) COUNTIES:

	Rates	Fringes
IRONWORKER.....	\$ 41.37	44.41

IRON0512-008 06/03/2019

BARRON, BUFFALO, CHIPPEWA, CLARK, DUNN, EAU CLAIRE, JACKSON,
PEPIN, PIERCE, POLK, RUSK, ST CROIX, TAYLOR, AND TREMPLEAU
COUNTIES

	Rates	Fringes
IRONWORKER.....	\$ 37.60	29.40

IRON0512-021 05/03/2021		

ASHLAND, BAYFIELD, BURNETT, DOUGLAS, IRON, LINCOLN, ONEIDA,
PRICE, SAWYER, VILAS AND WASHBURN COUNTIES

	Rates	Fringes
IRONWORKER.....	\$ 35.09	31.80

LAB00113-002 06/01/2021		

MILWAUKEE AND WAUKESHA COUNTIES

	Rates	Fringes
LABORER		
Group 1.....	\$ 31.40	22.26
Group 2.....	\$ 31.55	22.26
Group 3.....	\$ 31.75	22.26
Group 4.....	\$ 31.90	22.26
Group 5.....	\$ 32.05	22.26
Group 6.....	\$ 27.89	22.26

LABORERS CLASSIFICATIONS

GROUP 1: General Laborer; Tree Trimmer; Conduit Layer;
Demolition and Wrecking Laborer; Guard Rail, Fence, and
Bridge Builder; Landscaper; Multiplate Culvert Assembler;
Stone Handler; Bituminous Worker (Shoveler, Loader, and
Utility Man); Batch Truck Dumper or Cement Handler;
Bituminous Worker (Dumper, Ironer, Smoother, and Tamper);
Concrete Handler

GROUP 2: Air Tool Operator; Joint Sawyer and Filler
(Pavement); Vibrator or Tamper Operator (Mechanical Hand
Operated); Chain Saw Operator; Demolition Burning Torch
Laborer

GROUP 3: Bituminous Worker (Raker and Luteman); Formsetter
(Curb, Sidewalk, and Pavement); Strike Off Man

GROUP 4: Line and Grade Specialist

GROUP 5: Blaster and Powderman

GROUP 6: Flagperson; traffic control person

LAB00113-003 06/01/2021		

OZAUKEE AND WASHINGTON COUNTIES

	Rates	Fringes
LABORER		
Group 1.....	\$ 30.65	22.26
Group 2.....	\$ 30.75	22.26
Group 3.....	\$ 30.80	22.26
Group 4.....	\$ 31.00	22.26
Group 5.....	\$ 30.85	22.26

Group 6.....\$ 27.74 22.26

LABORERS CLASSIFICATIONS

GROUP 1: General Laborer; Tree Trimmer; Conduit Layer; Demolition and Wrecking Laborer; Guard Rail, Fence, and Bridge Builder; Landscaper; Multiplate Culvert Assembler; Stone Handler; Bituminous Worker (Shoveler, Loader, and Utility Man); Batch Truck Dumper or Cement Handler; Bituminous Worker (Dumper, Ironer, Smoother, and Tamper); Concrete Handler

GROUP 2: Air Tool Operator; Joint Sawyer and Filler (Pavement); Vibrator or Tamper Operator (Mechanical Hand Operated);

GROUP 3: Bituminous Worker (Raker and Luteman); Formsetter (Curb, Sidewalk, and Pavement); Strike Off Man

GROUP 4: Line and Grade Specialist

GROUP 5: Blaster; powderman

GROUP 6: Flagperson and Traffic Control Person

LAB00113-011 06/01/2021

KENOSHA AND RACINE COUNTIES

	Rates	Fringes
LABORER		
Group 1.....	\$ 30.46	22.26
Group 2.....	\$ 30.61	22.26
Group 3.....	\$ 30.81	22.26
Group 4.....	\$ 30.78	22.26
Group 5.....	\$ 31.11	22.26
Group 6.....	\$ 27.60	22.26

LABORERS CLASSIFICATIONS:

GROUP 1: General laborer; Tree Trimmer; Conduit Layer; Demolition and Wrecking Laborer; Guard Rail, Fence, and Bridge Builder; Landscaper; Multiplate Culvert Assembler; Stone Handler; Bituminous Worker (Shoveler, Loader, and Utility Man); Batch Truck Dumper or Cement Handler; Bituminous worker (Dumper, Ironer, Smoother, and Tamper); Concrete Handler

GROUP 2: Air Tool Operator; Joint Sawyer and Filler (Pavement); Vibrator or Tamper Operator (Mechanical Hand Operated); Chain Saw Operator; Demolition Burning Torch Laborer

GROUP 3: Bituminous Worker (Raker and Luteman); Formsetter (Curb, Sidewalk, and Pavement); Strike Off Man

GROUP 4: Line and Grade Specialist

GROUP 5: Blaster and Powderman

GROUP 6: Flagman; traffic control person

ADAMS, ASHLAND, BARRON, BAYFIELD, BROWN, BUFFALO, BURNETT,
 CALUMET, CHIPPEWA, CLARK, COLUMBIA, CRAWFORD, DODGE, DOOR,
 DOUGLAS, DUNN, EAU CLAIRE, FLORENCE, FOND DU LAC, FOREST,
 GRANT, GREEN, GREEN LAKE, IRON, JACKSON, JUNEAU, IOWA,
 JEFFERSON, KEWAUNEE, LA CROSSE, LAFAYETTE, LANGLADE, LINCOLN,
 MANITOWOC, MARATHON, MARINETTE, MARQUETTE, MENOMINEE, MONROE,
 OCONTO, ONEIDA, OUTAGAMIE, PEPIN, PIERCE, POLK, PORTAGE, PRICE,
 RICHLAND, ROCK, RUSK, SAUK, SAWYER, SHAWANO, SHEBOYGAN, ST.
 CROIX, TAYLOR, TREMPLEAU, VERNON, VILLAS, WALWORTH, WASHBURN,
 WAUPACA, WAUSHARA, WINNEBAGO, AND WOOD COUNTIES

	Rates	Fringes
LABORER		
Group 1.....	\$ 33.72	17.95
Group 2.....	\$ 33.82	17.95
Group 3.....	\$ 33.87	17.95
Group 4.....	\$ 34.07	17.95
Group 5.....	\$ 33.92	17.95
Group 6.....	\$ 30.35	17.95

LABORER CLASSIFICATIONS

GROUP 1: General Laborer; Tree Trimmer; Conduit Layer;
 Demolition and Wrecking Laborer; Guard Rail, Fence, and
 Bridge Builder; Landscaper; Multiplate Culvert Assembler;
 Stone Handler; Bituminous Worker (Shoveler, Loader, and
 Utility Man); Batch Truck Dumper or Cement Handler;
 Bituminous Worker (Dumper, Ironer, Smoother and Tamper);
 Concrete Handler

GROUP 2: Air Tool Operator; Joint Sawyer and Filler
 (Pavement); Vibrator or Tamper Operator (Mechanical Hand
 Operated); Chain Saw Operator, Demolition Burning Torch
 Laborer

GROUP 3: Bituminous Worker (Raker and Luteman); Formsetter
 (Curb, Sidewalk and Pavement); Strike Off Man

GROUP 4: Line and Grade Specialist

GROUP 5: Blaster; powderman

GROUP 6: Flagperson; Traffic Control

DANE COUNTY

	Rates	Fringes
LABORER		
Group 1.....	\$ 34.00	17.95
Group 2.....	\$ 34.10	17.95
Group 3.....	\$ 34.15	17.95
Group 4.....	\$ 34.35	17.95
Group 5.....	\$ 34.20	17.95
Group 6.....	\$ 30.35	17.95

LABORERS CLASSIFICATIONS:

GROUP 1: General Laborer; Tree Trimmer; Conduit Layer; Demolition and Wrecking Laborer; Guard Rail, Fence, and Bridge Builder; Landscaper; Multiplate Culvert Assembler; Stone Handler; Bituminous Worker (Shoveler, Loader, and Utility Man); Batch Truck Dumper or Cement Handler; Bituminous Worker (Dumper, Ironer, Smoother, and Tamper); Concrete Handler

GROUP 2: Air Tool Operator; Joint Sawyer and Filler (Pavement); Vibrator or Tamper Operator (Mechanical Hand Operated); Chain Saw Operator; Demolition Burning Torch Laborer

GROUP 3: Bituminous Worker (Raker and Luteman); Formsetter (Curb, Sidewalk, and Pavement); Strike Off Man

GROUP 4: Line and Grade Specialist

GROUP 5: Blaster; Powderman

GROUP 6: Flagperson and Traffic Control Person

PAIN0106-008 05/01/2017

ASHLAND, BAYFIELD, BURNETT, AND DOUGLAS COUNTIES

	Rates	Fringes
Painters:		
New:		
Brush, Roller.....	\$ 30.33	17.27
Spray, Sandblast, Steel....	\$ 30.93	17.27
Repaint:		
Brush, Roller.....	\$ 28.83	17.27
Spray, Sandblast, Steel....	\$ 29.43	17.27

PAIN0108-002 06/01/2021

RACINE COUNTY

	Rates	Fringes
Painters:		
Brush, Roller.....	\$ 36.08	20.36
Spray & Sandblast.....	\$ 37.52	23.27

PAIN0259-002 05/01/2008

BARRON, CHIPPEWA, DUNN, EAU CLAIRE, PEPIN, PIERCE, POLK, RUSK, SAWYER, ST. CROIX, AND WASHBURN COUNTIES

	Rates	Fringes
PAINTER.....	\$ 24.11	12.15

PAIN0259-004 05/01/2015

BUFFALO, CRAWFORD, JACKSON, LA CROSSE, MONROE, TREMPLEAU, AND VERNON COUNTIES

	Rates	Fringes
--	-------	---------

PAINTER.....	\$ 22.03	12.45
--------------	----------	-------

PAIN0781-002 06/01/2021

JEFFERSON, MILWAUKEE, OZAUKEE, WASHINGTON, AND WAUKESHA COUNTIES

Rates	Fringes
-------	---------

Painters:

Bridge.....	\$ 36.70	24.50
Brush.....	\$ 35.95	24.50
Spray & Sandblast.....	\$ 36.70	24.50

PAIN0802-002 06/01/2021

COLUMBIA, DANE, DODGE, GRANT, GREEN, IOWA, LAFAYETTE, RICHLAND,
ROCK, AND SAUK COUNTIES

Rates	Fringes
-------	---------

PAINTER

Brush.....	\$ 29.98	18.78
------------	----------	-------

PREMIUM PAY:

Structural Steel, Spray, Bridges = \$1.00 additional per
hour.

PAIN0802-003 06/01/2021

ADAMS, BROWN, CALUMET, CLARK, DOOR, FOND DU LAC, FOREST, GREEN
LAKE, IRON, JUNEAU, KEWAUNEE, LANGLADE, LINCOLN, MANITOWOC,
MARATHON, MARINETTE, MARQUETTE, MENOMINEE, OCONTO, ONEIDA,
OUTAGAMIE, PORTAGE, PRICE, SHAWANO, SHEBOYGAN, TAYLOR, VILAS,
WAUSHARA, WAUPACA, WINNEBAGO, AND WOOD COUNTIES

Rates	Fringes
-------	---------

PAINTER.....	\$ 29.98	18.78
--------------	----------	-------

PAIN0934-001 06/01/2021

KENOSHA AND WALWORTH COUNTIES

Rates	Fringes
-------	---------

Painters:

Brush.....	\$ 36.52	23.27
Spray.....	\$ 37.52	23.27
Structural Steel.....	\$ 36.67	23.27

PAIN1011-002 06/06/2021

FLORENCE COUNTY

Rates	Fringes
-------	---------

Painters:.....	\$ 26.71	14.38
----------------	----------	-------

* PLAS0599-010 06/01/2021

Rates	Fringes
-------	---------

CEMENT MASON/CONCRETE FINISHER

Area 1.....	\$ 42.06	20.87
Area 2 (BAC).....	\$ 37.73	23.80
Area 3.....	\$ 38.74	22.46
Area 4.....	\$ 38.59	22.66
Area 5.....	\$ 38.16	22.98
Area 6.....	\$ 34.94	26.36

AREA DESCRIPTIONS

AREA 1: BAYFIELD, DOUGLAS, PRICE, SAWYER, AND WASHBURN COUNTIES

AREA 2: ADAMS, ASHLAND, BARRON, BROWN, BURNETT, CALUMET, CHIPPEWA, CLARK, COLUMBIA, DODGE, DOOR, DUNN, FLORENCE, FOND DU LAC, FOREST, GREEN LAKE, IRON, JEFFERSON, KEWAUNEE, LANGLADE, LINCOLN, MANITOWOC, MARATHON, MARINETTE, MARQUETTE, MENOMINEE, OCONTO, ONEIDA, OUTAGAMIE, POLK, PORTAGE, RUSK, ST CROIX, SAUK, SHAWANO, SHEBOYGAN, TAYLOR, VILAS, WALWORTH, WAUPACA, WAUSHARA, WINNEBAGO, AND WOOD COUNTIES

AREA 3: BUFFALO, CRAWFORD, EAU CLAIRE, JACKSON, JUNEAU, LA CROSSE MONROE, PEPIN, PIERCE, RICHLAND, TREMPLEAU, AND VERNON COUNTIES

AREA 4: MILWAUKEE, OZAUKEE, WASHINGTON, AND WAUKESHA COUNTIES

AREA 5: DANE, GRANT, GREEN, IOWA, LAFAYETTE, AND ROCK COUNTIES

AREA 6: KENOSHA AND RACINE COUNTIES

TEAM0039-001 06/01/2021

	Rates	Fringes
TRUCK DRIVER		
1 & 2 Axles.....	\$ 32.57	23.81
3 or more Axles; Euclids, Dumpton & Articulated, Truck Mechanic.....	\$ 32.72	23.81

WELL DRILLER.....	\$ 16.52	3.70

WELDERS - Receive rate prescribed for craft performing operation to which welding is incidental.

=====

Note: Executive Order (EO) 13706, Establishing Paid Sick Leave for Federal Contractors applies to all contracts subject to the Davis-Bacon Act for which the contract is awarded (and any solicitation was issued) on or after January 1, 2017. If this contract is covered by the EO, the contractor must provide employees with 1 hour of paid sick leave for every 30 hours they work, up to 56 hours of paid sick leave each year. Employees must be permitted to use paid sick leave for their own illness, injury or other health-related needs, including preventive care; to assist a family member (or person who is like family to the employee) who is ill, injured, or has other health-related needs, including preventive care; or for reasons

resulting from, or to assist a family member (or person who is like family to the employee) who is a victim of, domestic violence, sexual assault, or stalking. Additional information on contractor requirements and worker protections under the EO is available at <https://www.dol.gov/agencies/whd/government-contracts>.

Unlisted classifications needed for work not included within the scope of the classifications listed may be added after award only as provided in the labor standards contract clauses (29CFR 5.5 (a) (1) (ii)).

The body of each wage determination lists the classification and wage rates that have been found to be prevailing for the cited type(s) of construction in the area covered by the wage determination. The classifications are listed in alphabetical order of ""identifiers"" that indicate whether the particular rate is a union rate (current union negotiated rate for local), a survey rate (weighted average rate) or a union average rate (weighted union average rate).

Union Rate Identifiers

A four letter classification abbreviation identifier enclosed in dotted lines beginning with characters other than ""SU"" or ""UAVG"" denotes that the union classification and rate were prevailing for that classification in the survey. Example: PLUM0198-005 07/01/2014. PLUM is an abbreviation identifier of the union which prevailed in the survey for this classification, which in this example would be Plumbers. 0198 indicates the local union number or district council number where applicable, i.e., Plumbers Local 0198. The next number, 005 in the example, is an internal number used in processing the wage determination. 07/01/2014 is the effective date of the most current negotiated rate, which in this example is July 1, 2014.

Union prevailing wage rates are updated to reflect all rate changes in the collective bargaining agreement (CBA) governing this classification and rate.

Survey Rate Identifiers

Classifications listed under the ""SU"" identifier indicate that no one rate prevailed for this classification in the survey and the published rate is derived by computing a weighted average rate based on all the rates reported in the survey for that classification. As this weighted average rate includes all rates reported in the survey, it may include both union and non-union rates. Example: SULA2012-007 5/13/2014. SU indicates the rates are survey rates based on a weighted average calculation of rates and are not majority rates. LA indicates the State of Louisiana. 2012 is the year of survey on which these classifications and rates are based. The next number, 007 in the example, is an internal number used in producing the wage determination. 5/13/2014 indicates the survey completion date for the classifications and rates under that identifier.

Survey wage rates are not updated and remain in effect until a new survey is conducted.

Union Average Rate Identifiers

Classification(s) listed under the UAVG identifier indicate that no single majority rate prevailed for those classifications; however, 100% of the data reported for the classifications was union data. EXAMPLE: UAVG-OH-0010 08/29/2014. UAVG indicates that the rate is a weighted union average rate. OH indicates the state. The next number, 0010 in the example, is an internal number used in producing the wage determination. 08/29/2014 indicates the survey completion date for the classifications and rates under that identifier.

A UAVG rate will be updated once a year, usually in January of each year, to reflect a weighted average of the current negotiated/CBA rate of the union locals from which the rate is based.

WAGE DETERMINATION APPEALS PROCESS

1.) Has there been an initial decision in the matter? This can be:

- * an existing published wage determination
- * a survey underlying a wage determination
- * a Wage and Hour Division letter setting forth a position on a wage determination matter
- * a conformance (additional classification and rate) ruling

On survey related matters, initial contact, including requests for summaries of surveys, should be with the Wage and Hour National Office because National Office has responsibility for the Davis-Bacon survey program. If the response from this initial contact is not satisfactory, then the process described in 2.) and 3.) should be followed.

With regard to any other matter not yet ripe for the formal process described here, initial contact should be with the Branch of Construction Wage Determinations. Write to:

Branch of Construction Wage Determinations
Wage and Hour Division
U.S. Department of Labor
200 Constitution Avenue, N.W.
Washington, DC 20210

2.) If the answer to the question in 1.) is yes, then an interested party (those affected by the action) can request review and reconsideration from the Wage and Hour Administrator (See 29 CFR Part 1.8 and 29 CFR Part 7). Write to:

Wage and Hour Administrator
U.S. Department of Labor
200 Constitution Avenue, N.W.
Washington, DC 20210

The request should be accompanied by a full statement of the interested party's position and by any information (wage payment data, project description, area practice material, etc.) that the requestor considers relevant to the issue.

3.) If the decision of the Administrator is not favorable, an

interested party may appeal directly to the Administrative Review Board (formerly the Wage Appeals Board). Write to:

Administrative Review Board
U.S. Department of Labor
200 Constitution Avenue, N.W.
Washington, DC 20210

4.) All decisions by the Administrative Review Board are final.

=====

END OF GENERAL DECISIO"

"General Decision Number: WI20220015 04/29/2022

Superseded General Decision Number: WI20210015

State: Wisconsin

Construction Type: Heavy

Counties: Wisconsin Statewide.

HEAVY CONSTRUCTION PROJECTS (Excluding Tunnel, Sewer, and Water Lines).

Note: Contracts subject to the Davis-Bacon Act are generally required to pay at least the applicable minimum wage rate required under Executive Order 14026 or Executive Order 13658. Please note that these Executive Orders apply to covered contracts entered into by the federal government that are subject to the Davis-Bacon Act itself, but do not apply to contracts subject only to the Davis-Bacon Related Acts, including those set forth at 29 CFR 5.1(a)(2)-(60).

If the contract is entered into on or after January 30, 2022, or the contract is renewed or extended (e.g., an option is exercised) on or after January 30, 2022:	<ul style="list-style-type: none">. Executive Order 14026 generally applies to the contract.. The contractor must pay all covered workers at least \$15.00 per hour (or the applicable wage rate listed on this wage determination, if it is higher) for all hours spent performing on the contract in 2022.
If the contract was awarded on or between January 1, 2015 and January 29, 2022, and the contract is not renewed or extended on or after January 30, 2022:	<ul style="list-style-type: none">. Executive Order 13658 generally applies to the contract.. The contractor must pay all covered workers at least \$11.25 per hour (or the applicable wage rate listed on this wage determination, if it is higher) for all hours spent performing on that contract in 2022.

The applicable Executive Order minimum wage rate will be adjusted annually. If this contract is covered by one of the Executive Orders and a classification considered necessary for performance of work on the contract does not appear on this wage determination, the contractor must still submit a conformance request.

Additional information on contractor requirements and worker protections under the Executive Orders is available at <https://www.dol.gov/agencies/whd/government-contracts>.

Modification Number	Publication Date
0	01/07/2022
1	01/21/2022

2	02/04/2022
3	02/25/2022
4	03/11/2022
5	03/18/2022
6	04/29/2022

BOIL0107-001 01/01/2021

	Rates	Fringes
BOILERMAKER		
Boilermaker.....	\$ 39.52	31.50
Small Boiler Repair (under 25,000 lbs/hr).....	\$ 26.91	16.00

BRWI0001-002 06/01/2021

CRAWFORD, JACKSON, JUNEAU, LA CROSSE, MONROE, TREMPLEAU, AND
VERNON COUNTIES

	Rates	Fringes
BRICKLAYER.....	\$ 36.81	25.17

BRWI0002-002 06/01/2021

ASHLAND, BAYFIELD, DOUGLAS, AND IRON COUNTIES

	Rates	Fringes
BRICKLAYER.....	\$ 44.35	23.89

BRWI0002-005 06/01/2021

ADAMS, ASHLAND, BARRON, BROWN, BURNETT, CALUMET, CHIPPEWA,
CLARK, COLUMBIA, DODGE, DOOR, DUNN, FLORENCE, FOND DU LAC,
FOREST, GREEN LAKE, IRON, JEFFERSON, KEWAUNEE, LANGLADE,
LINCOLN, MANITOWOC, MARATHON, MARINETTE, MARQUETTE, MENOMINEE,
OCONTO, ONEIDA, OUTAGAMIE, POLK, PORTAGE, RUSK, ST CROIX, SAUK,
SHAWANO, SHEBOYGAN, TAYLOR, VILAS, WALWORTH, WAUPACA, WAUSHARA,
WINNEBAGO, AND WOOD COUNTIES

	Rates	Fringes
CEMENT MASON/CONCRETE FINISHER...	\$ 37.73	24.15

BRWI0003-002 06/01/2021

BROWN, DOOR, FLORENCE, KEWAUNEE, MARINETTE, AND OCONTO COUNTIES

	Rates	Fringes
BRICKLAYER.....	\$ 37.03	24.95

BRWI0004-002 06/01/2021

KENOSHA, RACINE, AND WALWORTH COUNTIES

	Rates	Fringes
BRICKLAYER.....	\$ 41.30	26.03

BRWI0006-002 06/01/2021

ADAMS, CLARK, FOREST, LANGLADE, LINCOLN, MARATHON, MENOMINEE,
ONEIDA, PORTAGE, PRICE, TAYLOR, VILAS AND WOOD COUNTIES

	Rates	Fringes
BRICKLAYER.....	\$ 37.78	24.20

BRWI0007-002 06/01/2021		

GREEN, LAFAYETTE, AND ROCK COUNTIES

	Rates	Fringes
BRICKLAYER.....	\$ 38.38	25.31

BRWI0008-002 06/01/2021		

MILWAUKEE, OZAUKEE, WASHINGTON, AND WAUKESHA COUNTIES

	Rates	Fringes
BRICKLAYER.....	\$ 42.38	24.64

BRWI0009-001 06/01/2021		

GREEN LAKE, MARQUETTE, OUTAGAMIE, SHAWANO, WAUPACA, WASHARA,
AND WINNEBAGO COUNTIES

	Rates	Fringes
BRICKLAYER.....	\$ 37.03	24.95

BRWI0011-002 06/01/2021		

CALUMET, FOND DU LAC, MANITOWOC, AND SHEBOYGAN COUNTIES

	Rates	Fringes
BRICKLAYER.....	\$ 37.03	24.95

BRWI0013-002 06/01/2021		

DANE, GRANT, IOWA, AND RICHLAND COUNTIES

	Rates	Fringes
BRICKLAYER.....	\$ 38.53	25.16

BRWI0019-002 06/01/2021		

BARRON, BUFFALO, BURNETT, CHIPPEWA, DUNN, EAU CLAIRE, PEPIN,
PIERCE, POLK, RUSK, ST. CROIX, SAWYER AND WASHBURN COUNTIES

	Rates	Fringes
BRICKLAYER.....	\$ 36.31	25.67

BRWI0021-002 06/01/2021		

DODGE AND JEFFERSON COUNTIES

	Rates	Fringes
BRICKLAYER.....	\$ 37.75	25.92

BRWI0034-002 06/01/2021		

COLUMBIA AND SAUK COUNTIES

	Rates	Fringes
BRICKLAYER.....	\$ 38.53	25.16

CARP0087-001 05/01/2016		

BURNETT (W. of Hwy 48), PIERCE (W. of Hwy 29), POLK (W. of Hwys 35, 48 & 65), AND ST. CROIX (W. of Hwy 65) COUNTIES

	Rates	Fringes
Carpenter & Piledrivermen.....	\$ 36.85	18.39

CARP0252-002 06/01/2016		

ADAMS, BARRON, BAYFIELD (Eastern 2/3), BROWN, BUFFALO, BURNETT (E. of Hwy 48), CALUMET, CHIPPEWA, CLARK, COLUMBIA, CRAWFORD, DANE, DODGE, DOOR, DUNN, EAU CLAIRE, FLORENCE (except area bordering Michigan State Line), FOND DU LAC, FOREST, GRANT, GREEN, GREEN LAKE, IOWA, IRON, JACKSON, JEFFERSON, JUNEAU, KEWAUNEE, LA CROSSE, LAFAYETTE, LANGLADE, LINCOLN, MANITOWOC, MARATHON, MARINETTE (except N.E. corner), MARQUETTE, MENOMINEE, MONROE, OCONTO, ONEIDA, OUTAGAMIE, PEPIN, PIERCE (E. of Hwys 29 & 65), POLK (E. of Hwys 35, 48 & 65), PORTAGE, PRICE, RICHLAND, ROCK, RUSK, SAUK, SAWYER, SHAWANO, SHEBOYGAN, ST CROIX (E. of Hwy 65), TAYLOR, TREMPLEAU, VERNON, VILAS, WALWORTH, WASHBURN, WAUPACA, WAUSHARA, WINNEBAGO, AND WOOD COUNTIES

	Rates	Fringes
CARPENTER		
CARPENTER.....	\$ 33.56	18.00
MILLWRIGHT.....	\$ 35.08	18.35
PILEDRIIVER.....	\$ 34.12	18.00

CARP0252-010 06/01/2016		

ASHLAND COUNTY

	Rates	Fringes
Carpenters		
Carpenter.....	\$ 33.56	18.00
Millwright.....	\$ 35.08	18.35
Pile Driver.....	\$ 34.12	18.00

CARP0264-003 06/01/2016		

KENOSHA, MILWAUKEE, OZAUKEE, RACINE, WAUKESHA, AND WASHINGTON COUNTIES

Rates	Fringes
-------	---------

CARPENTER.....	\$ 35.78	22.11
----------------	----------	-------

CARP0361-004 05/01/2018

BAYFIELD (West of Hwy 63) AND DOUGLAS COUNTIES

	Rates	Fringes
CARPENTER.....	\$ 36.15	20.43

CARP2337-001 06/01/2016

ZONE A: MILWAUKEE, OZAUKEE, WAUKESHA AND WASHINGTON

ZONE B: KENOSHA & RACINE

	Rates	Fringes
PILEDRIVERMAN		
Zone A.....	\$ 31.03	22.69
Zone B.....	\$ 31.03	22.69

CARP2337-003 06/01/2019

	Rates	Fringes
MILLWRIGHT		
Zone A.....	\$ 33.58	21.53
Zone B.....	\$ 33.58	21.53

ZONE DEFINITIONS

ZONE A: MILWAUKEE, OZAUKEE, WAUKESHA AND WASHINGTON COUNTIES

ZONE B: KENOSHA & RACINE COUNTIES

ELEC0014-002 12/26/2021

ASHLAND, BARRON, BAYFIELD, BUFFALO, BURNETT, CHIPPEWA, CLARK
(except Maryville, Colby, Unity, Sherman, Fremont, Lynn &
Sherwood), CRAWFORD, DUNN, EAU CLAIRE, GRANT, IRON, JACKSON, LA
CROSSE, MONROE, PEPIN, PIERCE, POLK, PRICE, RICHLAND, RUSK, ST
CROIX, SAWYER, TAYLOR, TREMPLEAU, VERNON, AND WASHBURN
COUNTIES

	Rates	Fringes
Electricians:.....	\$ 37.83	21.89

ELEC0014-007 05/30/2021

REMAINING COUNTIES

	Rates	Fringes
Teledata System Installer		
Installer/Technician.....	\$ 28.50	15.92

Low voltage construction, installation, maintenance and
removal of teledata facilities (voice, data, and video)
including outside plant, telephone and data inside wire,
interconnect, terminal equipment, central offices, PABX,

fiber optic cable and equipment, micro waves, V-SAT, bypass, CATV, WAN (wide area networks), LAN (local area networks), and ISDN (integrated systems digital network).

ELEC0127-002 06/01/2021

KENOSHA COUNTY

	Rates	Fringes
Electricians:.....	\$ 43.16	30%+12.70

ELEC0158-002 05/30/2021

BROWN, DOOR, KEWAUNEE, MANITOWOC (except Schleswig), MARINETTE(Wausaukee and area South thereof), OCONTO, MENOMINEE (East of a line 6 miles West of the West boundary of Oconto County), SHAWANO (Except Area North of Townships of Aniwa and Hutchins) COUNTIES

	Rates	Fringes
ELECTRICIAN.....	\$ 36.14	29.75%+10.26

ELEC0159-003 05/30/2021

COLUMBIA, DANE, DODGE (Area West of Hwy 26, except Chester and Emmet Townships), GREEN, LAKE (except Townships of Berlin, Seneca, and St. Marie), IOWA, MARQUETTE (except Townships of Neshkoka, Crystal Lake, Newton, and Springfield), and SAUK COUNTIES

	Rates	Fringes
ELECTRICIAN.....	\$ 43.38	23.13

ELEC0219-004 06/01/2019

FLORENCE COUNTY (Townships of Aurora, Commonwealth, Fern, Florence and Homestead) AND MARINETTE COUNTY (Township of Niagara)

	Rates	Fringes
Electricians:		
Electrical contracts over \$180,000.....	\$ 33.94	21.80
Electrical contracts under \$180,000.....	\$ 31.75	21.73

ELEC0242-005 05/30/2021

DOUGLAS COUNTY

	Rates	Fringes
Electricians:.....	\$ 41.37	69.25%

ELEC0388-002 05/30/2021

ADAMS, CLARK (Colby, Freemont, Lynn, Mayville, Sherman,

Sherwood, Unity), FOREST, JUNEAU, LANGLADE, LINCOLN, MARATHON, MARINETTE (Beecher, Dunbar, Goodman & Pembine), MENOMINEE (Area West of a line 6 miles West of the West boundary of Oconto County), ONEIDA, PORTAGE, SHAWANO (Aniwa and Hutchins), VILAS AND WOOD COUNTIES

	Rates	Fringes
Electricians:.....	\$ 36.22	26%+11.24

ELEC0430-002 06/01/2021		

RACINE COUNTY (Except Burlington Township)

	Rates	Fringes
Electricians:.....	\$ 43.45	24.89

ELEC0494-005 06/01/2021		

MILWAUKEE, OZAUKEE, WASHINGTON, AND WAUKESHA COUNTIES

	Rates	Fringes
Electricians:.....	\$ 44.39	25.67

ELEC0494-006 06/01/2021		

CALUMET (Township of New Holstein), DODGE (East of Hwy 26 including Chester Township), FOND DU LAC, MANITOWOC (Schleswig), and SHEBOYGAN COUNTIES

	Rates	Fringes
Electricians:.....	\$ 37.91	22.74

ELEC0494-013 06/01/2021		

DODGE (East of Hwy 26 including Chester Twp, excluding Emmet Twp), FOND DU LAC (Except Waupun), MILWAUKEE, OZAUKEE, MANITOWOC (Schleswig), WASHINGTON, AND WAUKESHA COUNTIES

	Rates	Fringes
Sound & Communications		
Installer.....	\$ 22.39	18.80
Technician.....	\$ 32.49	20.26

Installation, testing, maintenance, operation and servicing of all sound, intercom, telephone interconnect, closed circuit TV systems, radio systems, background music systems, language laboratories, electronic carillon, antenna distribution systems, clock and program systems and low-voltage systems such as visual nurse call, audio/visual nurse call systems, doctors entrance register systems. Includes all wire and cable carrying audio, visual, data, light and radio frequency signals. Includes the installation of conduit, wiremold, or raceways in existing structures that have been occupied for six months or more where required for the protection of the wire or cable, but does not mean a complete conduit or raceway system. work covered does not include the installation of conduit,

wiremold or any raceways in any new construction, or the installation of power supply outlets by means of which external electric power is supplied to any of the foregoing equipment or products

ELEC0577-003 06/01/2021

CALUMET (except Township of New Holstein), GREEN LAKE (N. part including Townships of Berlin, St Marie, and Seneca), MARQUETTE (N. part including Townships of Crystal Lake, Neshkoro, Newton, and Springfield), OUTAGAMIE, WAUPACA, WAUSHARA, AND WINNEBAGO COUNTIES

	Rates	Fringes
Electricians:.....	\$ 35.66	29.50%+10.00

ELEC0890-003 06/01/2021

DODGE (Emmet Township only), GREEN, JEFFERSON, LAFAYETTE, RACINE (Burlington Township), ROCK AND WALWORTH COUNTIES

	Rates	Fringes
Electricians:.....	\$ 39.00	25.95%+11.17

ELEC0953-001 06/02/2019

	Rates	Fringes
Line Construction:		
(1) Lineman.....	\$ 47.53	21.43
(2) Heavy Equipment Operator.....	\$ 42.78	19.80
(3) Equipment Operator.....	\$ 38.02	18.40
(4) Heavy Groundman Driver..	\$ 33.27	16.88
(5) Light Groundman Driver..	\$ 30.89	16.11
(6) Groundsman.....	\$ 26.14	14.60

ENGI0139-001 06/01/2021

KENOSHA, MILWAUKEE, OZAUCKEE, RACINE, WASHINGTON, AND WAUKESHA COUNTIES

	Rates	Fringes
Power Equipment Operator		
Group 1.....	\$ 48.61	24.60
Group 2.....	\$ 47.61	24.60
Group 3.....	\$ 47.11	24.60
Group 4.....	\$ 46.42	24.60
Group 5.....	\$ 42.64	24.60
Group 6.....	\$ 37.49	24.60

HAZARDOUS WASTE PREMIUMS:

EPA Level "A" Protection: \$3.00 per hour
EPA Level "B" Protection: \$2.00 per hour
EPA Level "C" Protection: \$1.00 per hour

POWER EQUIPMENT OPERATORS CLASSIFICATIONS

GROUP 1: Cranes, Tower Cranes, Pedestal Tower Cranes and Derricks with or w/o attachments with a lifting capacity of over 100 tons; or Cranes, Tower Cranes, Pedestal Tower Cranes and Derricks with boom, leads, and/or jib lengths measuring 176 feet or longer; Self-Erecting Tower Cranes over 4000 lbs lifting capacity; All Cranes with Boom Dollies; Boring Machines (directional); Master Mechanic. \$0.50 additional per hour per 100 tons or 100 ft of boom over 200 ft or lifting capacity of crane over 200 tons to a maximum of 300 tons or 300 ft. Thereafter an increase of \$0.01 per ft or ton, whichever is greater.

GROUP 2: Cranes, Tower Cranes, Pedestal Tower Cranes and Derricks with or without attachments with a lifting capacity of 100 tons or less; or Cranes, Tower Cranes Portable Tower Cranes, Pedestal Tower Cranes and Derricks with boom, leads and/or jib lengths measuring 175 feet or less; Backhoes (excavators) 130,000 lbs and over; Caisson Rigs; Pile Drivers; Boring Machines (vertical or horizontal), Versi-Lift, Tri-Lift, Gantry 20,000 lbs & over.

GROUP 3: Backhoe (excavator) under 130,000 lbs; Self-erecting Tower Crane 4000 lbs & under lifting capacity; Traveling Crane (bridge type); Skid Rigs; Dredge Operator; Mechanic; Concrete Paver (over 27E); Concrete Spreader and Distributor; Forklift/ Telehandler (machinery- moving / steel erection); Hydro Blaster, 10,000 psi and over

GROUP 4: Material Hoists; Stack Hoists; Hydraulic Backhoe (tractor or truck mounted); Hydraulic Crane, 5 tons or under (tractor or truck mounted); Hoist (tuggers 5 tons & over); Hydro-Excavators/Daylighters; Concrete Pumps Rotec type Conveyors; Tractor/Bulldozer/End Loader (over 40 hp); Motor Patrol; Scraper Operator; Sideboom; Straddle Carrier; Welder; Bituminous Plant and Paver Operator; Roller over 5 tons; Rail Leveling Machine (Railroad); Tie Placer; Tie Extractor; Tie Tamper; Stone Leveler; Rotary Drill Operator and Blaster; Percussion Drill Operator; Air Track Drill and/or Hammers; Gantrys (under 20,000 lbs); Tencher (wheel type or chain type having 8 inch or larger bucket); Milling Machine; Off-Road Material Haulers.

GROUP 5: Backfiller; Concrete Auto Breaker (large); Concrete Finishing Machines (road type); Rubber Tired Roller; Concrete Batch Hopper; Concrete Conveyor Systems; Grout Pumps; Concrete Mixers (14S or over); Screw Type Pumps and Gypsum Pumps; Tractor, Bulldozer, End Loader (under 40 hp); Trencher (chain type, bucket under 8 inch); Industrial Locomotives; Rollers under 5 tons; Stump Grinder/Chipper (Large); Timber Equipment; Firemen (pile drivers and derricks); Personnel Hoist, Telehandler over 8000 lbs; Robotic Tool Carrier with or without attachments

GROUP 6: Tampers - Compactors (riding type); Assistant Engineer; A-Frames and Winch Trucks; Concrete Auto Breaker; Hydrohammers (small); Brooms and Sweepers; Hoist (tuggers under 5 tons); Boats (Tug, Safety, Work Barges, Launch); Shouldering Machine Operator; Prestress Machines; Screed Operator; Stone Crushers and Screening Plants; Screed Operators (milling machine), Farm or Industrial Tractor Mounted Equipment; Post Hole Digger; Fireman (asphalt plants); Air Compressors over 400 CFM; Generators, over 150 KW; Augers (vertical and horizontal); Air, Electric, Hydraulic Jacks (slipform); Skid Steer Loaders (with or without attachments); Boiler Operators (temporary heat);

Refrigeration Plant/Freeze Machines; Power Pack
 Vibratory/Ultra Sound Drivers and Extractors; Welding
 Machines; Heaters (mechanical); Pumps; Winches (small
 electric); Oiler and Greaser; Rotary Drill Tender;
 Conveyor; Forklifts/Telehandler 8000 lbs & under;
 Elevators: Automatic Hoists; Pumps (well points);
 Combination Small Equipment Operators

 ENGI0139-003 06/06/2021

REMAINING COUNTIES

	Rates	Fringes
Power Equipment Operator		
Group 1.....	\$ 44.27	23.80
Group 2.....	\$ 43.02	23.80
Group 3.....	\$ 40.97	23.80
Group 4.....	\$ 40.44	23.80
Group 5.....	\$ 38.37	23.80
Group 6.....	\$ 36.84	23.80

HAZARDOUS WASTE PREMIUMS:

EPA Level ""A"" Protection: \$3.00 per hour
 EPA Level ""B"" Protection: \$2.00 per hour
 EPA Level ""C"" Protection: \$1.00 per hour

POWER EQUIPMENT OPERATORS CLASSIFICATIONS

GROUP 1: Cranes, Tower Cranes and Derricks with or without
 attachments with a lifting capacity of over 100 tons;
 Cranes, Tower Cranes, and Derricks with boom, leads and/or
 jib lengths 176 ft or longer.

GROUP 2: Backhoes (Excavators) weighing 130,00 lbs and over;
 Cranes, Tower Cranes and Derricks with or without
 attachments with a lifting capacity of 100 tons or less;
 Cranes, Tower Cranes, and Derricks with boom, leads, and/or
 jib lengths 175 ft or less; Caisson Rigs; Pile Driver

GROUP 3: Backhoes (Excavators) weighing under 130,000 lbs;
 Travelling Crane (bridge type); Milling Machine; Concrete
 Paver over 27 E; Concrete Spreader and Distributor;
 Concrete Laser Screed; Concrete Grinder and Planing
 Machine; Slipform Curb and Gutter Machine; Boring Machine
 (Directional); Dredge Operator; Skid Rigs; over 46 meter
 Concrete Pump.

GROUP 4: Hydraulic Backhoe (tractor or truck mounted);
 Hydraulic Crane, 10 tons or less; Tractor, Bulldozer, or
 End Loader (over 40 hp); Motor Patrol; Scraper Operator;
 Bituminous Plant and Paver Operator; Screed-Milling
 Machine; Roller over 5 tons; Concrete pumps 46 meter and
 under; Grout Pumps; Rotec type machine; Hydro Blaster,
 10,000 psi and over; Rotary Drill Operator; Percussion
 Drilling Machine; Air Track Drill with or without integral
 hammer; Blaster; Boring Machine (vertical or horizontal);
 Side Boom; Trencher, wheel type or chain type having 8 inch
 or larger bucket; Rail Leveling Machine (Railroad); Tie
 Placer; Tie Extractor; Tie Tamper; Stone Leveler; Straddle
 Carrier; Material Hoists; Stack Hoist; Man Hoists; Mechanic
 and Welder; Off Road Material Haulers.

GROUP 5: Tractor, Bulldozer, or Endloader (under 40 hp);

Tampers -Compactors, riding type; Stump Chipper, large; Roller, Rubber Tire; Backfiller; Trencher, chain type (bucket under 8 inch); Concrete Auto Breaker, large; Concrete Finishing Machine (road type); Concrete Batch Hopper; Concrete Conveyor Systems; Concrete Mixers, 14S or over; Pumps, Screw Type and Gypsum); Hydrohammers, small; Brooms and Sweepers; Lift Slab Machine; Roller under 5 tons; Industrial Locomotives; Fireman (Pile Drivers and Derricks); Pumps (well points); Hoists, automatic; A-Frames and Winch Trucks; Hoists (tuggers); Boats (Tug, Safety, Work Barges and Launches); Assistant Engineer

GROUP 6: Shouldering Machine Operator; Farm or Industrial Tractor mounted equipment; Post Hole Digger; Auger (vertical and horizontal); Skid Steer Loader with or without attachments; Robotic Tool Carrier with or without attachments; Power Pack Vibratory/Ultra Sound Driver and Extractor; Fireman (Asphalt Plants); Screed Operator; Stone Crushers and Screening Plants; Air, Electric, Hydraulic Jacks (Slip Form); Prestress Machines; Air Compressor, 400 CFM or over; Refrigeration Plant/Freeze Machine; Boiler Operators (temporary heat); Forklifts; Welding Machines; Generators; Pumps over 3"; Heaters, Mechanical; Combination small equipment operator; Winches, small electric; Oiler; Greaser; Rotary Drill Tender; Conveyor; Elevator Operator

IRON0008-002 06/01/2021

BROWN, CALUMET, DOOR, FOND DU LAC, KEWAUNEE, MANITOWOC, MARINETTE, OCONTO, OUTAGAMI, SHAWANO, SHEBOYGAN, AND WINNEBAGO COUNTIES:

	Rates	Fringes
IRONWORKER.....	\$ 38.77	28.15

Paid Holidays: New Year's Day, Memorial Day, July 4th, Labor Day, Thanksgiving Day & Christmas Day.

IRON0008-003 06/01/2021

KENOSHA, MILWAUKEE, OZAUCKEE, RACINE, WALWORTH (N.E. 2/3), WASHINGTON, AND WAUKESHA COUNTIES

	Rates	Fringes
IRONWORKER.....	\$ 40.57	28.40

Paid Holidays: New Year's Day, Memorial Day, July 4th, Labor Day, Thanksgiving Day & Christmas Day.

IRON0383-001 06/06/2021

ADAMS, COLUMBIA, CRAWFORD, DANE, DODGE, FLORENCE, FOREST, GRANT, GREENE, (Excluding S.E. tip), GREEN LAKE, IOWA, JEFFERSON, JUNEAU, LA CROSSE, LAFAYETTE, LANGLADE, MARATHON, MARQUETTE, MENOMINEE, MONROE, PORTAGE, RICHLAND, ROCK (Northern area, vicinity of Edgerton and Milton), SAUK, VERNON, WAUPACA, WAUSHARA, AND WOOD COUNTIES

	Rates	Fringes
IRONWORKER.....	\$ 37.75	27.06

IRON0512-008 06/03/2019		

BARRON, BUFFALO, CHIPPEWA, CLARK, DUNN, EAU CLAIRE, JACKSON,
PEPIN, PIERCE, POLK, RUSK, ST CROIX, TAYLOR, AND TREMPLEAU
COUNTIES

	Rates	Fringes
IRONWORKER.....	\$ 37.60	29.40

IRON0512-021 05/03/2021		

ASHLAND, BAYFIELD, BURNETT, DOUGLAS, IRON, LINCOLN, ONEIDA,
PRICE, SAWYER, VILAS AND WASHBURN COUNTIES

	Rates	Fringes
IRONWORKER.....	\$ 35.09	31.80

LAB00113-002 06/01/2021		

MILWAUKEE AND WAUKESHA COUNTIES

	Rates	Fringes
LABORER		
Group 1.....	\$ 31.40	22.26
Group 2.....	\$ 31.55	22.26
Group 3.....	\$ 31.75	22.26
Group 4.....	\$ 31.90	22.26
Group 5.....	\$ 32.05	22.26
Group 6.....	\$ 27.89	22.26

LABORERS CLASSIFICATIONS

GROUP 1: General Laborer; Tree Trimmer; Conduit Layer;
Demolition and Wrecking Laborer; Guard Rail, Fence, and
Bridge Builder; Landscaper; Multiplate Culvert Assembler;
Stone Handler; Bituminous Worker (Shoveler, Loader, and
Utility Man); Batch Truck Dumper or Cement Handler;
Bituminous Worker (Dumper, Ironer, Smoother, and Tamper);
Concrete Handler

GROUP 2: Air Tool Operator; Joint Sawyer and Filler
(Pavement); Vibrator or Tamper Operator (Mechanical Hand
Operated); Chain Saw Operator; Demolition Burning Torch
Laborer

GROUP 3: Bituminous Worker (Raker and Luteman); Formsetter
(Curb, Sidewalk, and Pavement); Strike Off Man

GROUP 4: Line and Grade Specialist

GROUP 5: Blaster and Powderman

GROUP 6: Flagperson; traffic control person

LAB00113-003 06/01/2021

OZAUKEE AND WASHINGTON COUNTIES

	Rates	Fringes
LABORER		
Group 1.....	\$ 30.65	22.26
Group 2.....	\$ 30.75	22.26
Group 3.....	\$ 30.80	22.26
Group 4.....	\$ 31.00	22.26
Group 5.....	\$ 30.85	22.26
Group 6.....	\$ 27.74	22.26

LABORERS CLASSIFICATIONS

GROUP 1: General Laborer; Tree Trimmer; Conduit Layer; Demolition and Wrecking Laborer; Guard Rail, Fence, and Bridge Builder; Landscaper; Multiplate Culvert Assembler; Stone Handler; Bituminous Worker (Shoveler, Loader, and Utility Man); Batch Truck Dumper or Cement Handler; Bituminous Worker (Dumper, Ironer, Smoother, and Tamper); Concrete Handler

GROUP 2: Air Tool Operator; Joint Sawyer and Filler (Pavement); Vibrator or Tamper Operator (Mechanical Hand Operated);

GROUP 3: Bituminous Worker (Raker and Luteman); Formsetter (Curb, Sidewalk, and Pavement); Strike Off Man

GROUP 4: Line and Grade Specialist

GROUP 5: Blaster; powderman

GROUP 6: Flagperson and Traffic Control Person

LAB00113-011 06/01/2021

KENOSHA AND RACINE COUNTIES

	Rates	Fringes
LABORER		
Group 1.....	\$ 30.46	22.26
Group 2.....	\$ 30.61	22.26
Group 3.....	\$ 30.81	22.26
Group 4.....	\$ 30.78	22.26
Group 5.....	\$ 31.11	22.26
Group 6.....	\$ 27.60	22.26

LABORERS CLASSIFICATIONS:

GROUP 1: General laborer; Tree Trimmer; Conduit Layer; Demolition and Wrecking Laborer; Guard Rail, Fence, and Bridge Builder; Landscaper; Multiplate Culvert Assembler; Stone Handler; Bituminous Worker (Shoveler, Loader, and Utility Man); Batch Truck Dumper or Cement Handler; Bituminous worker (Dumper, Ironer, Smoother, and Tamper); Concrete Handler

GROUP 2: Air Tool Operator; Joint Sawyer and Filler (Pavement); Vibrator or Tamper Operator (Mechanical Hand Operated); Chain Saw Operator; Demolition Burning Torch

Laborer

GROUP 3: Bituminous Worker (Raker and Luteman); Formsetter
(Curb, Sidewalk, and Pavement); Strike Off Man

GROUP 4: Line and Grade Specialist

GROUP 5: Blaster and Powderman

GROUP 6: Flagman; traffic control person

LAB00140-002 06/01/2020

ADAMS, ASHLAND, BARRON, BAYFIELD, BROWN, BUFFALO, BURNETT,
CALUMET, CHIPPEWA, CLARK, COLUMBIA, CRAWFORD, DODGE, DOOR,
DOUGLAS, DUNN, EAU CLAIRE, FLORENCE, FOND DU LAC, FOREST,
GRANT, GREEN, GREEN LAKE, IRON, JACKSON, JUNEAU, IOWA,
JEFFERSON, KEWAUNEE, LA CROSSE, LAFAYETTE, LANGLADE, LINCOLN,
MANITOWOC, MARATHON, MARINETTE, MARQUETTE, MENOMINEE, MONROE,
OCONTO, ONEIDA, OUTAGAMIE, PEPIN, PIERCE, POLK, PORTAGE, PRICE,
RICHLAND, ROCK, RUSK, SAUK, SAWYER, SHAWANO, SHEBOYGAN, ST.
CROIX, TAYLOR, TREMPLEAU, VERNON, VILLAS, WALWORTH, WASHBURN,
WAUPACA, WAUSHARA, WINNEBAGO, AND WOOD COUNTIES

	Rates	Fringes
LABORER		
Group 1.....	\$ 33.72	17.95
Group 2.....	\$ 33.82	17.95
Group 3.....	\$ 33.87	17.95
Group 4.....	\$ 34.07	17.95
Group 5.....	\$ 33.92	17.95
Group 6.....	\$ 30.35	17.95

LABORER CLASSIFICATIONS

GROUP 1: General Laborer; Tree Trimmer; Conduit Layer;
Demolition and Wrecking Laborer; Guard Rail, Fence, and
Bridge Builder; Landscaper; Multiplate Culvert Assembler;
Stone Handler; Bituminous Worker (Shoveler, Loader, and
Utility Man); Batch Truck Dumper or Cement Handler;
Bituminous Worker (Dumper, Ironer, Smoother and Tamper);
Concrete Handler

GROUP 2: Air Tool Operator; Joint Sawyer and Filler
(Pavement); Vibrator or Tamper Operator (Mechanical Hand
Operated); Chain Saw Operator, Demolition Burning Torch
Laborer

GROUP 3: Bituminous Worker (Raker and Luteman); Formsetter
(Curb, Sidewalk and Pavement); Strike Off Man

GROUP 4: Line and Grade Specialist

GROUP 5: Blaster; powderman

GROUP 6: Flagperson; Traffic Control

LAB00464-003 06/01/2020

DANE COUNTY

	Rates	Fringes
LABORER		
Group 1.....	\$ 34.00	17.95
Group 2.....	\$ 34.10	17.95
Group 3.....	\$ 34.15	17.95
Group 4.....	\$ 34.35	17.95
Group 5.....	\$ 34.20	17.95
Group 6.....	\$ 30.35	17.95

LABORERS CLASSIFICATIONS:

GROUP 1: General Laborer; Tree Trimmer; Conduit Layer; Demolition and Wrecking Laborer; Guard Rail, Fence, and Bridge Builder; Landscaper; Multiplate Culvert Assembler; Stone Handler; Bituminous Worker (Shoveler, Loader, and Utility Man); Batch Truck Dumper or Cement Handler; Bituminous Worker (Dumper, Ironer, Smoother, and Tamper); Concrete Handler

GROUP 2: Air Tool Operator; Joint Sawyer and Filler (Pavement); Vibrator or Tamper Operator (Mechanical Hand Operated); Chain Saw Operator; Demolition Burning Torch Laborer

GROUP 3: Bituminous Worker (Raker and Luteman); Formsetter (Curb, Sidewalk, and Pavement); Strike Off Man

GROUP 4: Line and Grade Specialist

GROUP 5: Blaster; Powderman

GROUP 6: Flagperson and Traffic Control Person

PAIN0106-008 05/01/2017

ASHLAND, BAYFIELD, BURNETT, AND DOUGLAS COUNTIES

	Rates	Fringes
Painters:		
New:		
Brush, Roller.....	\$ 30.33	17.27
Spray, Sandblast, Steel....	\$ 30.93	17.27
Repaint:		
Brush, Roller.....	\$ 28.83	17.27
Spray, Sandblast, Steel....	\$ 29.43	17.27

PAIN0108-002 06/01/2021

RACINE COUNTY

	Rates	Fringes
Painters:		
Brush, Roller.....	\$ 36.08	20.36
Spray & Sandblast.....	\$ 37.52	23.27

PAIN0259-002 05/01/2008

BARRON, CHIPPEWA, DUNN, EAU CLAIRE, PEPIN, PIERCE, POLK, RUSK, SAWYER, ST. CROIX, AND WASHBURN COUNTIES

	Rates	Fringes
PAINTER.....	\$ 24.11	12.15

PAIN0259-004 05/01/2015

BUFFALO, CRAWFORD, JACKSON, LA CROSSE, MONROE, TREMPLEAU, AND
VERNON COUNTIES

	Rates	Fringes
PAINTER.....	\$ 22.03	12.45

PAIN0781-002 06/01/2021

JEFFERSON, MILWAUKEE, OZAUKEE, WASHINGTON, AND WAUKESHA COUNTIES

	Rates	Fringes
Painters:		
Bridge.....	\$ 36.70	24.50
Brush.....	\$ 35.95	24.50
Spray & Sandblast.....	\$ 36.70	24.50

PAIN0802-002 06/01/2021

COLUMBIA, DANE, DODGE, GRANT, GREEN, IOWA, LAFAYETTE, RICHLAND,
ROCK, AND SAUK COUNTIES

	Rates	Fringes
PAINTER		
Brush.....	\$ 29.98	18.78

PREMIUM PAY:
Structural Steel, Spray, Bridges = \$1.00 additional per
hour.

PAIN0802-003 06/01/2021

ADAMS, BROWN, CALUMET, CLARK, DOOR, FOND DU LAC, FOREST, GREEN
LAKE, IRON, JUNEAU, KEWAUNEE, LANGLADE, LINCOLN, MANITOWOC,
MARATHON, MARINETTE, MARQUETTE, MENOMINEE, OCONTO, ONEIDA,
OUTAGAMIE, PORTAGE, PRICE, SHAWANO, SHEBOYGAN, TAYLOR, VILAS,
WAUSHARA, WAUPACA, WINNEBAGO, AND WOOD COUNTIES

	Rates	Fringes
PAINTER.....	\$ 29.98	18.78

PAIN0934-001 06/01/2021

KENOSHA AND WALWORTH COUNTIES

	Rates	Fringes
Painters:		
Brush.....	\$ 36.52	23.27
Spray.....	\$ 37.52	23.27
Structural Steel.....	\$ 36.67	23.27

PAIN1011-002 06/06/2021

FLORENCE COUNTY

	Rates	Fringes
Painters:.....	\$ 26.71	14.38

* PLAS0599-010 06/01/2021		

	Rates	Fringes
CEMENT MASON/CONCRETE FINISHER		
Area 1.....	\$ 42.06	20.87
Area 2 (BAC).....	\$ 37.73	23.80
Area 3.....	\$ 38.74	22.46
Area 4.....	\$ 38.59	22.66
Area 5.....	\$ 38.16	22.98
Area 6.....	\$ 34.94	26.36

AREA DESCRIPTIONS

AREA 1: BAYFIELD, DOUGLAS, PRICE, SAWYER, AND WASHBURN COUNTIES

AREA 2: ADAMS, ASHLAND, BARRON, BROWN, BURNETT, CALUMET, CHIPPEWA, CLARK, COLUMBIA, DODGE, DOOR, DUNN, FLORENCE, FOND DU LAC, FOREST, GREEN LAKE, IRON, JEFFERSON, KEWAUNEE, LANGLADE, LINCOLN, MANITOWOC, MARATHON, MARINETTE, MARQUETTE, MENOMINEE, OCONTO, ONEIDA, OUTAGAMIE, POLK, PORTAGE, RUSK, ST CROIX, SAUK, SHAWANO, SHEBOYGAN, TAYLOR, VILAS, WALWORTH, WAUPACA, WAUSHARA, WINNEBAGO, AND WOOD COUNTIES

AREA 3: BUFFALO, CRAWFORD, EAU CLAIRE, JACKSON, JUNEAU, LA CROSSE MONROE, PEPIN, PIERCE, RICHLAND, TREMPLEAU, AND VERNON COUNTIES

AREA 4: MILWAUKEE, OZAUKEE, WASHINGTON, AND WAUKESHA COUNTIES

AREA 5: DANE, GRANT, GREEN, IOWA, LAFAYETTE, AND ROCK COUNTIES

AREA 6: KENOSHA AND RACINE COUNTIES

PLUM0011-003 05/07/2018

ASHLAND, BAYFIELD, BURNETT, DOUGLAS, IRON, SAWYER, AND WASHBURN COUNTIES

	Rates	Fringes
PLUMBER.....	\$ 40.63	20.72

PLUM0075-002 06/01/2016		

MILWAUKEE, OZAUKEE, WASHINGTON, AND WAUKESHA COUNTIES

	Rates	Fringes
PLUMBER.....	\$ 40.27	21.47

PLUM0075-004 06/01/2016

DODGE (Watertown), GREEN, JEFFERSON, LAFAYETTE, AND ROCK
COUNTIES

	Rates	Fringes
PLUMBER.....	\$ 40.52	21.47

PLUM0075-009 06/01/2016

COLUMBIA, DANE, IOWA, MARQUETTE, RICHLAND AND SAUK COUNTIES

	Rates	Fringes
PLUMBER.....	\$ 38.82	20.12

PLUM0111-007 05/28/2018

MARINETTE COUNTY (Niagara only)

	Rates	Fringes
PLUMBER/PIPEFITTER.....	\$ 33.33	24.48

PLUM0118-002 06/01/2021

KENOSHA, RACINE, AND WALWORTH COUNTIES

	Rates	Fringes
Plumber and Steamfitter.....	\$ 45.98	25.05

PLUM0400-003 05/31/2021

ADAMS,BROWN, CALUMET, DODGE (except Watertown), DOOR, FOND DU
LAC, GREEN LAKE,KEWAUNEE, MANITOWOC, MARINETTE (except
Niagara), MENOMINEE, OCONTO, OUTAGAMIE, SHAWANO, SHEBOYGAN,
WAUPACA, WAUSHARA, AND WINNEBAGO COUNTIES

	Rates	Fringes
PLUMBER/PIPEFITTER.....	\$ 44.88	20.65

PLUM0434-002 05/30/2021

BARON, BUFFALO, CHIPPEWA, CLARK, CRAWFORD, DUNN, EAU CLAIRE,
FLORENCE, FOREST, GRANT, JACKSON, JUNEAU, LA CROSSE, LANGLADE,
LINCOLN, MARATHON, MONROE, ONEIDA, PEPIN, PIERCE, POLK,
PORTAGE, PRICE, RUSK, ST. CROIX, TAYLOR, TREMPLEAU, VERNON,
VILAS, AND WOOD COUNTIES

	Rates	Fringes
PIPEFITTER.....	\$ 44.65	20.72

PLUM0601-003 06/01/2021

DODGE (Watertown), GREEN, JEFFERSON, LAFAYETTE, MILWAUKEE,
OZAUKEE, ROCK, WASHINGTON AND WAUKESHA COUNTIES

	Rates	Fringes
PIPEFITTER.....	\$ 48.81	27.80

 PLUM0601-009 06/01/2021

COLUMBIA, DANE, IOWA, MARQUETTE, RICHLAND AND SAUK COUNTIES

	Rates	Fringes
PIPEFITTER.....	\$ 50.55	26.05

 TEAM0039-002 06/01/2021

	Rates	Fringes
TRUCK DRIVER		
1 & 2 Axle Trucks.....	\$ 32.57	23.81
3 or more axles; Euclids or Dumptor, Articulated Truck, Mechanic.....	\$ 32.72	23.81

 SUWI2011-001 11/16/2011

	Rates	Fringes
WELL DRILLER.....	\$ 16.52	

 WELDERS - Receive rate prescribed for craft performing
 operation to which welding is incidental.

=====

Note: Executive Order (EO) 13706, Establishing Paid Sick Leave for Federal Contractors applies to all contracts subject to the Davis-Bacon Act for which the contract is awarded (and any solicitation was issued) on or after January 1, 2017. If this contract is covered by the EO, the contractor must provide employees with 1 hour of paid sick leave for every 30 hours they work, up to 56 hours of paid sick leave each year. Employees must be permitted to use paid sick leave for their own illness, injury or other health-related needs, including preventive care; to assist a family member (or person who is like family to the employee) who is ill, injured, or has other health-related needs, including preventive care; or for reasons resulting from, or to assist a family member (or person who is like family to the employee) who is a victim of, domestic violence, sexual assault, or stalking. Additional information on contractor requirements and worker protections under the EO is available at <https://www.dol.gov/agencies/whd/government-contracts>.

Unlisted classifications needed for work not included within the scope of the classifications listed may be added after award only as provided in the labor standards contract clauses (29CFR 5.5 (a) (1) (ii)).

The body of each wage determination lists the classification and wage rates that have been found to be prevailing for the cited type(s) of construction in the area covered by the wage

determination. The classifications are listed in alphabetical order of ""identifiers"" that indicate whether the particular rate is a union rate (current union negotiated rate for local), a survey rate (weighted average rate) or a union average rate (weighted union average rate).

Union Rate Identifiers

A four letter classification abbreviation identifier enclosed in dotted lines beginning with characters other than ""SU"" or ""UAVG"" denotes that the union classification and rate were prevailing for that classification in the survey. Example: PLUM0198-005 07/01/2014. PLUM is an abbreviation identifier of the union which prevailed in the survey for this classification, which in this example would be Plumbers. 0198 indicates the local union number or district council number where applicable, i.e., Plumbers Local 0198. The next number, 005 in the example, is an internal number used in processing the wage determination. 07/01/2014 is the effective date of the most current negotiated rate, which in this example is July 1, 2014.

Union prevailing wage rates are updated to reflect all rate changes in the collective bargaining agreement (CBA) governing this classification and rate.

Survey Rate Identifiers

Classifications listed under the ""SU"" identifier indicate that no one rate prevailed for this classification in the survey and the published rate is derived by computing a weighted average rate based on all the rates reported in the survey for that classification. As this weighted average rate includes all rates reported in the survey, it may include both union and non-union rates. Example: SULA2012-007 5/13/2014. SU indicates the rates are survey rates based on a weighted average calculation of rates and are not majority rates. LA indicates the State of Louisiana. 2012 is the year of survey on which these classifications and rates are based. The next number, 007 in the example, is an internal number used in producing the wage determination. 5/13/2014 indicates the survey completion date for the classifications and rates under that identifier.

Survey wage rates are not updated and remain in effect until a new survey is conducted.

Union Average Rate Identifiers

Classification(s) listed under the UAVG identifier indicate that no single majority rate prevailed for those classifications; however, 100% of the data reported for the classifications was union data. EXAMPLE: UAVG-OH-0010 08/29/2014. UAVG indicates that the rate is a weighted union average rate. OH indicates the state. The next number, 0010 in the example, is an internal number used in producing the wage determination. 08/29/2014 indicates the survey completion date for the classifications and rates under that identifier.

A UAVG rate will be updated once a year, usually in January of each year, to reflect a weighted average of the current negotiated/CBA rate of the union locals from which the rate is based.

WAGE DETERMINATION APPEALS PROCESS

1.) Has there been an initial decision in the matter? This can be:

- * an existing published wage determination
- * a survey underlying a wage determination
- * a Wage and Hour Division letter setting forth a position on a wage determination matter
- * a conformance (additional classification and rate) ruling

On survey related matters, initial contact, including requests for summaries of surveys, should be with the Wage and Hour National Office because National Office has responsibility for the Davis-Bacon survey program. If the response from this initial contact is not satisfactory, then the process described in 2.) and 3.) should be followed.

With regard to any other matter not yet ripe for the formal process described here, initial contact should be with the Branch of Construction Wage Determinations. Write to:

Branch of Construction Wage Determinations
Wage and Hour Division
U.S. Department of Labor
200 Constitution Avenue, N.W.
Washington, DC 20210

2.) If the answer to the question in 1.) is yes, then an interested party (those affected by the action) can request review and reconsideration from the Wage and Hour Administrator (See 29 CFR Part 1.8 and 29 CFR Part 7). Write to:

Wage and Hour Administrator
U.S. Department of Labor
200 Constitution Avenue, N.W.
Washington, DC 20210

The request should be accompanied by a full statement of the interested party's position and by any information (wage payment data, project description, area practice material, etc.) that the requestor considers relevant to the issue.

3.) If the decision of the Administrator is not favorable, an interested party may appeal directly to the Administrative Review Board (formerly the Wage Appeals Board). Write to:

Administrative Review Board
U.S. Department of Labor
200 Constitution Avenue, N.W.
Washington, DC 20210

4.) All decisions by the Administrative Review Board are final.

=====

END OF GENERAL DECISION"



Wisconsin Department of Transportation

April 26, 2022

Division of Transportation Systems Development

Bureau of Project Development
4822 Madison Yards Way, 4th Floor South
Madison, WI 53705

Telephone: (608) 266-1631
Facsimile (FAX): (608) 266-8459

NOTICE TO ALL CONTRACTORS:

Proposal #03: 1011-01-65, WISC 2022 374
Madison - Portage
South County Line to Sth 60
IH 039
Columbia County

1012-01-74
Madison - Portage
Sth 60 Interchange, B-11-165 & 166
IH 039
Columbia County

Letting of May 10, 2022

This is Addendum No. 01, which provides for the following:

Plan Sheets:

Added Plan Sheets	
Plan Sheet	Plan Sheet Title (brief description of why sheet was added)
107A	Stage 1A Traffic Control Overview, added at request of bidding contractors to address need for an overview of traffic control work locations at each stage.
110A	Stage 1B Traffic Control Overview, added at request of bidding contractors to address need for an overview of traffic control work locations at each stage.
117A	Stage 2A Traffic Control Overview, added at request of bidding contractors to address need for an overview of traffic control work locations at each stage.
121A	Stage 2B Traffic Control Overview, added at request of bidding contractors to address need for an overview of traffic control work locations at each stage.
122A	Stage 3A Traffic Control Overview, added at request of bidding contractors to address need for an overview of traffic control work locations at each stage.
124A	Stage 3B Traffic Control Overview, added at request of bidding contractors to address need for an overview of traffic control work locations at each stage.
125A	Stage 3C Traffic Control Overview, added at request of bidding contractors to address need for an overview of traffic control work locations at each stage.
125B	Stage 3D Traffic Control Overview, added at request of bidding contractors to address need for an overview of traffic control work locations at each stage.
128A	Stage 4 Traffic Control Overview, added at request of bidding contractors to address need for an overview of traffic control work locations at each stage.
133A	Stage 5 Traffic Control Overview, added at request of bidding contractors to address need for an overview of traffic control work locations at each stage.

Plan Sheets

The following 8½ x 11-inch sheets are attached and made part of the plans for this proposal:

Added: 107A, 110A, 117A, 121A, 122A, 124A, 125A-B, 128A, 133A

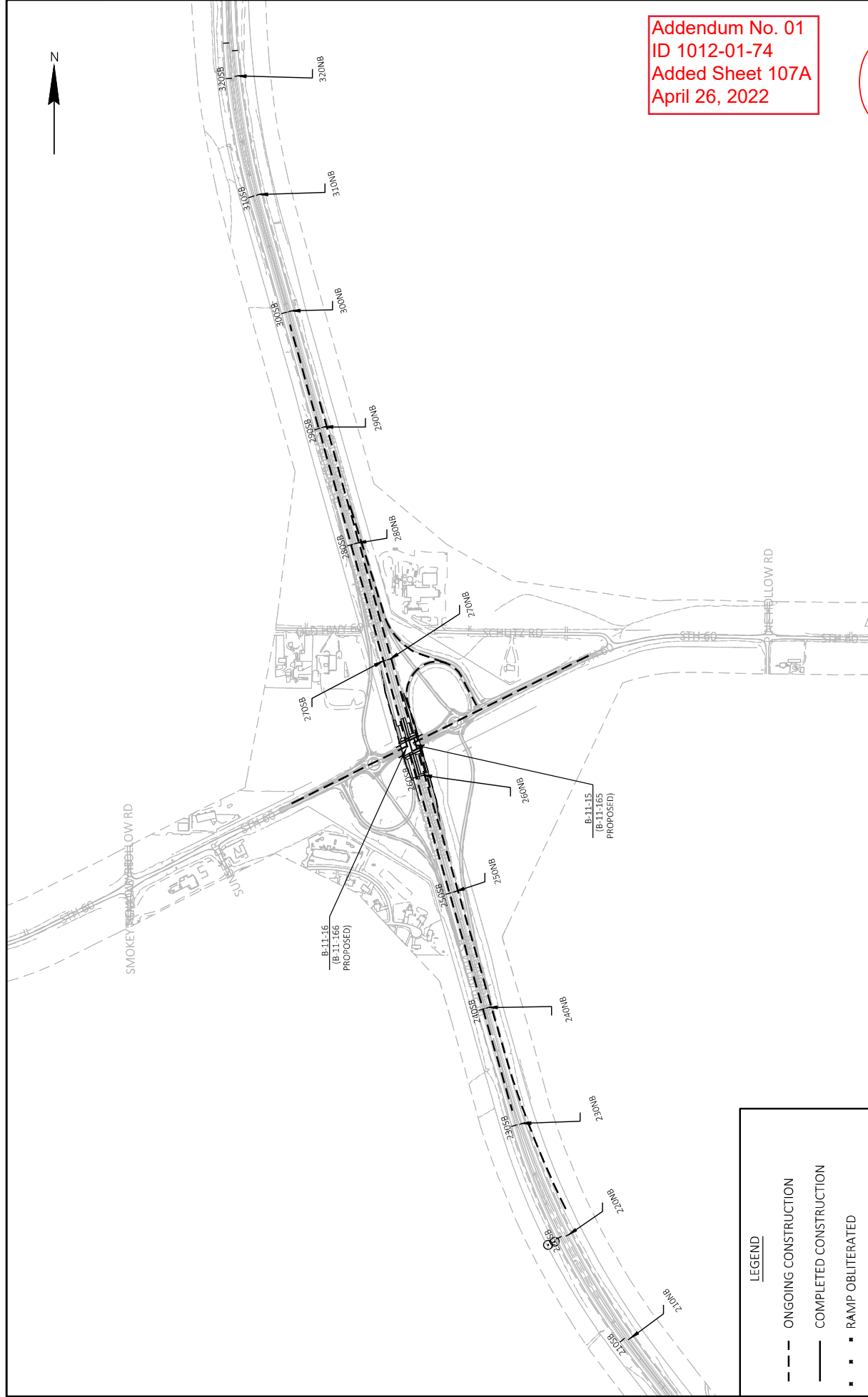
The responsibility for notifying potential subcontractors and suppliers of these changes remains with the prime contractor.

Sincerely,

Mike Coleman

Proposal Development Specialist
Proposal Management Section

END OF ADDENDUM



LEGEND

- - - ONGOING CONSTRUCTION
 _____ COMPLETED CONSTRUCTION
 * * * RAMP OBLITERATED

PROJECT NO: 1012-01-74

HWY: IH 039/STH 60

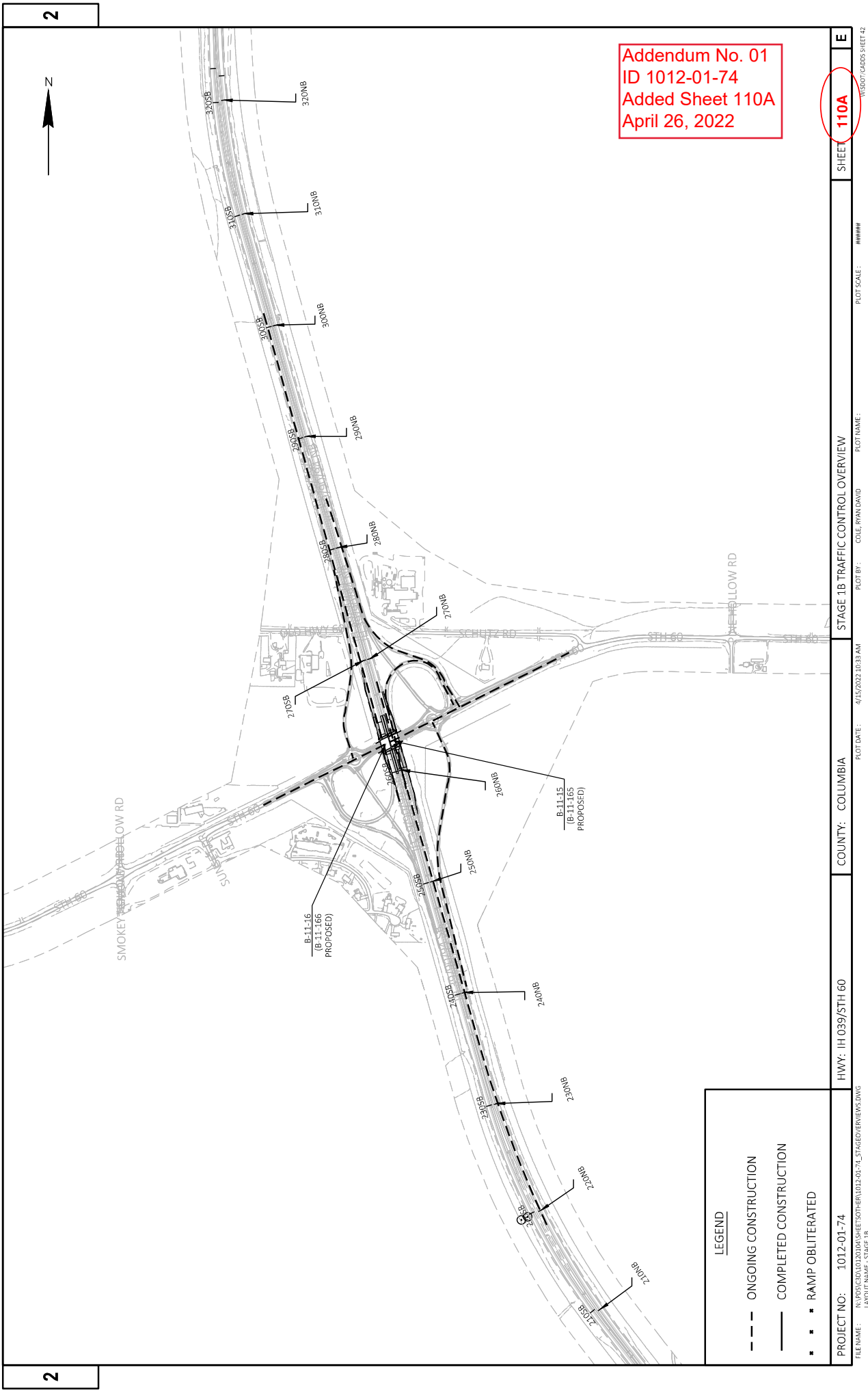
COUNTY: COLUMBIA

STAGE 1A TRAFFIC CONTROL OVERVIEW

PLOT SCALE : Custom

SHEET 107A

FILE NAME: N:\PDS\31012014\1 SHEET\01-74\STAGE0\REVIEWS.DWG PLOT DATE: 4/15/2022 10:33 AM PLOT BY: COLE, RYAN DAVID PLOT NAME: Custom PLOT SCALE: Custom
 TAILOR NAME - STAGE 1A
 WISDOT/CADDSS SHEET 42



LEGEND

- ONGOING CONSTRUCTION
- COMPLETED CONSTRUCTION
- * * * RAMP OBLITERATED

PROJECT NO: 1012-01-74

FILE NAME: N:\PDS\CDU\10120101\10120101\10120101-74_STAGE1B\VIEW\STAGE 1B

HWY: IH 039/STH 60

COUNTY: COLUMBIA

PLOT DATE: 4/15/2022 10:33 AM

STAGE 1B TRAFFIC CONTROL OVERVIEW

PLOT BY: COLE, RYAN DAVID

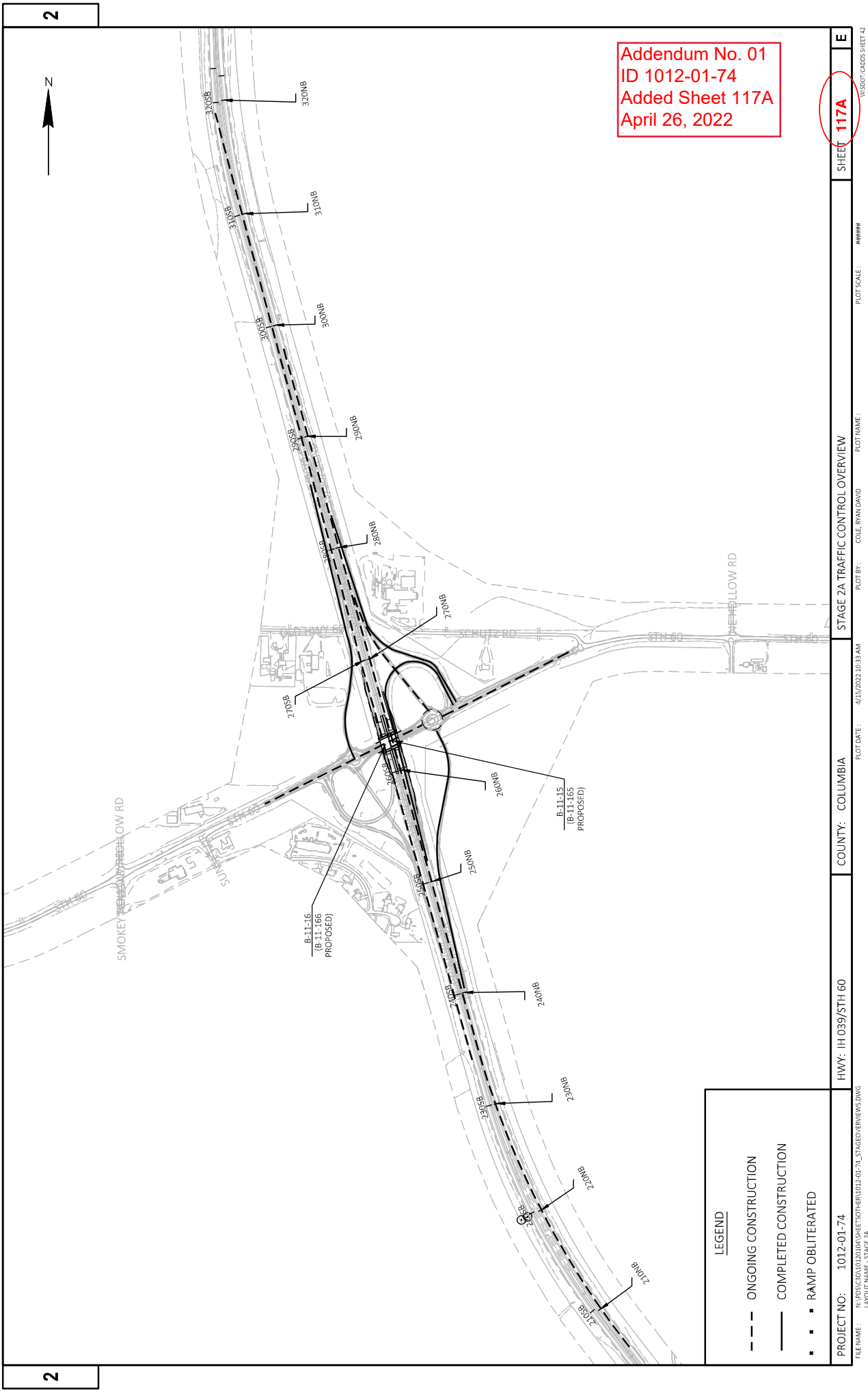
#####

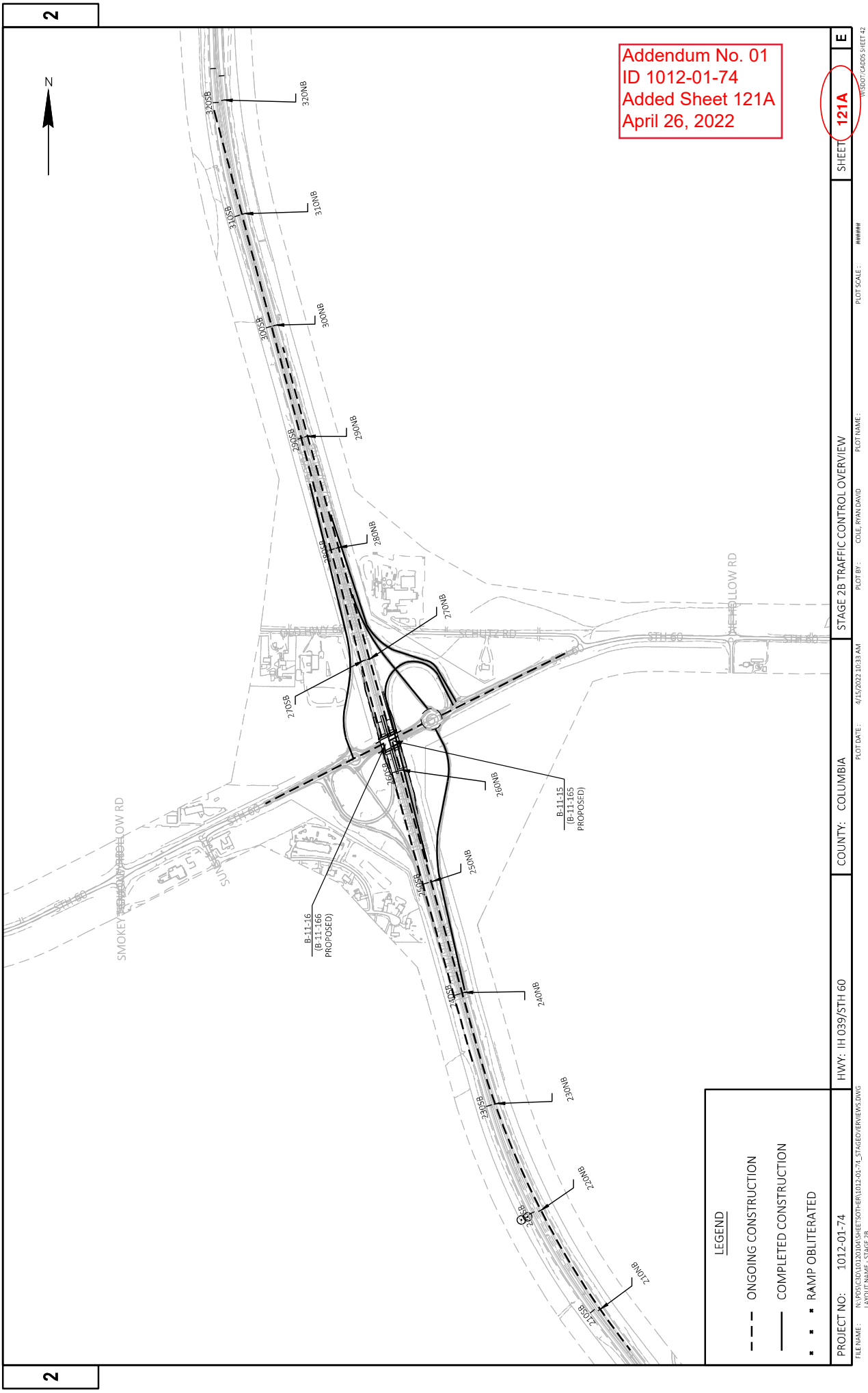
SHEET

110A

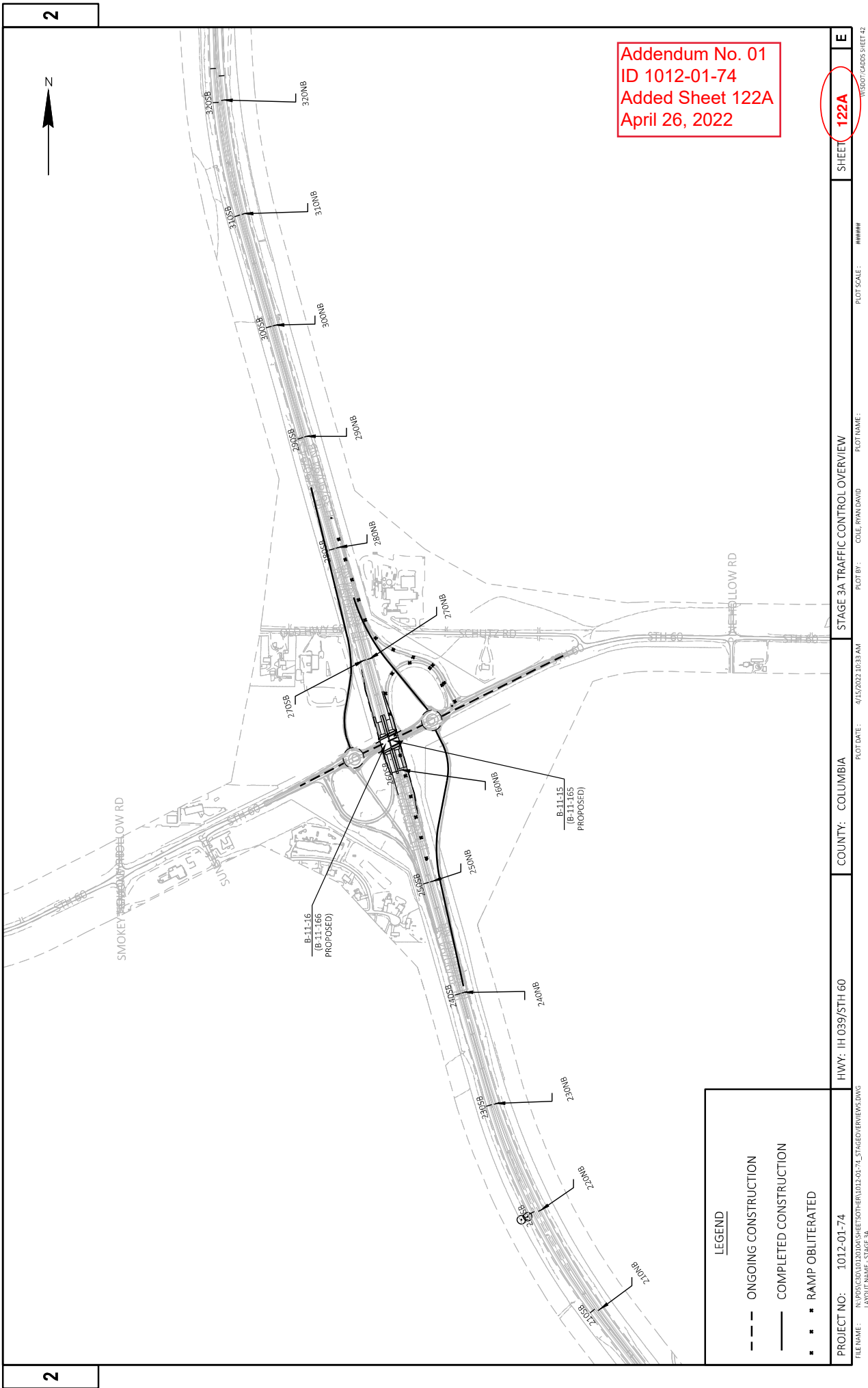
E

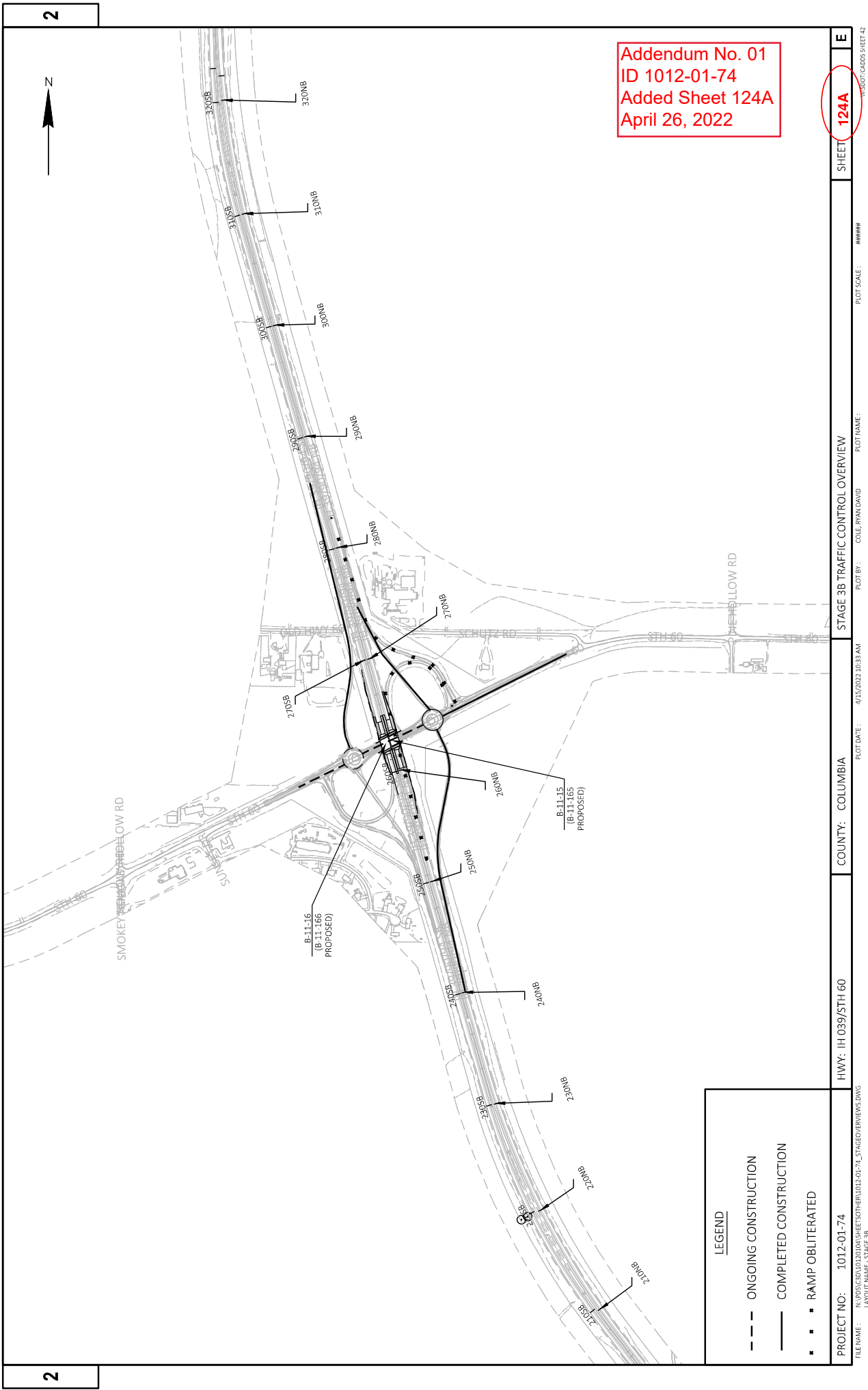
WISDOT/CADD/SHEET 42





Addendum No. 01
ID 1012-01-74
Added Sheet 121A
April 26, 2022





LEGEND

- ONGOING CONSTRUCTION
- COMPLETED CONSTRUCTION
- * * * RAMP OBLITERATED

PROJECT NO: 1012-01-74

HWY: IH 039/STH 60

COUNTY: COLUMBIA

STAGE 3B TRAFFIC CONTROL OVERVIEW

SHEET

124A

E

FILE NAME: N:\PDS\CDU\10120101\10120101\10120101-74_STAGE3B\VIEW\STAGE 3B

LAYOUT NAME: STAGE 3B

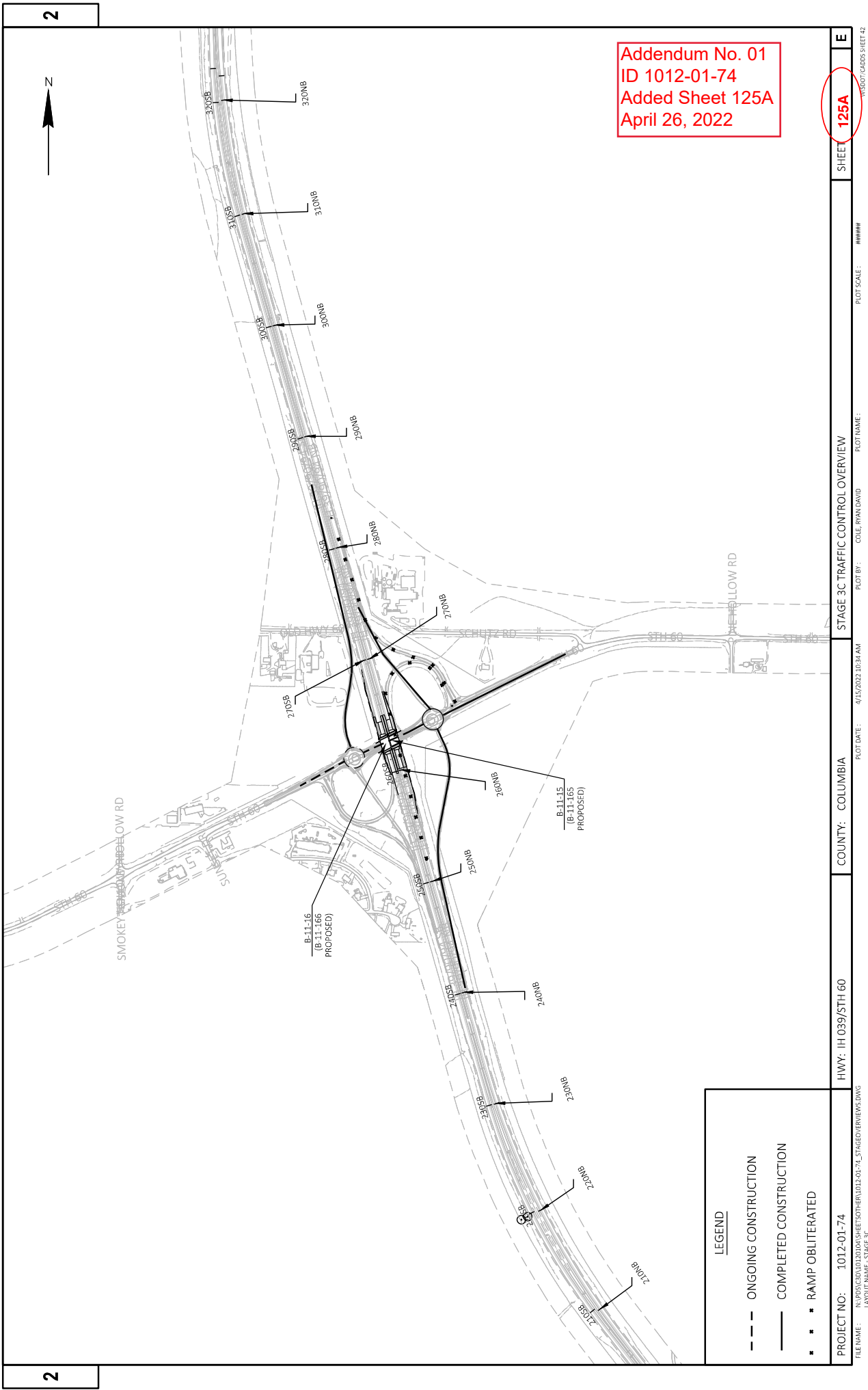
PLOT DATE: 4/15/2022 10:33 AM

PLOT BY: COLE, RYAN DAVID

####

PLOT SCALE:

WSS07/CADD S-SHEET 42

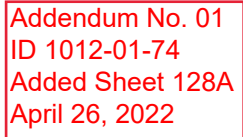


Addendum No. 01
ID 1012-01-74
Added Sheet 125A
April 26, 2022



Addendum No. 01
ID 1012-01-74
Added Sheet 125B
April 26, 2022

PROJECT NO: 1012-01-74	HWY: IH 039/STH 60	COUNTY: COLUMBIA	STAGE 3D TRAFFIC CONTROL OVERVIEW	SHEET 125B	E
FILE NAME: N:\PDS\3D\10120101\10120101\10120101-74_STAGE03\VIEW\5.DWG	LAYOUT NAME: STAGE 3D	DATE: 4/15/2022 10:34 AM	BY: COLE, RYAN DAVID	SCALE: #####	WSS07/CADD 5 SHEET 42



- - - ONGOING CONSTRUCTION
 _____ COMPLETED CONSTRUCTION
 * * * RAMP OBLITERATED

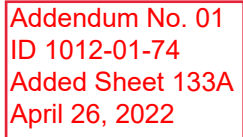
FILE NAME : N:\PDS\C3D\10120104\SHEET\OTHER\1012-01-74_STAGEOVERVIEW.S.DWG
LAYOUT NAME - STAGE 4

PLOT DATE: 4/15/2022 10:34 AM

PLOT BY : COLE, RYAN DAVID PLOT NAME :

PLOT SCALE : #####

WISDOT/CADDS SHEET 42



PROJECT NO:	1012-01-74	HWY:	IH 039/STH 60	COUNTY:	COLUMBIA	STAGE 5 TRAFFIC CONTROL OVERVIEW	SHEET	133A	E
<small> FILE NAME: N:\PROJECTS\1012-01-74\STAGE5\TRAFFIC\DWG STAGE 5 PLOT DATE: 4/15/2022 10:34 AM PLOT BY: COLE, RYAN DAVID PLOT NAME: #000000 PLOT SCALE: 1"=50.00' WSS007\CADPS SHEET 42 </small>									



Wisconsin Department of Transportation

April 27, 2022

Division of Transportation Systems Development

Bureau of Project Development
4822 Madison Yards Way, 4th Floor South
Madison, WI 53705

Telephone: (608) 266-1631
Facsimile (FAX): (608) 266-8459

NOTICE TO ALL CONTRACTORS:

Proposal #03: 1011-01-65, WISC 2022374
Madison - Portage
South County Line to Sth 60
IH 039
Columbia County

1012-01-74
Madison - Portage
Sth 60 Interchange, B-11-165 & 166
IH 039
Columbia County

Letting of May 10, 2022

This is Addendum No. 02, which provides for the following:

Special Provisions:

Added Special Provisions	
Article No.	Description
51	Notice to Contractor, Existing Pavement Thickness

Plan Sheets:

Revised Plan Sheets	
Plan Sheet	Plan Sheet Title (brief description of changes to sheet)
4-7	1011-01-65: Typical Sections- Added note clarifying the accuracy of the existing pavement thickness values.
4-5	1012-01-74: Typical Sections - Added note clarifying the accuracy of the existing pavement thickness values.

The responsibility for notifying potential subcontractors and suppliers of these changes remains with the prime contractor.

Sincerely,

Mike Coleman

Proposal Development Specialist
Proposal Management Section

ADDENDUM NO. 02
1011-01-65 & 1012-01-74
April 26, 2022

Special Provisions

51. Notice to Contractor, Existing Pavement Thickness.

All existing pavement thicknesses are approximate and shall be field verified. Any additional work due to varying thickness will be considered incidental to the affected work item(s).

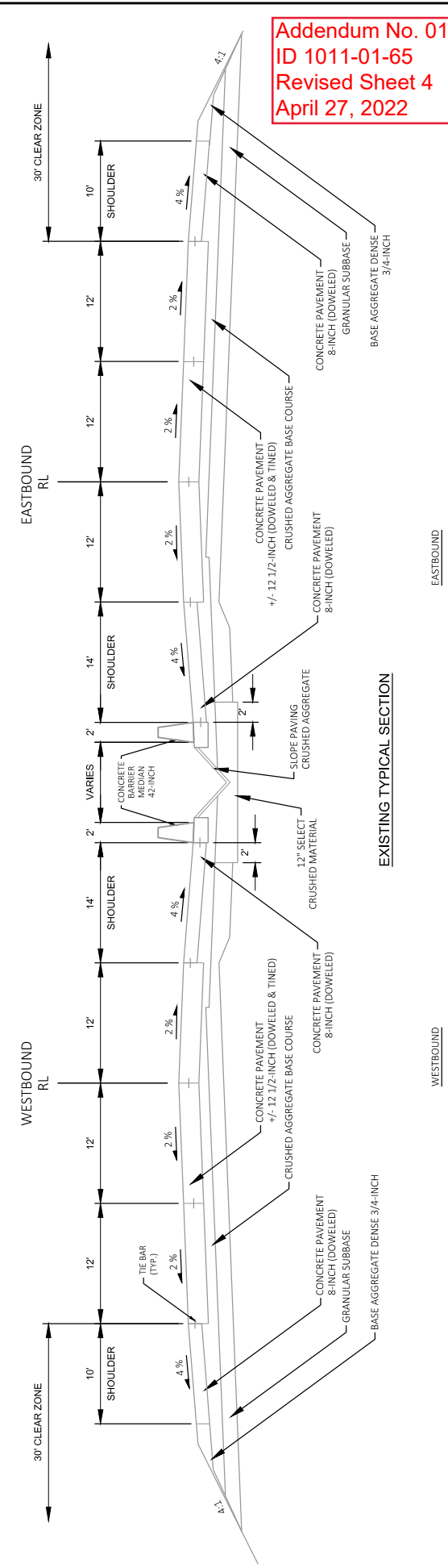
Plan Sheets

The following 8½ x 11-inch sheets are attached and made part of the plans for this proposal:

1011-01-65 Revised: 4, 5, 6, 7

1012-01-74 Revised: 4, 5

END OF ADDENDUM



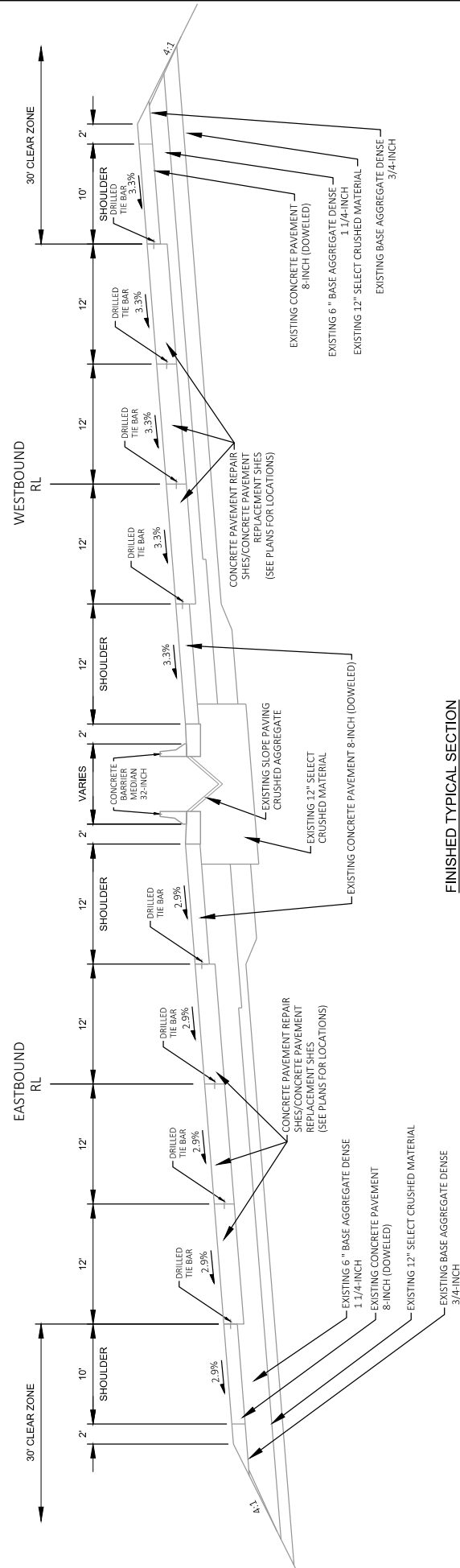
EASTBOUND

NOTE:
ALL EXISTING PAVEMENT THICKNESSES ARE APPROXIMATE AND SHALL BE FIELD VERIFIED. ANY ADDITIONAL WORK DUE TO VARYING THICKNESS WILL BE CONSIDERED INCIDENTAL TO THE AFFECTED WORK ITEM(S).



Addendum No. 01
ID 1011-01-65
Revised Sheet 5
April 27, 2022

NOTE:
ALL EXISTING PAVEMENT THICKNESSES ARE APPROXIMATE AND SHALL BE
FIELD VERIFIED PRIOR TO WORK. ANY WORK TO BE DONE THAT
WILL BE CONSIDERED INCIDENTAL TO THE AFFECTED WORK ITEMS.



FINISHED TYPICAL SECTION

EASTBOUND
STA. 1602+42'EB' - 1623+40'EB'

Addendum No. 01
ID 1011-01-65
Revised Sheet 7
April 27, 2022

PROJECT NO:	1011-01-65	HWY:	IH 39	COUNTY:	COLUMBIA	TYPICAL SECTIONS	E
FILE NAME:	C:\ONEDRIVE\ALCO DIRECTOR\VALCOM DIRECTOR\VAECOM DIRECTOR\VALARSON_ZACHARY_139 PATCHING_1011-01-30\900_CAD_GIS\910_CAD\GIS\1011-01-30_60_75\FINAL SHEETS\1011-01-30_60_75\FINAL\DWG\1011-01-30_60_75\FINAL\1011-01-30_60_75\FINAL.dwg						
PLOT NAME:	PLOT 1: ARBUCKLE ADRIAN PLOT SCALE: 1 IN=10 FT						
W80670-CADD-SHEET 42							

	SHEET	4	E
--	-------	---	---

PLOT SCALE : 1 IN:10 FT

WISDOT/CADDs SHEET 42

NOTE:



**TYPICAL EXISTING SECTION
AND SB ON/OFF-RAMPS TERMINALS
NO REFERENCE LINE**



Wisconsin Department of Transportation

April 28, 2022

**Division of Transportation Systems
Development**

Bureau of Project Development
4822 Madison Yards Way, 4th Floor South
Madison, WI 53705

Telephone: (608) 266-1631
Facsimile (FAX): (608) 266-8459

NOTICE TO ALL CONTRACTORS:

Proposal #03: 1011-01-65, WISC 2022374
Madison - Portage
South County Line to Sth 60
IH 039
Columbia County

1012-01-74
Madison - Portage
Sth 60 Interchange, B-11-165 & 166
IH 039
Columbia County

Letting of May 10, 2022

This is Addendum No. 03, which provides for the following:

Special Provisions:

Revised Special Provisions	
Article No.	Description
3	Prosecution and Progress

The responsibility for notifying potential subcontractors and suppliers of these changes remains with the prime contractor.

Sincerely,

Mike Coleman

Proposal Development Specialist
Proposal Management Section

ADDENDUM NO. 03
1011-01-65/1012-01-74
April 28, 2022

Special Provisions

3. Prosecution and Progress.

Replace paragraph eight with the following:

The department will not grant time extensions to the incentive/disincentive interim completion dates specified for the following:

1. Severe weather as specified in standard spec 108.10.2.2.
2. Labor disputes that are not industry wide.
3. Delays in material deliveries.

END OF ADDENDUM



Wisconsin Department of Transportation

May 5, 2022

Division of Transportation Systems Development

Bureau of Project Development
4822 Madison Yards Way, 4th Floor South
Madison, WI 53705

Telephone: (608) 266-1631
Facsimile (FAX): (608) 266-8459

NOTICE TO ALL CONTRACTORS:

Proposal #03: 1011-01-65, WISC 2022 374
Madison - Portage
South County Line to STH 60
IH 039
Columbia County

1012-01-74, N/A
Madison - Portage
STH 60 Interchange, B-11-165 & 166
IH 039
Columbia County

Letting of May 10, 2022

This is Addendum No. 04, which provides for the following:

Special Provisions:

Added Special Provisions	
Article No.	Description
51	Added special provision 51 outlining the requirements for completing work on new special provision item SPV. 0060.15 Emergency Response to Pavement Repairs.

Schedule of Items:

Revised Bid Item Quantities					
Bid Item	Item Description	Unit	Old Quantity	Revised Quantity	Proposal Total
416.1715	Concrete Pavement Repair SHES	SY	4,915	1,279	6,194
690.0250	Sawing Concrete	LF	41,404	1,898	43,302

Added Bid Item Quantities					
Bid Item	Item Description	Unit	Old Quantity	Revised Quantity	Proposal Total
465.0110	Asphaltic Surface Patching	Ton	0	20	20
SPV.0060.15	Emergency Response to Pavement Repairs	Each	0	10	10

Plan Sheets:

Revised Plan Sheets – 1011-01-65	
Plan Sheet	Plan Sheet Title (brief description of changes to sheet)
21	Updated Miscellaneous Quantity Sheet

Revised Plan Sheets – 1012-01-74	
Plan Sheet	Plan Sheet Title (brief description of changes to sheet)
215	Moved item 465.0475 onto added plan sheet 214A to match item numbering conventions.

Added Plan Sheets – 1012-01-74	
Plan Sheet	Plan Sheet Title (brief description of why sheet was added)
214A	Added Misc. Quantity sheet to display quantities of the 2 added items associated with the emergency pavement repairs.

The responsibility for notifying potential subcontractors and suppliers of these changes remains with the prime contractor.

Sincerely,

Mike Coleman

Proposal Development Specialist
Proposal Management Section

ADDENDUM NO. 04
1011-01-65/1012-01-74
May 5, 2022

Special Provisions

51. Emergency Response to Pavement Repairs, Item SPV.0060.15.

A Description

This special provision describes providing prompt response to an emergency repair request of damaged or deteriorated concrete or HMA pavement located on IH 39 or an IH 39 ramp. The provisions of this article will not be applicable during a project's winter shutdown period.

B Materials (Vacant)

C Construction

The contractor shall provide staff, equipment, and materials to the incident site within 45 minutes of receiving a repair request from the responding agency. The contractor shall consult with the department's representative on potential repair or replacement options to restore the damaged or deteriorated pavement section to a safe and drivable condition. Staff and equipment deployed shall be capable of completing the needed repairs as quickly as possible once repair work is started. The contractor shall provide a time log of when the repair request was received and when staff arrived at the incident site. This information shall be submitted to the engineer, for verification, within 24 hours of the repair completion.

Contact information for the contractor's responsible party (the person or persons in charge of coordinating and completing repair efforts) shall be submitted to the engineer at the pre-construction meeting. This person(s) shall be available 24/7 during the duration of this contract. The contact information for the department's representative will be supplied to the contractor at the pre-construction meeting.

If the contractor fails to be on-site of an incident with appropriate staff and equipment within 45 minutes of receiving a repair request, the department will assess the contractor \$2500 in liquidated damages for each 15-minute interval that the contractor is not present following the allotted 45-minute response time. Increments of 15 minutes or less will be assessed as a 15-minute increment. The engineer, or designated representative, will be the sole authority in determining assessable 15-minute increments. Liquidated damages will be assessed under the administrative item Failing to Open Road to Traffic.

Additional traffic control measures may be required depending on the severity and duration of the incident. The contractor shall provide any needed traffic control measures as directed by the department's representative.

D Measurement

The department will measure Emergency Response to Pavement Repairs as each individual response, acceptably completed.

E Payment

The department will pay for measured quantities at the contract unit price under the following bid item:

ITEM NUMBER	DESCRIPTION	UNIT
SPV.0060.15	Emergency Response to Pavement Repairs	EACH

Payment is full compensation for providing prompt response to an emergency repair request for damaged or deteriorated concrete or HMA pavement located within the project's construction limits.

The cost of providing the appropriate level of on-call staff, equipment, and materials for 24/7 incident response shall be included in the Mobilization bid item for this project.

The department will pay for concrete pavement or HMA pavement repairs under the respective concrete pavement or HMA pavement bid items in the contract.

The department will pay for any additional traffic control measures, if required, under the respective traffic control bid items in the contract.

(5/6/2019)

Schedule of Items

Attached, dated May 5, 2022, are the revised Schedule of Items Pages 4, 19, and 21.

Plan Sheets

The following 8½ x 11-inch sheets are attached and made part of the plans for this proposal:

1011-01-65

Revised: 21

1012-01-74

Revised: 215

Added: 214A

END OF ADDENDUM

CONCRETE PAVEMENT

STATION	TO	STATION	416.0610 DRILLED TIE BARS	416.0620 DRILLED DOWEL BARS	416.1715 CONCRETE PAVEMENT REPAIR SHES	416.1725 CONCRETE PAVEMENT REPLACEMENT SHES	690.0250 SAWING CONCRETE	COMMENT
1570+70'WB'	-	1594+00'WB'	0	16	11	--	40	STAGE 1A
1594+00'WB'	-	1623+00'WB'	0	16	12	--	41	
1623+00'WB'	-	1652+00'WB'	0	0	--	--	--	
1652+00'WB'	-	1681+00'WB'	0	32	23	--	82	
1681+00'WB'	-	1710+00'WB'	0	48	34	--	122	
1710+00'WB'	-	1739+00'WB'	0	32	25	--	84	
1739+00'WB'	-	1750+00'WB'	0	48	33	--	120	
'WB' STAGE 1A TOTALS			0	192	138	0	489	
1570+70'WB'	-	1594+00'WB'	161	912	650	188	2,593	STAGE 1B
1594+00'WB'	-	1623+00'WB'	320	576	392	426	2,064	
1623+00'WB'	-	1652+00'WB'	19	288	213	26	788	
1652+00'WB'	-	1681+00'WB'	155	304	186	207	1,079	
1681+00'WB'	-	1710+00'WB'	264	256	154	353	1,184	
1710+00'WB'	-	1739+00'WB'	192	736	516	256	2,235	
1739+00'WB'	-	1750+00'WB'	34	592	420	46	1,565	
'WB' STAGE 1B TOTALS			1,145	3,664	2,531	1,502	11,508	
'WB' TOTALS			1,145	3,856	2,669	1,502	11,997	
1570+75'EB'	-	1594+00'EB'	0	32	22	--	79	STAGE 2A
1594+00'EB'	-	1623+00'EB'	21	16	--	28	65	
1623+00'EB'	-	1652+00'EB'	0	0	--	--	--	
1652+00'EB'	-	1681+00'EB'	0	0	--	--	--	
1681+00'EB'	-	1710+00'EB'	0	0	--	--	--	
1710+00'EB'	-	1739+00'EB'	0	16	11	--	40	
1739+00'EB'	-	1750+00'EB'	--	--	--	--	--	
'EB' STAGE 2A TOTALS			21	64	33	28	184	
1570+75'EB'	-	1594+00'EB'	--	384	318	--	1030	STAGE 2B
1594+00'EB'	-	1623+00'EB'	174	256	168	233	962	
1623+00'EB'	-	1652+00'EB'	189	528	353	252	1,681	
1652+00'EB'	-	1681+00'EB'	374	656	419	499	2,334	
1681+00'EB'	-	1710+00'EB'	402	544	340	535	2,145	
1710+00'EB'	-	1739+00'EB'	117	832	617	157	2,375	
1739+00'EB'	-	1750+00'EB'	146	336	241	195	1,126	
'EB' STAGE 2B TOTALS			1,402	3,536	2,456	1,871	11,653	
'EB' TOTALS			1,423	3,600	2,489	1,899	11,837	
UNDISTRIBUTED			514	1,491	776	680	4,387	
PROJECT TOTALS			3,082	8,947	5,934	4,081	28,221	

Addendum No. 04
ID 1011-01-65
Revised Sheet 21
May 5, 2022

** PATCHING TO BE EXTENDED 4 FEET PAST EXISTING
TRANSVERSE JOINT. PATCHES SHALL BE 8-FEET MINIMUM.
***ALL ITEMS CATEGORY 0010 UNLESS OTHERWISE NOTED.

ASPHALT CENTERLINE RUMBLE STRIPS

		465.0475		ASPHALT CENTERLINE RUMBLE STRIPS 2-LANE RURAL		REMARKS
CATEGORY	STATION	TO	STATION	LOCATION	LF	
0010	42+42		47+78		536	
	76+97		90+06		1,309	
PROJECT ID 1012-01-74 TOTAL:						1,845

Addendum No. 04
ID 1012-01-74
Added Sheet 124A
May 5, 2022

EMERGENCY RESPONSE TO PAVEMENT REPAIRS

		465.0110		SPV.0060.15		REMARKS
CATEGORY	LOCATION	ASPHALTIC SURFACE PATCHING	TON	SPECIAL (EMERGENCY RESPONSE TO PAVEMENT REPAIRS)	EACH	
0010	NB IH 39		10		5	
	SB IH 39		10		5	
PROJECT ID 1012-01-74 TOTAL:				20	10	

PROJECT NO: 1012-01-74

HWY: IH 039

COUNTY: COLUMBIA

MISCELLANEOUS QUANTITIES

SHEET: 124A

E

FILE NAME : C:\BoxDrive\Box\TSD-Projects-SWFR-Projects-State\Design\10120104\Design\QuantityEstimate\Misc.Q

PLOT DATE : May 4, 2022

PLOT BY : R.D.C.

PLOT NAME : MQ Sheets

PLOT SCALE : 1:1

*ADDITIONAL QUANTITIES LISTED ELSEWHERE.

CROSSDRAIN CULVERT PIPES

Moved Misc. Quantity table for item
465.0475 to Added Sheet 124A

CATEGORY	STATION	LOCATION	CY	18-INCH		30-INCH		36-INCH		19X30-INCH		29X45-INCH		19X30-INCH		29X45-INCH		MARKERS CULVERT END	REMARKS
				EACH	LF	EACH	LF	EACH	LF	EACH	LF	EACH	LF	EACH	LF	EACH	LF		
0010	241'NB'+77	IH 39 NB	-	1	16	-	-	-	-	-	-	-	-	-	-	-	-	1	1057.80 1057.11 0.031
	244'NB'+77	IH 39 NB	-	1	16	-	-	-	-	-	-	-	-	-	-	-	-	1	1058.70 1058.44 0.012
	247'NB'+77	IH 39 NB	-	1	36	-	-	-	-	-	-	-	-	-	-	-	-	1	1059.75 1059.50 0.024
	259'NB'+76	IH 39 NB	-	1	28	-	-	-	-	-	-	-	-	-	-	-	-	1	1081.40 1080.12 0.007
	266'NB'+78	IH 39 NB	-	1	12	-	-	-	-	-	-	-	-	-	-	-	-	1	1084.52 1094.20 0.018
	250'SB'+54	IH 39 SB	-	1	12	-	-	-	-	-	-	-	-	-	-	-	-	1	1060.33 1059.38 0.053
4.2	273'SB'+15	IH 39 SB	-	1	44	-	-	-	-	-	-	-	-	-	-	-	-	1	1101.90 1101.54 0.007
	276'SB'+77	IH 39 SB	-	1	20	-	-	-	-	-	-	-	-	-	-	-	-	1	1109.25 1109.04 0.008
	54+74	STH 60	-	-	-	-	-	-	-	-	-	-	-	-	-	-	-	2	1063.58 1062.80 0.005 3 PIPES AT 96 FT EACH
	58+36	STH 60	-	-	-	-	-	-	-	-	-	-	-	-	-	-	-	2	1065.00 1063.88 0.010
-	62+42	STH 60	-	-	-	-	-	-	-	-	-	-	-	-	-	-	-	1	1068.72 1067.62 0.011
	65+65	STH 60	-	-	-	-	-	-	-	-	-	-	-	-	-	-	-	2	1072.60 1071.20 0.010
	254'NB'+00	IH 39 NB OFF RAMP	-	-	-	-	-	-	-	-	-	-	-	-	-	-	-	2	1059.20 1058.80 0.006
	264'NB'+50	IH 39 NB ON RAMP	-	-	-	-	-	-	-	-	-	-	-	-	-	-	-	2	1071.65 1065.07 0.084
259'SN'+00	IH 39 SB ON RAMP	-	-	-	-	-	-	-	-	-	-	-	-	-	-	-	-	2	1062.10 1061.60 0.005
PROJECT ID 1012-01-74 TOTAL:			4	8	140	44	88	72	72	7	1	4	569	140	2	5	2	21	

Addendum No. 04
ID 1012-01-74
Revised Sheet 125
May 5, 2022

TEMPORARY SHORING

511.1100 TEMPORARY SHORING						
CATEGORY	STAGE	STATION	TO	STATION	LOCATION	REMARKS
0010	STAGE 1A - STH 60	59+41	-	60+93	RT	557
		59+49	-	61+08	LT	744
PROJECT ID 1012-01-74 TOTAL:						1,301

PROJECT NO: 1012-01-74

HWY: IH 039

COUNTY: COLUMBIA

MISCELLANEOUS QUANTITIES

SHEET: 125

E

FILE NAME : C:\BoxDrive\TSD-Projects-Public\SWR-Projects-State\Design\10120104\Design\QuantityEstimate\Misc-Q

PLOT DATE : May 4, 2022

PLOT BY : R.D.C.

PLOT NAME : MQ Sheets

PLOT SCALE : 1:1



Proposal Schedule of Items

Page 4 of 21

Proposal ID: 20220510003 Project(s): 1011-01-65, 1012-01-74

Federal ID(s): N/A, WISC 2022374

SECTION: 0001

Contract Items

Alt Set ID:

Alt Mbr ID:

Proposal Line Number	Item ID Description	Approximate Quantity and Units	Unit Price	Bid Amount
0094	416.1110 Concrete Shoulder Rumble Strips	8,587.000 LF	_____.	_____.
0096	416.1715 Concrete Pavement Repair SHES	6,194.000 SY	_____.	_____.
0098	416.1725 Concrete Pavement Replacement SHES	4,831.000 SY	_____.	_____.
0100	450.4000 HMA Cold Weather Paving	3,510.000 TON	_____.	_____.
0102	455.0605 Tack Coat	1,150.000 GAL	_____.	_____.
0104	460.2000 Incentive Density HMA Pavement	2,190.000 DOL	1.00000	2,190.00
0106	460.5224 HMA Pavement 4 LT 58-28 S	1,060.000 TON	_____.	_____.
0108	460.6224 HMA Pavement 4 MT 58-28 S	3,370.000 TON	_____.	_____.
0110	465.0125 Asphaltic Surface Temporary	1,540.000 TON	_____.	_____.
0112	465.0315 Asphaltic Flumes	61.000 SY	_____.	_____.
0114	465.0400 Asphaltic Shoulder Rumble Strips	1,200.000 LF	_____.	_____.
0116	465.0425 Asphaltic Shoulder Rumble Strips 2-Lane Rural	6,848.000 LF	_____.	_____.
0118	465.0475 Asphalt Centerline Rumble Strips 2-Lane Rural	1,845.000 LF	_____.	_____.
0120	502.0100 Concrete Masonry Bridges	1,386.000 CY	_____.	_____.
0122	502.3200 Protective Surface Treatment	2,424.000 SY	_____.	_____.
0124	502.3210 Pigmented Surface Sealer	274.000 SY	_____.	_____.



Proposal Schedule of Items

Page 19 of 21

Proposal ID: 20220510003 Project(s): 1011-01-65, 1012-01-74

Federal ID(s): N/A, WISC 2022374

SECTION: 0001

Contract Items

Alt Set ID:

Alt Mbr ID:

Proposal Line Number	Item ID Description	Approximate Quantity and Units	Unit Price	Bid Amount
0556	673.1225.S Install Pole Mounted Cabinet	1.000 EACH	_____.	_____.
0558	674.0300 Remove Cable	4,085.000 LF	_____.	_____.
0560	675.0300 Install Mounted Controller Microwave Detector Assembly	2.000 EACH	_____.	_____.
0562	677.0150 Install Camera Pole 50-FT	1.000 EACH	_____.	_____.
0564	677.0200 Install Camera Assembly	1.000 EACH	_____.	_____.
0566	677.9051.S Removing 50-FT Camera Pole	1.000 EACH	_____.	_____.
0568	677.9200.S Removing CCTV Camera	1.000 EACH	_____.	_____.
0570	678.0006 Install Fiber Optic Cable Outdoor Plant 6-CT	1,090.000 LF	_____.	_____.
0572	678.0300 Fiber Optic Splice	4.000 EACH	_____.	_____.
0574	678.0400 Fiber Optic Termination	6.000 EACH	_____.	_____.
0576	678.0500 Communication System Testing	LS	LUMP SUM	_____.
0578	678.0600 Install Ethernet Switches	1.000 EACH	_____.	_____.
0580	690.0150 Sawing Asphalt	3,858.000 LF	_____.	_____.
0582	690.0250 Sawing Concrete	43,302.000 LF	_____.	_____.
0584	715.0502 Incentive Strength Concrete Structures	500.000 DOL	1.00000	500.00
0586	ASP.1T0A On-the-Job Training Apprentice at \$5.00/HR	300.000 HRS	5.00000	1,500.00



Proposal Schedule of Items

Page 21 of 21

Proposal ID: 20220510003 Project(s): 1011-01-65, 1012-01-74

Federal ID(s): N/A, WISC 2022374

SECTION: 0001

Contract Items

Alt Set ID:

Alt Mbr ID:

Proposal Line Number	Item ID Description	Approximate Quantity and Units	Unit Price	Bid Amount
0616	SPV.0060 Special 13. Temporary Lighting System Northbound Ramp Terminal	1.000 EACH	_____.	_____.
0618	SPV.0060 Special 14. Construction Staking Roundabout Terminal	1.000 EACH	_____.	_____.
0620	SPV.0090 Special 01. Drain Slotted Vane Longitudinal	1,020.000 LF	_____.	_____.
0622	SPV.0090 Special 02. Fill and Restore Existing Concrete Rumble Strips	20,743.000 LF	_____.	_____.
0624	SPV.0090 Special 03. Concrete Barrier Temporary Precast Left in Place	3,904.000 LF	_____.	_____.
0626	SPV.0165 Special 01. Temporary Wall Wire Faced Mechanically Stabilized Earth	1,657.000 SF	_____.	_____.
0628	SPV.0165 Special 02. Wall Concrete Panel Mechanically Stabilized Earth	6,795.000 SF	_____.	_____.
0630	465.0110 Asphaltic Surface Patching	20.000 TON	_____.	_____.
0632	SPV.0060 Special 15. Emergency Response to Pavement Repairs	10.000 EACH	_____.	_____.
Section: 0001			Total:	_____.
			Total Bid:	_____.



Wisconsin Department of Transportation

May 6, 2022

Division of Transportation Systems Development

Bureau of Project Development
4822 Madison Yards Way, 4th Floor South
Madison, WI 53705

Telephone: (608) 266-1631
Facsimile (FAX): (608) 266-8459

NOTICE TO ALL CONTRACTORS:

Proposal #03: 1011-01-65, WISC 2022 374
Madison - Portage
South County Line to Sth 60
IH 039
Columbia County

1012-01-74
Madison - Portage
Sth 60 Interchange, B-11-165 & 166
IH 039
Columbia County

Letting of May 10, 2022

This is Addendum No. 05, which provides for the following:

Schedule of Items:

Added Bid Item Quantities					
Bid Item	Item Description	Unit	Old Quantity	Revised Quantity	Proposal Total
415.0410	Concrete Pavement Approach Slab	SY	0	416	416

Plan Sheets:

Revised Plan Sheets	
Plan Sheet	Plan Sheet Title (brief description of changes to sheet)
211	Added item 415.0410 Concrete Pavement Approach Slab into Misc. Quantity Table for Concrete Item Quantities.
212	Added item 415.0410 Concrete Pavement Approach Slab into Misc. Quantity Table for Concrete Item Quantities Continued.

The responsibility for notifying potential subcontractors and suppliers of these changes remains with the prime contractor.

Sincerely,

Mike Coleman

Proposal Development Specialist
Proposal Management Section

Schedule of Items

Attached, dated May 6, 2022, are the revised Schedule of Items Page 21.

Plan Sheets

The following 8½ x 11-inch sheets are attached and made part of the plans for this proposal:

Revised: 211, 212.

The responsibility for notifying potential subcontractors and suppliers of these changes remains with the prime contractor.

Sincerely,

Mike Coleman

Proposal Development Specialist
Proposal Management Section

END OF ADDENDUM

1-74

Sheet 211

22

*ADDITIONAL QUANTITIES LISTED ELSEWHERE.

CATEGORY	STAGE	STATION	TO	STATION	LOCATION	* 405.0100 COLORING CONCRETE WISDOT RED CY	415.0080 CONCRETE PAVEMENT 8-INCH SY	415.0125 CONCRETE PAVEMENT 12 1/2-INCH SY	CONCRETE ITEMS							REMARKS				
						415.0410 CONCRETE PAVEMENT APPROACH SLAB SY	415.1080 CONCRETE PAVEMENT HES 8-INCH SY	415.4100 CONCRETE PAVEMENT JOINT FILLING SY	416.0512 CONCRETE TRUCK APRON 12-INCH SY	416.0610 DRILLED TIE BARS EACH	416.0620 DRILLED DOWEL BARS EACH	416.1715 CONCRETE PAVEMENT REPAIR SHES SY	416.1725 CONCRETE PAVEMENT REPLACEMENT SHES SY							
0010	STAGE 1 - IH 39	263'SB*60			AT PATCH LOCATION	-	-	-	-	-	-	-	6	24	-	-				
		265'SB*75			AT PATCH LOCATION	-	-	-	-	-	-	-	8	21	-	-				
		268'SB*40			AT PATCH LOCATION	-	-	-	-	-	-	-	34	-	47	-				
		268'SB*75			AT PATCH LOCATION	-	-	-	-	-	-	-	6	8	-	-				
		272'SB*50			AT PATCH LOCATION	-	-	-	-	-	-	-	8	11	-	-				
		273'SB*75			AT PATCH LOCATION	-	-	-	-	-	-	-	6	8	-	-				
		280'SB*40			AT PATCH LOCATION	-	-	-	-	-	-	-	8	20	-	-				
		265'NB*60			AT PATCH LOCATION	-	-	-	-	-	-	-	12	32	-	-				
		265'NB*60			AT PATCH LOCATION	-	-	-	-	-	-	-	14	-	20	-				
		270'NB*25			AT PATCH LOCATION	-	-	-	-	-	-	-	10	27	-	-				
		274'NB*50			AT PATCH LOCATION	-	-	-	-	-	-	-	24	-	50	-				
		276'NB*20			AT PATCH LOCATION	-	-	-	-	-	-	-	10	13	-	-				
		276'NB*60			AT PATCH LOCATION	-	-	-	-	-	-	-	20	-	27	-				
		277'NB*10			AT PATCH LOCATION	-	-	-	-	-	-	-	6	8	-	-				
		277'NB*45			AT PATCH LOCATION	-	-	-	-	-	-	-	8	11	-	-				
		278'NB*10			AT PATCH LOCATION	-	-	-	-	-	-	-	8	11	-	-				
	STAGE 1 - IH 39 TOTAL:	279'NB*50			AT PATCH LOCATION	-	-	-	-	-	-	-	6	8	-	-				
		280'NB*45			AT PATCH LOCATION	-	-	-	-	-	-	-	6	8	-	-				
		280'NB*75			AT PATCH LOCATION	-	-	-	-	-	-	-	8	20	-	-				
		283'NB*40			AT PATCH LOCATION	-	-	-	-	-	-	-	8	20	-	-				
		284'NB*75			AT PATCH LOCATION	-	-	-	-	-	-	-	10	-	-	-				
		285'NB*40			AT PATCH LOCATION	-	-	-	-	-	-	-	8	20	-	-				
		285'NB*55			AT PATCH LOCATION	-	-	-	-	-	-	-	6	8	-	-				
		285'NB*75			AT PATCH LOCATION	-	-	-	-	-	-	-	6	20	-	-				
		246'NB*61			AT PATCH LOCATION	-	-	-	-	-	-	-	98	-	127	-				
		247'SB*21			AT PATCH LOCATION	-	-	-	-	-	-	-	1,078	-	-	-				
		256'NB*13			AT PATCH LOCATION	-	-	-	-	-	-	-	232	-	302	-				
		264'SB*50			AT PATCH LOCATION	-	-	-	-	-	-	-	132	-	172	-				
		265'SB*91			AT PATCH LOCATION	-	-	-	-	-	-	-	402	-	-	-				
		268'SB*45			AT PATCH LOCATION	-	-	-	-	-	-	-	18	-	-	-				
		273'SB*50			AT PATCH LOCATION	-	-	-	-	-	-	-	18	-	-	-				
	STAGE 1A - IH 39 TOTAL:	240'NB*10			RT	-	1,370	-	-	-	-	-	2,188	261	-	745	IH 39 SB IH 39 NB IH 39 SB IH 39 NB			
		237'NB*50			LT	-	1,410	-	-	-	-	-	576	-	-	-				
		273'SB*50			RT	-	1,860	-	-	-	-	-	816	-	-	-				
		273'NB*50			LT	-	2,060	-	-	-	-	-	800	-	-	-				
		STAGE 1A - STH 60	54+50	62+00	LT/RT	-	1300	-	-	-	1300	-	-	-	-	-				
		STAGE 1A - STH 60	62+00	69+00	LT/RT	26	1960	-	-	-	1960	77	-	-	-	-				
		STAGE 1A - STH 60 TOTAL:				0	6,700	0	0	0	0	0	2,768	0	0	0				
		240'NB*10			RT	-	828	-	-	-	-	-	0	0	-	-				
		276'SB*80			LT	-	1073	-	-	-	-	-	196	-	-	-				
		245'NB*40			LT/RT	-	643	-	-	-	-	-	248	-	-	-				
		247'NB*38			RT	-	2406	-	-	-	-	-	95	-	-	-				
		264'SX*02			LT	-	1732	-	-	-	-	-	-	-	-	-				
		274'SX*41			LT/RT	-	650	-	-	-	-	-	248	-	-	-				
		STAGE 1B TOTAL:				0	7332	0	0	0	0	0	787	0	0	0				
		STAGE 1 TOTAL:				26	17292	0	2030	3260	77	5743	844	261	-	745				
PROJECT NO: 1012-01-74						COUNTY: COLUMBIA					MISCELLANEOUS QUANTITIES					HWY: IH 039		SHEET: 211		E

FILE NAME : C:\BoxDrv\Box\DTSD-Projects-Public\SWR-Projects-State\Design\10\2010104\Design\QuantityEstimate\MiscQ
PLOT DATE : May 6, 2022
PLOT BY : R.D.C.
PLOT NAME : MQ Sheets
PLOT SCALE : 1"



Proposal Schedule of Items

Page 21 of 21

Proposal ID: 20220510003 Project(s): 1011-01-65, 1012-01-74

Federal ID(s): N/A, WISC 2022374

SECTION: 0001

Contract Items

Alt Set ID:

Alt Mbr ID:

Proposal Line Number	Item ID Description	Approximate Quantity and Units	Unit Price	Bid Amount
0616	SPV.0060 Special 13. Temporary Lighting System Northbound Ramp Terminal	1.000 EACH	_____.	_____.
0618	SPV.0060 Special 14. Construction Staking Roundabout Terminal	1.000 EACH	_____.	_____.
0620	SPV.0090 Special 01. Drain Slotted Vane Longitudinal	1,020.000 LF	_____.	_____.
0622	SPV.0090 Special 02. Fill and Restore Existing Concrete Rumble Strips	20,743.000 LF	_____.	_____.
0624	SPV.0090 Special 03. Concrete Barrier Temporary Precast Left in Place	3,904.000 LF	_____.	_____.
0626	SPV.0165 Special 01. Temporary Wall Wire Faced Mechanically Stabilized Earth	1,657.000 SF	_____.	_____.
0628	SPV.0165 Special 02. Wall Concrete Panel Mechanically Stabilized Earth	6,795.000 SF	_____.	_____.
0630	465.0110 Asphaltic Surface Patching	20.000 TON	_____.	_____.
0632	SPV.0060 Special 15. Emergency Response to Pavement Repairs	10.000 EACH	_____.	_____.
0634	415.0410 Concrete Pavement Approach Slab	416.000 SY	_____.	_____.
Section: 0001			Total:	_____.
			Total Bid:	_____.

