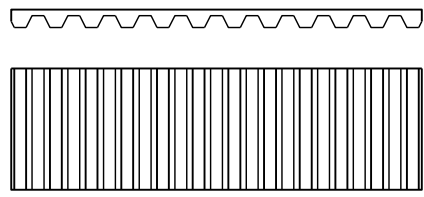



SECTION THRU FORMLINER


⚠ STRUCTURAL CONCRETE CAN ONLY BE ASSUMED TO TO THIS LINE. PROVIDE ADDITIONAL STRUCTURE SIZE AS NECESSARY TO MAINTAIN MINIMUM FULL STRUCTURAL CONCRETE DIMENSIONS AS INDICATED ON THE STANDARDS.



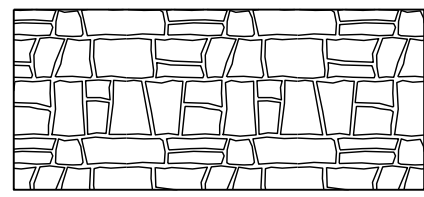
BROKEN RIB
 FORMLINER THICKNESS = $3" \pm \frac{1}{2}"$
 WIDTH = $2" \pm \frac{1}{2}"$
 MAX. RELIEF = $2" \pm \frac{1}{2}"$




FIELD STONE - RANDOM
 FORMLINER THICKNESS = $3\frac{1}{2}"$
 SIZES BETWEEN $6"$ & $24"$
 MAX. RELIEF = $2\frac{1}{2}"$



RECTANGULAR BRICK
 FORMLINER THICKNESS = $2"$
 SIZE = VARIES
 MAX. RELIEF = $1"$



RUSTIC ASHLAR
 FORMLINER THICKNESS = $3"$
 SIZE = $8"$ TO $32"$
 MAX. RELIEF = $2"$



RECTANGULAR CUT STONE
 FORMLINER THICKNESS = $4"$ TO $5\frac{1}{2}"$
 COURSE HEIGHT = $\pm 2"$
 MAX. RELIEF = $3"$ TO $4\frac{1}{2}"$

WARNING
 FORMLINER SHOWN ON THIS STANDARD IS A NON-PARTICIPATING AMENITY (CSD).

RETAINING WALL NOTES

FORMLINER COURSING ON RETAINING WALLS SHALL BE LEVEL.

ABUTMENT NOTES

FORMLINER COURSING ON ABUTMENTS AND WINGS SHALL BE LEVEL.

THE FORMLINER COURSING ON THE WINGS SHALL BE VERTICALLY ALIGNED WITH THE FORMLINER COURSING ON THE FRONT OF THE ABUTMENT.

THE FORMLINER PATTERN SHALL BE CONTINUOUS ACROSS CONSTRUCTION JOINTS.

WRAPAROUND/MATCH FORMLINER PATTERN AT CORNERS.

PIER NOTES

FORMLINER COURSING ON PIERS SHALL BE LEVEL.

THE FORMLINER COURSING ON ALL FACES OF EACH COLUMN SHALL BE VERTICALLY ALIGNED.


SPACE ADJACENT PORTIONS OF FORMLINER ON SLOPED FACE SO THAT COURSING IS ALIGNED VERTICALLY WITH COURSING ON VERTICAL FACE.

THE FORMLINER PATTERN SHALL BE CONTINUOUS ACROSS CONSTRUCTION JOINTS.

WRAPAROUND/MATCH FORMLINER PATTERN AT CORNERS.

PARAPET NOTES

FORMLINER COURSING ON PARAPETS SHALL BE PARALLEL TO TOP OF PARAPET.

FORMLINER DETAILS	
 BUREAU OF STRUCTURES	DATE: 7-24
APPROVED: <i>Laura Shadewald</i>	