

# Impaired Driving Crashes in Wisconsin



## Did you know...

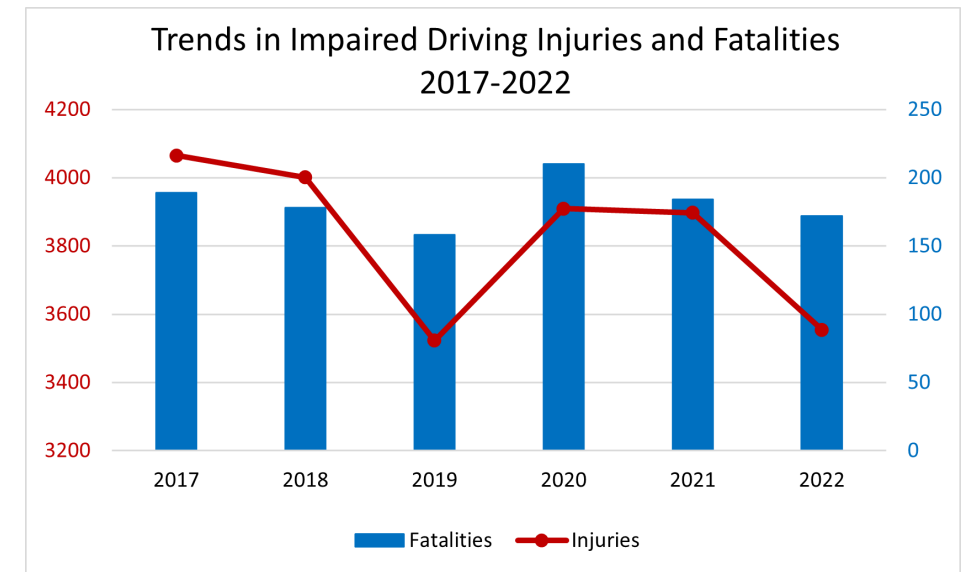
In Wisconsin, one person was injured or killed in an alcohol or drug impaired crash every 2.4 hours in 2022.

- 7,479 crashes involved impaired drivers in Wisconsin in 2022.
- In these crashes, 172 people were killed and 3,554 people were injured.
- Impaired driving contributed to 6% of all crashes and in 29% of all fatal crashes in 2022.

## Scope of the Problem

In 2017, impaired driving (OWI) began to include not only Blood Alcohol Content (BAC), but also when a driver is found to be under the influence of an intoxicant, controlled substance, or any other drug that impairs their ability to safely operate a vehicle. Drivers can be flagged for suspected impaired driving, as well as subjected to further testing.

Impairment, whether from alcohol or any other type of drug, lessens one's ability to concentrate, make good judgements, and quickly react to situations. It takes roughly 30 minutes to two hours for alcohol to be absorbed into your bloodstream.



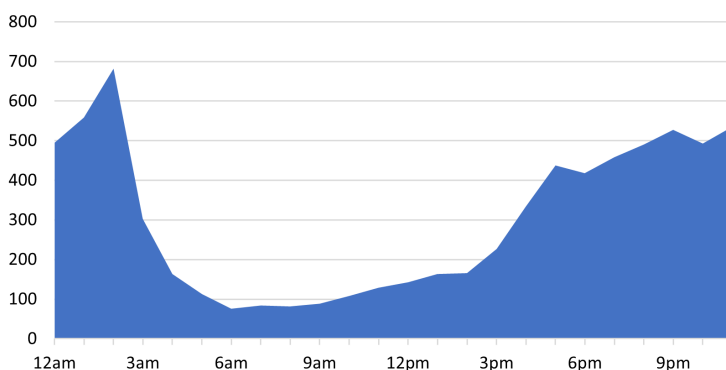
As with any intoxicant, cognitive skills may be delayed, so it is always dangerous to drive after drinking or drug use.

## When do Impaired Driving Crashes Occur?

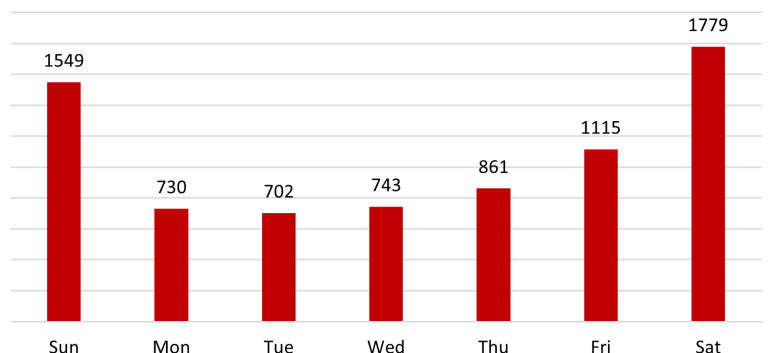
Impaired driving crashes most often occur on weekends with Friday through Sunday accounting for nearly two-thirds of all crashes in 2022, particularly during late night and early morning hours.

Impaired driving crashes steadily rise after 12 p.m. and peak from 2-3 a.m., the hours after bars close and when people are returning to their place of residence.

Crashes Involving an Impaired Driver by Time of Day in 2022



Crashes Involving an Impaired Driver by Day of Week in 2022

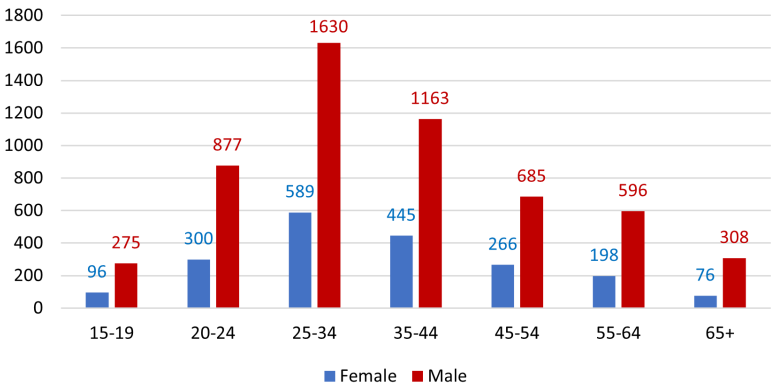


# Who is at Risk for Impaired Driving Crashes?

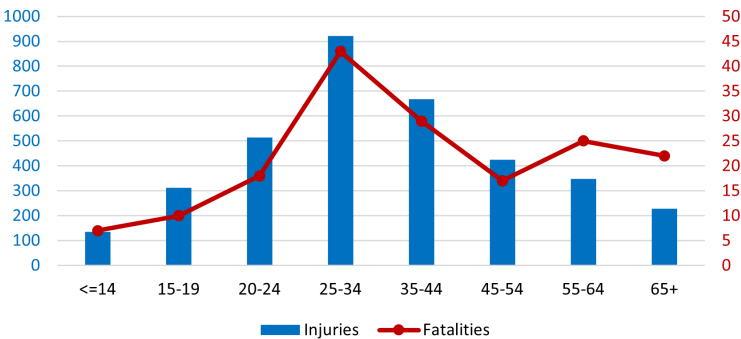
Alcohol or drug consumption can put anyone at risk of causing a crash or other serious injury. However, some populations are more likely to get behind the wheel of a car while impaired.

In 2022, male drivers were nearly three times more likely than females to be suspected of driving impaired. Drivers aged 15-34 accounted for just about half of all drivers in impaired driving crashes in 2022.

Suspected Impaired Drivers by Gender and Age in 2022



People Injured and Killed in Impaired Driving Crashes in 2022

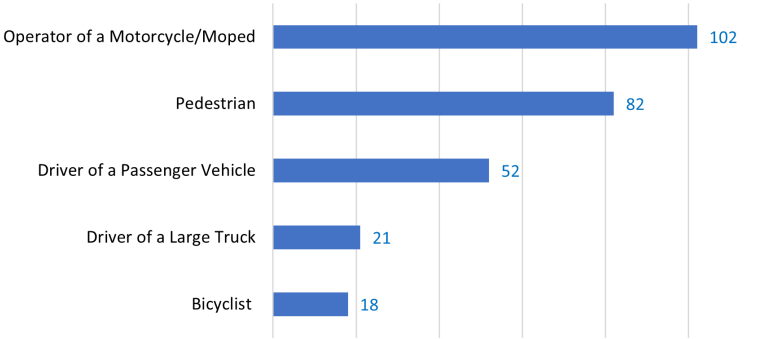


Looking at the age of people injured and killed in impaired driving crashes, injuries and fatalities peak for people aged 25-34. There is a decrease as age increases, with a smaller peak in fatalities for people aged 55+.

All road users can be impacted by impairment. Impairment includes intoxication from drugs, controlled substances, and alcohol, all of which can increase one’s likelihood of being in a crash. Impairment rates, impaired drivers per 1,000 crashes, are higher among operators of motorcycles, mopeds, and pedestrians, compared to drivers of passenger vehicles.

Impairment Rates by Vehicle Type and Role in 2022

\*Impairment rate = the portion of drivers, pedestrians, or bicyclists who were suspected and/or cited for drug and/or alcohol impairment per 1,000 persons.



## What Can You Do?

- Plan a safe ride home before you start the party.
- If someone you know has been drinking, don’t let them get behind the wheel.
- If you drink, do not drive for any reason. Call a taxi, a ride-sharing service, or a sober friend.
- If you’re hosting a party where alcohol will be served, make sure all guests leave with a sober driver.
- Always wear your seat belt—it’s your best defense against impaired drivers.