







## Non-Standard Equipment Pictures

Class Codes: 9006 - 9440

<b>Class Code:</b>	9006	
<b>Description:</b>	Air Compressor	
<b>Unit of Measure:</b>	NA	
<b>Weight/Capacity Limit:</b>	Less than 125 cu ft	
<b>Additional Notes:</b>		
<b>Class Code:</b>	9012	
<b>Description:</b>	Bale Chopper/Mulcher -	
<b>Unit of Measure:</b>	NA	
<b>Weight/Capacity Limit:</b>	25 HP or less or PTO	
<b>Additional Notes:</b>		
<b>Class Code:</b>	9013	
<b>Description:</b>	Salt Auger	
<b>Unit of Measure:</b>	NA	
<b>Weight/Capacity Limit:</b>	NA	
<b>Additional Notes:</b>		





## Non-Standard Equipment Pictures

Class Codes: 9006 - 9440

<b>Class Code:</b>	9017	
<b>Description:</b>	Concrete Repair Gun	
<b>Unit of Measure:</b>		
<b>Weight/Capacity Limit:</b>		
<b>Additional Notes:</b>		
<b>Class Code:</b>	9018	
<b>Description:</b>	Curb Paver - Bituminous	
<b>Unit of Measure:</b>	NA	
<b>Weight/Capacity Limit:</b>	NA	
<b>Additional Notes:</b>		
<b>Class Code:</b>	9022	
<b>Description:</b>	Boats - Pontoon	
<b>Unit of Measure:</b>	NA	
<b>Weight/Capacity Limit:</b>	NA	
<b>Additional Notes:</b>		





## Non-Standard Equipment Pictures

Class Codes: 9006 - 9440

<b>Class Code:</b>	9023	
<b>Description:</b>	Boats - Row	
<b>Unit of Measure:</b>	NA	
<b>Weight/Capacity Limit:</b>	NA	
<b>Additional Notes:</b>		
<b>Class Code:</b>	9031	
<b>Description:</b>	Landfill Compactor	
<b>Unit of Measure:</b>	NA	
<b>Weight/Capacity Limit:</b>	NA	
<b>Additional Notes:</b>		
<b>Class Code:</b>	9036	 
<b>Description:</b>	Centerliner – With or without heat bead, push type or ride on	
<b>Unit of Measure:</b>		
<b>Weight/Capacity Limit:</b>		
<b>Additional Notes:</b>		

## Non-Standard Equipment Pictures


Class Codes: 9006 - 9440

<b>Class Code:</b>	9038	
<b>Description:</b>	Cutter Crusher or Mulch Krimper	
<b>Unit of Measure:</b>	NA	
<b>Weight/Capacity Limit:</b>	NA	
<b>Additional Notes:</b>		
<b>Class Code:</b>	9040	 
<b>Description:</b>	Crane	
<b>Unit of Measure:</b>	NA	
<b>Weight/Capacity Limit:</b>	Up to 10 Tons	
<b>Additional Notes:</b>		
<b>Class Code:</b>	9041	
<b>Description:</b>	Crane	
<b>Unit of Measure:</b>	NA	
<b>Weight/Capacity Limit:</b>	10-18 Tons	
<b>Additional Notes:</b>		



## Non-Standard Equipment Pictures

Class Codes: 9006 - 9440

<b>Class Code:</b>	9042	
<b>Description:</b>	Crane	
<b>Unit of Measure:</b>	NA	
<b>Weight/Capacity Limit:</b>	Greater than 18 Ton	
<b>Additional Notes:</b>		
<b>Class Code:</b>	9046	
<b>Description:</b>	Golf Cart	
<b>Unit of Measure:</b>	NA	
<b>Weight/Capacity Limit:</b>	NA	
<b>Additional Notes:</b>		
<b>Class Code:</b>	9048	 
<b>Description:</b>	Drill - Grain	
<b>Unit of Measure:</b>	NA	
<b>Weight/Capacity Limit:</b>	NA	
<b>Additional Notes:</b>		

## Non-Standard Equipment Pictures

Class Codes: 9006 - 9440

Class Code:	9054	 
Description:	Hydraulic Hammer	
Unit of Measure:	NA	
Weight/Capacity Limit:	100 through 1100 ft/lbs CIMA Rating	
Additional Notes:		
Class Code:	9055	
Description:	Hydraulic Hammer	
Unit of Measure:	NA	
Weight/Capacity Limit:	1101 ft/lbs and over CIMA Rating	
Additional Notes:		
Class Code:	9073	
Description:	Landscape Box	
Unit of Measure:		
Weight/Capacity Limit:		
Additional Notes:		

## Non-Standard Equipment Pictures

Class Codes: 9006 - 9440

Class Code:	9079	
Description:	Cold Milling Machine	
Unit of Measure:	NA	
Weight/Capacity Limit:	Over 80 HP	
Additional Notes:		
Class Code:	9080	
Description:	Mortar Mixer	
Unit of Measure:	NA	
Weight/Capacity Limit:	NA	
Additional Notes:		
Class Code:	9082	 
Description:	Pothole Patcher- Spray Injection, truck mounted, Single unit	
Unit of Measure:	NA	
Weight/Capacity Limit:	NA	
Additional Notes:		



## Non-Standard Equipment Pictures

Class Codes: 9006 - 9440

Class Code:	9089	
Description:	Paver - Tailgate	
Unit of Measure:	NA	
Weight/Capacity Limit:	NA	
Additional Notes:		
Class Code:	9091	
Description:	Snow Pusher	
Unit of Measure:	NA	
Weight/Capacity Limit:	NA	
Additional Notes:		
Class Code:	9092	
Description:	Retro-Reflectometer	
Unit of Measure:	NA	
Weight/Capacity Limit:	NA	
Additional Notes:		




## Non-Standard Equipment Pictures

Class Codes: 9006 - 9440

Class Code:	9093	 
Description:	Ice Breaker Attachment	
Unit of Measure:	NA	
Weight/Capacity Limit:	NA	
Additional Notes:		
Class Code:	9094	
Description:	Snow Blower – Rotary, Hydraulic or PTO driven, Does not use fuel	
Unit of Measure:	NA	
Weight/Capacity Limit:	Small intake width of 84 inches or less	
Additional Notes:		
Class Code:	9095	
Description:	Snow Blower – Rotary, Hydraulic or PTO driven, Does not use fuel	
Unit of Measure:	NA	
Weight/Capacity Limit:	Large intake width of 85 inches or larger	
Additional Notes:		





## Non-Standard Equipment Pictures

Class Codes: 9006 - 9440

<b>Class Code:</b>	9096	
<b>Description:</b>	Snow Blower – Powered By engine, rotary plow, Integral unit, used exclusively for snow plowing and uses motor fuel	
<b>Unit of Measure:</b>	NA	
<b>Weight/Capacity Limit:</b>	NA	
<b>Additional Notes:</b>		
<b>Class Code:</b>	9097	
<b>Description:</b>	Snow Blower – Rotary, powered by engine, uses fuel	
<b>Unit of Measure:</b>	NA	
<b>Weight/Capacity Limit:</b>	NA	
<b>Additional Notes:</b>		
<b>Class Code:</b>	9111	
<b>Description:</b>	Speed Monitor	
<b>Unit of Measure:</b>	NA	
<b>Weight/Capacity Limit:</b>	NA	
<b>Additional Notes:</b>		

## Non-Standard Equipment Pictures

Class Codes: 9006 - 9440

<b>Class Code:</b>	9113	 
<b>Description:</b>	Rake, Rock/Hydraulic Grapple	
<b>Unit of Measure:</b>	NA	
<b>Weight/Capacity Limit:</b>	NA	
<b>Additional Notes:</b>		
<b>Class Code:</b>	9114	 
<b>Description:</b>	Roto-tiller Attachment	
<b>Unit of Measure:</b>	NA	
<b>Weight/Capacity Limit:</b>	NA	
<b>Additional Notes:</b>		
<b>Class Code:</b>	9133	
<b>Description:</b>	Scraper Attachment – Tow behind	
<b>Unit of Measure:</b>	NA	
<b>Weight/Capacity Limit:</b>	NA	
<b>Additional Notes:</b>		






## Non-Standard Equipment Pictures

Class Codes: 9006 - 9440

<b>Class Code:</b>	9134	
<b>Description:</b>	Scraper – Truck style, off road haul truck, tire or track	
<b>Unit of Measure:</b>	NA	
<b>Weight/Capacity Limit:</b>	NA	
<b>Additional Notes:</b>		
<b>Class Code:</b>	9141	 
<b>Description:</b>	Sewer Cleaner – Trailer mounted	
<b>Unit of Measure:</b>	NA	
<b>Weight/Capacity Limit:</b>	NA	
<b>Additional Notes:</b>		
<b>Class Code:</b>	9142	
<b>Description:</b>	Shredder - Dirt	
<b>Unit of Measure:</b>	NA	
<b>Weight/Capacity Limit:</b>	NA	
<b>Additional Notes:</b>		




## Non-Standard Equipment Pictures

Class Codes: 9006 - 9440

<b>Class Code:</b>	9149	
<b>Description:</b>	Sign Maker	
<b>Unit of Measure:</b>	NA	
<b>Weight/Capacity Limit:</b>	NA	
<b>Additional Notes:</b>		
<b>Class Code:</b>	9150	
<b>Description:</b>	Stump Grinder – Self powered	
<b>Unit of Measure:</b>	NA	
<b>Weight/Capacity Limit:</b>	NA	
<b>Additional Notes:</b>		
<b>Class Code:</b>	9151	 
<b>Description:</b>	Heater – Patch, tailgate	
<b>Unit of Measure:</b>	NA	
<b>Weight/Capacity Limit:</b>	NA	
<b>Additional Notes:</b>		

## Non-Standard Equipment Pictures




Class Codes: 9006 - 9440

Class Code:	9152	
Description:	Stump Grinder – Hydraulic	
Unit of Measure:	NA	
Weight/Capacity Limit:	NA	
Additional Notes:		
Class Code:	9159	
Description:	Laser - Transit	
Unit of Measure:	NA	
Weight/Capacity Limit:	NA	
Additional Notes:		
Class Code:	9160	
Description:	Survey Equipment- Total station	
Unit of Measure:	NA	
Weight/Capacity Limit:	NA	
Additional Notes:		






## Non-Standard Equipment Pictures

Class Codes: 9006 - 9440

<b>Class Code:</b>	9163	
<b>Description:</b>	Survey Equipment – Survey Hub	
<b>Unit of Measure:</b>	NA	
<b>Weight/Capacity Limit:</b>	NA	
<b>Additional Notes:</b>		
<b>Class Code:</b>	9165	
<b>Description:</b>	Survey Equipment – GPS (used only on the local System), rover	
<b>Unit of Measure:</b>	NA	
<b>Weight/Capacity Limit:</b>	NA	
<b>Additional Notes:</b>		
<b>Class Code:</b>	9175	
<b>Description:</b>	Trenching Shield	
<b>Unit of Measure:</b>	NA	
<b>Weight/Capacity Limit:</b>	NA	
<b>Additional Notes:</b>		




## Non-Standard Equipment Pictures

Class Codes: 9006 - 9440

<b>Class Code:</b>	9176	
<b>Description:</b>	Trencher	
<b>Unit of Measure:</b>	NA	
<b>Weight/Capacity Limit:</b>	NA	
<b>Additional Notes:</b>		
<b>Class Code:</b>	9177	
<b>Description:</b>	Trench - Compactor	
<b>Unit of Measure:</b>	NA	
<b>Weight/Capacity Limit:</b>	NA	
<b>Additional Notes:</b>		
<b>Class Code:</b>	9178	
<b>Description:</b>	Earth Saw or Trenching attachment	
<b>Unit of Measure:</b>	NA	
<b>Weight/Capacity Limit:</b>	NA	
<b>Additional Notes:</b>		

## Non-Standard Equipment Pictures

Class Codes: 9006 - 9440

<b>Class Code:</b>	9186	
<b>Description:</b>	Screed– Vibrt. Strike-off	
<b>Unit of Measure:</b>	NA	
<b>Weight/Capacity Limit:</b>	NA	
<b>Additional Notes:</b>		
<b>Class Code:</b>	9201	
<b>Description:</b>	All-Terrain Vehicle/Utility Terrain Vehicle	
<b>Unit of Measure:</b>	NA	
<b>Weight/Capacity Limit:</b>	NA	
<b>Additional Notes:</b>		
<b>Class Code:</b>	9206	
<b>Description:</b>	Reclaimer – Teeth charged To project	
<b>Unit of Measure:</b>	NA	
<b>Weight/Capacity Limit:</b>	Over 400 HP	
<b>Additional Notes:</b>		






## Non-Standard Equipment Pictures

Class Codes: 9006 - 9440

Class Code:	9207	 
Description:	Reclaimer- Teeth charged To project	
Unit of Measure:	NA	
Weight/Capacity Limit:	Under 400 HP	
Additional Notes:		
Class Code:	9240	
Description:	Fence Installer – For silt	
Unit of Measure:	NA	
Weight/Capacity Limit:	NA	
Additional Notes:		
Class Code:	9241	
Description:	Sewer Cleaner – Large, On trailer	
Unit of Measure:	NA	
Weight/Capacity Limit:	NA	
Additional Notes:		

## Non-Standard Equipment Pictures

Class Codes: 9006 - 9440

Class Code:	9246	
Description:	Generator – Electric	
Unit of Measure:	NA	
Weight/Capacity Limit:	Over 20KW	
Additional Notes:		
Class Code:	9251	
Description:	Feeder Hopper	
Unit of Measure:	NA	
Weight/Capacity Limit:	NA	
Additional Notes:		
Class Code:	9252	
Description:	Feeder Hopper – Hopper Feeder for spreader (to shed)	
Unit of Measure:	NA	
Weight/Capacity Limit:	NA	
Additional Notes:		

## Non-Standard Equipment Pictures

Class Codes: 9006 - 9440


<b>Class Code:</b>	9258	 	
<b>Description:</b>	Sweeper – For Roadway use only		
<b>Unit of Measure:</b>	NA		
<b>Weight/Capacity Limit:</b>	NA		
<b>Additional Notes:</b>			
<b>Class Code:</b>	9260		
<b>Description:</b>	Compactor – Hydraulic		
<b>Unit of Measure:</b>	NA		
<b>Weight/Capacity Limit:</b>	NA		
<b>Additional Notes:</b>			
<b>Class Code:</b>	9265		
<b>Description:</b>	Trailer – Live bottom with conveyor		
<b>Unit of Measure:</b>			
<b>Weight/Capacity Limit:</b>			
<b>Additional Notes:</b>			



## Non-Standard Equipment Pictures




Class Codes: 9006 - 9440

<b>Class Code:</b>	9266
<b>Description:</b>	Trailer- Hydraulic Dump
<b>Unit of Measure:</b>	NA
<b>Weight/Capacity Limit:</b>	15 ton or greater
<b>Additional Notes:</b>	
<b>Class Code:</b>	9272
<b>Description:</b>	Asphalt Wedger/Rut Paver -With or without engine
<b>Unit of Measure:</b>	NA
<b>Weight/Capacity Limit:</b>	NA
<b>Additional Notes:</b>	
<b>Class Code:</b>	9286
<b>Description:</b>	Welder & Generator – Engine driven
<b>Unit of Measure:</b>	NA
<b>Weight/Capacity Limit:</b>	NA
<b>Additional Notes:</b>	



## Non-Standard Equipment Pictures

Class Codes: 9006 - 9440

<b>Class Code:</b>	9287	
<b>Description:</b>	Tracked Dump Truck	
<b>Unit of Measure:</b>	NA	
<b>Weight/Capacity Limit:</b>	NA	
<b>Additional Notes:</b>		
<b>Class Code:</b>	9298	
<b>Description:</b>	Post Pounder	
<b>Unit of Measure:</b>	NA	
<b>Weight/Capacity Limit:</b>	NA	
<b>Additional Notes:</b>		
<b>Class Code:</b>	9336	
<b>Description:</b>	Centerliner – Mounted on tri-axle or quad-axle truck	
<b>Unit of Measure:</b>	NA	
<b>Weight/Capacity Limit:</b>	NA	
<b>Additional Notes:</b>		

## Non-Standard Equipment Pictures




Class Codes: 9006 - 9440

<b>Class Code:</b>	9346	
<b>Description:</b>	Drill - Dowel	
<b>Unit of Measure:</b>	NA	
<b>Weight/Capacity Limit:</b>	NA	
<b>Additional Notes:</b>		
<b>Class Code:</b>	9349	
<b>Description:</b>	Spreader – V-box insert, Small, self-contained	
<b>Unit of Measure:</b>	NA	
<b>Weight/Capacity Limit:</b>	NA	
<b>Additional Notes:</b>		
<b>Class Code:</b>	9351	
<b>Description:</b>	Forklift – With telescopic reach	
<b>Unit of Measure:</b>	NA	
<b>Weight/Capacity Limit:</b>	NA	
<b>Additional Notes:</b>		



## Non-Standard Equipment Pictures

Class Codes: 9006 - 9440

Class Code:	9352		
Description:	Forklift		
Unit of Measure:	NA		
Weight/Capacity Limit:	NA		
Additional Notes:			
Class Code:	9354		
Description:	Hydraulic Hammer – Stand alone		
Unit of Measure:	NA		
Weight/Capacity Limit:	NA		
Additional Notes:			
Class Code:	9355		
Description:	Rock Box		
Unit of Measure:	NA		
Weight/Capacity Limit:	NA		
Additional Notes:			

## Non-Standard Equipment Pictures

Class Codes: 9006 - 9440

<b>Class Code:</b>	9356
<b>Description:</b>	Sweeper - Lawn
<b>Unit of Measure:</b>	NA
<b>Weight/Capacity Limit:</b>	NA
<b>Additional Notes:</b>	
<b>Class Code:</b>	9372
<b>Description:</b>	Light Tower
<b>Unit of Measure:</b>	NA
<b>Weight/Capacity Limit:</b>	NA
<b>Additional Notes:</b>	
<b>Class Code:</b>	9387
<b>Description:</b>	Emergency Response Trailer- fully enclosed, with an area that could be used as a command center with radio communications
<b>Unit of Measure:</b>	NA
<b>Weight/Capacity Limit:</b>	NA
<b>Additional Notes:</b>	



## Non-Standard Equipment Pictures




Class Codes: 9006 - 9440

<b>Class Code:</b>	9388	
<b>Description:</b>	Emergency Response Trailer – Fully enclosed, without area for command center operations	
<b>Unit of Measure:</b>	NA	
<b>Weight/Capacity Limit:</b>	NA	
<b>Additional Notes:</b>		
<b>Class Code:</b>	9389	
<b>Description:</b>	Emergency Response Trailer- Open Trailer for transporting supplies and tools to the incident	
<b>Unit of Measure:</b>	NA	
<b>Weight/Capacity Limit:</b>	NA	
<b>Additional Notes:</b>		
<b>Class Code:</b>	9406	
<b>Description:</b>	Brush Chipper – 3 point tractor mounted	
<b>Unit of Measure:</b>	NA	
<b>Weight/Capacity Limit:</b>	NA	
<b>Additional Notes:</b>		



## Non-Standard Equipment Pictures

Class Codes: 9006 - 9440

Class Code:	9412	
Description:	Offset Hitch	
Unit of Measure:		
Weight/Capacity Limit:		
Additional Notes:		
Class Code:	9414	
Description:	Shouldering Machine – Skid Steer mounted	
Unit of Measure:		
Weight/Capacity Limit:		
Additional Notes:		
Class Code:	9416	
Description:	Rumble Strips – Temp. Portable rumble strips (6 strip set, includes Carrier)	
Unit of Measure:		
Weight/Capacity Limit:		
Additional Notes:		




## Non-Standard Equipment Pictures

Class Codes: 9006 - 9440

<b>Class Code:</b>	9418	
<b>Description:</b>	Truck Mount Mower- Includes truck, boom, and Power source	
<b>Unit of Measure:</b>		
<b>Weight/Capacity Limit:</b>		
<b>Additional Notes:</b>		
<b>Class Code:</b>	9420	
<b>Description:</b>	Shot Blaster – Includes vacuum	
<b>Unit of Measure:</b>	NA	
<b>Weight/Capacity Limit:</b>	NA	
<b>Additional Notes:</b>		
<b>Class Code:</b>	9422	
<b>Description:</b>	Confined Space Entry Equipment	
<b>Unit of Measure:</b>	NA	
<b>Weight/Capacity Limit:</b>	NA	
<b>Additional Notes:</b>		

## Non-Standard Equipment Pictures

Class Codes: 9006 - 9440

<b>Class Code:</b>	9426	
<b>Description:</b>	Tree Shears – Excavator attachment	
<b>Unit of Measure:</b>	NA	
<b>Weight/Capacity Limit:</b>	NA	
<b>Additional Notes:</b>		
<b>Class Code:</b>	9428	
<b>Description:</b>	Sign Trailer – With auger and lift	
<b>Unit of Measure:</b>	NA	
<b>Weight/Capacity Limit:</b>	NA	
<b>Additional Notes:</b>		
<b>Class Code:</b>	9432	
<b>Description:</b>	Hydraulic Bucket – Aux. Hydraulic operated	
<b>Unit of Measure:</b>	NA	
<b>Weight/Capacity Limit:</b>	NA	
<b>Additional Notes:</b>		



## Non-Standard Equipment Pictures

Class Codes: 9006 - 9440

<b>Class Code:</b>	9434
<b>Description:</b>	Automatic Barrel Recovery Unit
<b>Unit of Measure:</b>	NA
<b>Weight/Capacity Limit:</b>	NA
<b>Additional Notes:</b>	



<b>Class Code:</b>	9436
<b>Description:</b>	Barrel Recovery Trailer
<b>Unit of Measure:</b>	NA
<b>Weight/Capacity Limit:</b>	NA
<b>Additional Notes:</b>	





<b>Class Code:</b>	9437
<b>Description:</b>	Dry Ice Blaster/Cleaner
<b>Unit of Measure:</b>	
<b>Weight/Capacity Limit:</b>	
<b>Additional Notes:</b>	



## Non-Standard Equipment Pictures

Class Codes: 9006 - 9440

<b>Class Code:</b>	9438	
<b>Description:</b>	Loader Fork Attachment	
<b>Unit of Measure:</b>		
<b>Weight/Capacity Limit:</b>		
<b>Additional Notes:</b>		
<b>Class Code:</b>	9440	
<b>Description:</b>	SeaSnake Camera	
<b>Unit of Measure:</b>		
<b>Weight/Capacity Limit:</b>		
<b>Additional Notes:</b>		