


Wisconsin Department of Transportation  
Bureau of Transit, Local Roads, Railroads & Harbors



# **LOCAL ROADS IMPROVEMENT PROGRAM**

## **SUMMARY REPORT**

State Fiscal Years 2024-25

## Table of Contents

A MESSAGE FROM THE PROGRAM STAFF .....	1
LOCAL ROADS IMPROVEMENT PROGRAM (LRIP) OVERVIEW .....	3
Entitlement Component Biennial Funding Level .....	3
Discretionary and Supplemental Components Biennial Funding Levels .....	4
2024-25 PROGRAM SUMMARY .....	6
Figure 1 - Entitlement Component Funding Distribution .....	6
Figure 2 – Discretionary Component Funding Distribution.....	7
Figure 3 - Supplemental Component Funding Distribution .....	7
Figure 4 – Number of Current Projects by Program Component .....	8
Statewide Totals by Component .....	9
Other Funding Outlays .....	9
Statewide Averages by Component and Total Project Cost .....	10
Statewide Number of Projects and Average Project Cost by Improvement Type .....	10
DISCRETIONARY AND SUPPLEMENTAL PROGRAMS .....	11
TRID 2024-2025 Projects by Improvement Type .....	13
TRIS 2024-2025 Projects by Improvement Type .....	13
MSID 2024-2025 Projects by Improvement Type .....	14
MSIS 2024-2025 Projects by Improvement Type.....	15
CHID 2024-2025 Projects by Improvement Type.....	15
CHIS 2024-2025 Projects by Improvement Type.....	16
FUNDING SUNSET POLICY .....	16
Statewide Program Funds Due to Sunset by Component.....	17
CONTACT INFORMATION .....	17
INTERNET LINKS .....	17

## REPORTS

LRIP Project Summary Report By County and Project Type .....	21
County Administrative Fee for FY 2024 and FY 2025.....	29
History of LRIP Projects By County and Component.....	37
LRIP Project Report - By County .....	110
TRID Project Report.....	195
MSID Project Report .....	199
CHID Project Report By WCHA District .....	202
TRIS Project Summary .....	206
MSIS Project Summary .....	213
CHIS Project Summary .....	217

# A MESSAGE FROM THE PROGRAM STAFF

---

Since 1991, the Wisconsin Department of Transportation (WisDOT) has provided a total of \$1.01 billion in financial assistance to local governments through the Local Roads Improvement Program (LRIP) as detailed in the attached *History of LRIP Projects by County and Component*. This biennial summary report is published every two years in accordance with Administrative Rule [\*Trans 206\*](#) to summarize the projects funded by the program. We are pleased to provide this 17<sup>th</sup> biennial report for fiscal years 2024 and 2025. This document is distributed electronically and is accessible exclusively online on the LRIP home page ([www.wisconsin.gov/LRIP](http://www.wisconsin.gov/LRIP)).

The state biennial budget provided entitlement program funds of \$37.90 million. Discretionary program funds were approved through a separate appropriation for a total of \$36.35 million. This includes \$4.18 million for the CTH O construction project in Richland County. An additional \$100 million was appropriated for the supplemental program component. The budget also included a one-time allocation of \$150 million to create the Agricultural Roads Improvement Program (ARIP) which is discussed in its own annual report.

Through an administrative agreement with the Wisconsin Department of Natural Resources (DNR), LRIP provided \$1 million to fund 3.0 FTE DNR positions. These resources provided a DNR single point of contact to local governments to help ensure local public transportation projects are built with environmental integrity. While many of these projects are 100% locally funded, both agencies acknowledge the collective value of providing this resource.

With the addition of uncommitted entitlement, discretionary and supplemental funds from previous biennia, \$176.73 million was available during the 2024-2025 LRIP program cycle. As of June 9, 2025, LRIP funds were awarded to 1,032 2024-2025 program cycle projects. Individual allocations for entitlement, discretionary and supplemental components are identified in Tables 1 and 2 in this document.

This report identifies local road improvements funded with program dollars and provides an overview of administrative activities associated with the program. The report identifies: funding levels, number of approved projects for each program component, distribution of funds, number of projects by improvement type, statewide average of program funds, and average cost by improvement type. It also provides the status of projects affected by the sunset of funds that will occur on June 30, 2025. The balance of the report consists of a program history by county and component, a county-by-county listing of individual projects with details of the improvement types, as well as costs and funding levels associated with each project. Please note that the information in this report is current as of June 9, 2025. Not all projects and program activities from the 2023-2025 biennium (referred to as the 2024-2025 LRIP program cycle) have been completed as of June 9, 2025. Therefore, project listings in this report may not agree with changes that occur after this date.

The program provides funds to local governments for road improvements that may not be eligible for any other road improvement funding or cannot successfully compete for other state or federal funds. As a reimbursement program, LRIP leverages matching state and local dollars to fund high-priority county highway, municipal street, and town road projects. The continuing demand for program funds demonstrates the ongoing, significant needs of the local road system. It also demonstrates the ability of local communities to leverage program funding to complete larger improvements.

WisDOT extends its gratitude to the county highway commissioners and their staffs who serve as program administrators in each county. WisDOT would also like to thank the organizations that advocate for program applicants: the Wisconsin Towns Association (WTA), Wisconsin Counties Association, Wisconsin County Highway Association (WCHA), and League of Wisconsin Municipalities (LWM). These individuals and organizations are fundamental to the effective management of the program, and their cooperation and support are critical to its ongoing success.

# LOCAL ROADS IMPROVEMENT PROGRAM (LRIP) OVERVIEW

LRIP was established to provide state funds to assist local units of government in improving seriously deteriorating town roads, city and village streets, and county highways (as per [Wisconsin State Statute 86.31](#)). There are three funding sources for LRIP projects: entitlement, discretionary, and supplemental.

Entitlement funds are provided through reimbursements for improvement projects, up to a maximum of 50% of the total eligible project cost. The program consists of three general components: one for towns (TRI), one for cities and villages (MSI), and one for counties (CHI). The entitlement component for MSI is further divided by size, one for communities with a population of 20,000 or more (MSIGT) and another for communities with a population less than 20,000 (MSILT). Each County Town Road Improvement Committee (CTRIC) and each County Municipal Street Improvement Committee (CMSIC) make TRI and MSILT project recommendations and submits them to their County Highway Commissioner (CHC). MSIGT applications are submitted directly to their CHC. Each county selects their CHI projects.

Table 1 illustrates the different entitlement program types.

**Table 1**

<b>Entitlement Component Biennial Funding Level</b> <b>\$38.42 million*</b> <b>(Carryover Included)</b>				
Program	Criteria	% of Total Biennial Entitlement Funds	Basis for Allocations	Selection Process
Town Road Improvement Program (TRI)	<ul style="list-style-type: none"> <li>Town Road</li> </ul>	27.4%	<ul style="list-style-type: none"> <li>100% centerline mileage</li> </ul>	County Town Road Improvement Committee
Municipal Street Improvement Program (MSILT)	<ul style="list-style-type: none"> <li>Municipal Street</li> <li>Cities and Villages - populations of less than 20,000</li> </ul>	13.9%	<ul style="list-style-type: none"> <li>50% population</li> <li>50% centerline mileage</li> </ul>	County Municipal Street Improvement Committee
Municipal Street Improvement Program (MSIGT)	<ul style="list-style-type: none"> <li>Municipal Street</li> <li>Cities and Villages - populations of 20,000 or more</li> </ul>	14.1%	<ul style="list-style-type: none"> <li>50% population</li> <li>50% centerline mileage</li> </ul>	Provided directly to cities and villages meeting population criterion
County Highway Improvement Program (CHI)	<ul style="list-style-type: none"> <li>County Trunk Highway</li> </ul>	44.6%	<ul style="list-style-type: none"> <li>60% population</li> <li>40% centerline mileage</li> </ul>	Provided directly to each county

*\*Note: Administrative fees and funding for DNR positions are not included in these percentages.*

Counties are reimbursed a five percent administrative fee for the costs of the administrative services provided by the county highway department to towns, cities, and villages.

In addition to entitlements, there are discretionary and supplemental funding components for counties, cities and villages, and towns to request funding for high-cost projects. Discretionary and supplemental projects have additional eligibility requirements. Project application reviews involve competitive scoring by the appropriate committee, which makes its recommendations based on defined criteria and with a goal of fair geographic distribution in mind. These recommendations are forwarded to the WisDOT Secretary for final consideration. Discretionary funds are provided through reimbursements for improvement projects, up to a maximum of 50% of the total eligible project cost. Supplemental funds are provided through reimbursements for improvement projects, up to a maximum of 90% of the total eligible project cost.

Table 2 illustrates the different discretionary and supplemental program types.

**Table 2**

<b><i>Discretionary and Supplemental Components Biennial Funding Levels \$36.65 million and \$101.65 million (Carryover included*)</i></b>					
<b>Program</b>	<b>Criteria</b>	<b>% of Total Biennial Discretionary Funds</b>	<b>% of Total Biennial Supplemental Funds</b>	<b>Basis for Allocations</b>	<b>Selection Process</b>
Town Road Improvement Programs (TRID and TRIS)	<ul style="list-style-type: none"> <li>Town Road</li> <li>Minimum project cost - \$100K</li> </ul>	41.9%	38.5%	Competitive with all other towns submitting applications in the state	Selection by WisDOT Secretary, based on recommendation of statewide committee
Municipal Street Improvement Programs (MSID and MSIS)	<ul style="list-style-type: none"> <li>Municipal Street</li> <li>Minimum project cost - \$250K</li> </ul>	24.2%	26.5%	Competitive with all other cities and villages submitting applications in the state	Selection by WisDOT Secretary, based on recommendation of statewide committee
County Highway Improvement Programs (CHID and CHIS)	<ul style="list-style-type: none"> <li>County Trunk Highway</li> <li>Minimum project cost - \$250K</li> </ul>	33.9%	35.0%	Competitive within each of the WCHA districts	Selection by WisDOT Secretary, based on recommendations of each WCHA discretionary committee

*\*Note: Richland County CTH O discretionary project not included*

On July 1, 2025, all uncommitted funds from entitlement, discretionary, and supplemental components will be added to the 2025-2027 appropriations and redistributed according to the formula outlined in [Trans 206](#).

[Wisconsin Statute 86.31](#) governs LRIP, while *Administrative Rule* [Trans 206](#) further defines and prescribes procedures for the program. Decisions affecting the program occur at the local and state levels. Project submission, competitive bidding (which is required), and project administration are handled at the local level. At the state level, WisDOT approves project applications, initiates and signs state/municipal agreements, and approves reimbursement requests.

Throughout Wisconsin, there are over 102,000 miles of local roads. LRIP serves as a significant source of funding for local governments to make needed, long-lasting improvements to their local roads. By statute, projects funded with program dollars must have a projected design life of at least 10 years, with work performed in accordance with all applicable federal, state, and local laws, rules, ordinances, and standards.



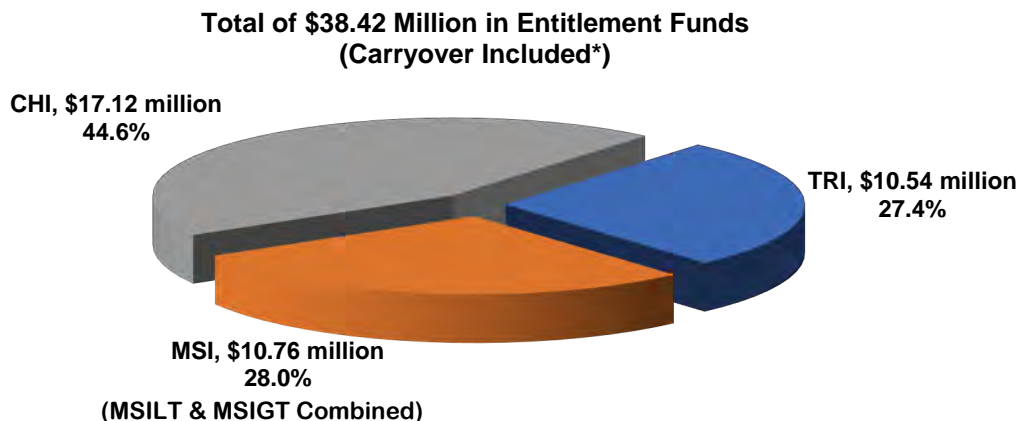
## 2024-25 PROGRAM SUMMARY

---

The following summarizes the overall performance of the program for the 2024-2025 program cycle.

**Figures 1, 2 and 3** show a combined total biennial investment of \$176.72 million in state entitlement, discretionary and supplemental funds, which were anticipated to be matched by \$336.81 million in local funds. These LRIP projects are, at times, part of larger road improvement projects that include work that was either not eligible for program funds or did not utilize such funds. While entitlement and discretionary may reimburse projects up to a maximum of 50% of project costs, on a statewide basis they covered an average of 24.58% of total project costs, resulting in an average local share of 75.42%. For supplemental, projects may be reimbursed up to a maximum of 90% of project costs. On a statewide basis, supplemental covered an average of 52.13% of total project costs, resulting in an average local share of 47.87%.

**Figure 1 - Entitlement Component Funding Distribution**



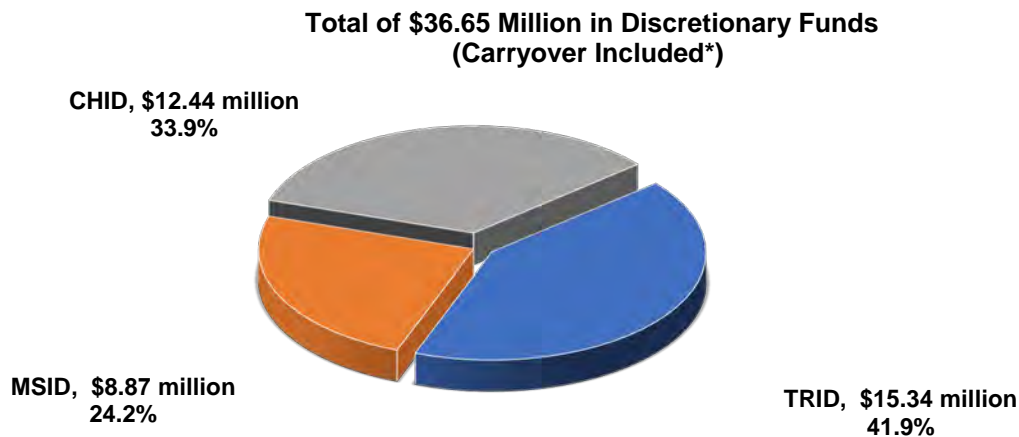
*\*Note: Administrative fees and funding for DNR positions are not included.*

The state budget appropriated approximately \$37.90 million in new biennium entitlement funds (without carryover), that were distributed pursuant to [s. 86.31\(3\)\(b\), Wis. Stats.](#) as follows:

- \$10.52 million (28.5%) for Town Road Improvement (TRI) projects
- \$10.52 million (28.5%) for Municipal Street Improvement (MSI) projects
- \$15.86 million (43.0%) for County Highway Improvement (CHI) projects
- \$1.0 million for DNR positions

LRIP allocated \$1 million for DNR positions during the 2024-2025 cycle. The budget language authorized the positions in DNR as program revenue positions and permitted payment of those positions using entitlement funds per an agreement between WisDOT and DNR. LRIP provided \$500,000 in each of fiscal years 2024 and 2025 to support three full-time equivalent DNR positions to review local road improvements.

**Figure 2 – Discretionary Component Funding Distribution**

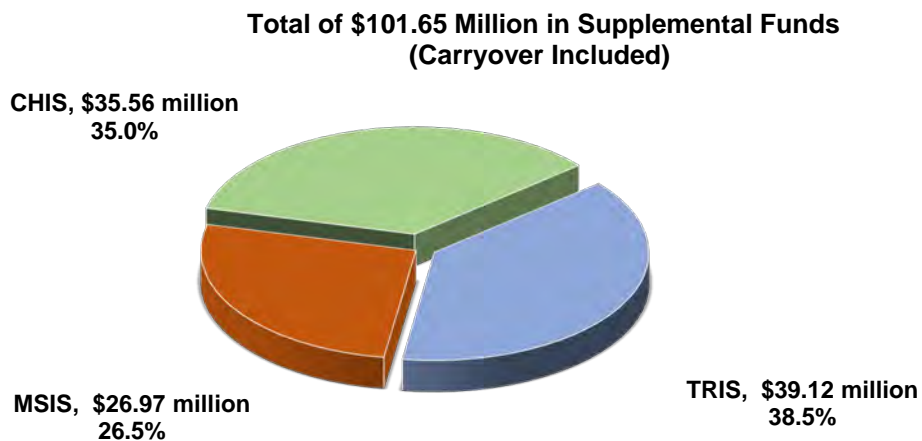


*\*Note: Richland County CTH O project not included*

The state budget appropriated approximately \$32.17 million for the discretionary components (without carryover and the Richland County CTH O project) and was allocated as follows:

- \$11.45 million (35.6%) for County Highway Improvement Discretionary (CHID) projects
- \$12.55 million (39.0%) for Town Road Improvement Discretionary (TRID) projects
- \$8.17 million (25.4%) for Municipal Street Improvement Discretionary (MSID) projects

**Figure 3 - Supplemental Component Funding Distribution**



The state budget appropriated \$100 million for the supplemental components (without carryover) and was allocated as follows:

- \$35.56 million (35.6%) for County Highway Improvement Supplemental (CHIS) projects
- \$39.05 million (39.0%) for Town Road Improvement Supplemental (TRIS) projects
- \$25.39 million (25.4%) for Municipal Street Improvement Supplemental (MSIS) projects

**Figure 4** summarizes how the projects were distributed by program component. Of the 1,032 projects funded:

Entitlement Projects:

- 396 projects (38.37%) were on town roads (TRI).
- 203 projects (19.67%) were on municipal streets in cities and villages with a population of less than 20,000 (MSILT)
- 41 projects (3.97%) were on municipal streets in cities and villages with a population of 20,000 or more (MSIGT)
- 79 projects (7.66%) were on county highways (CHI)

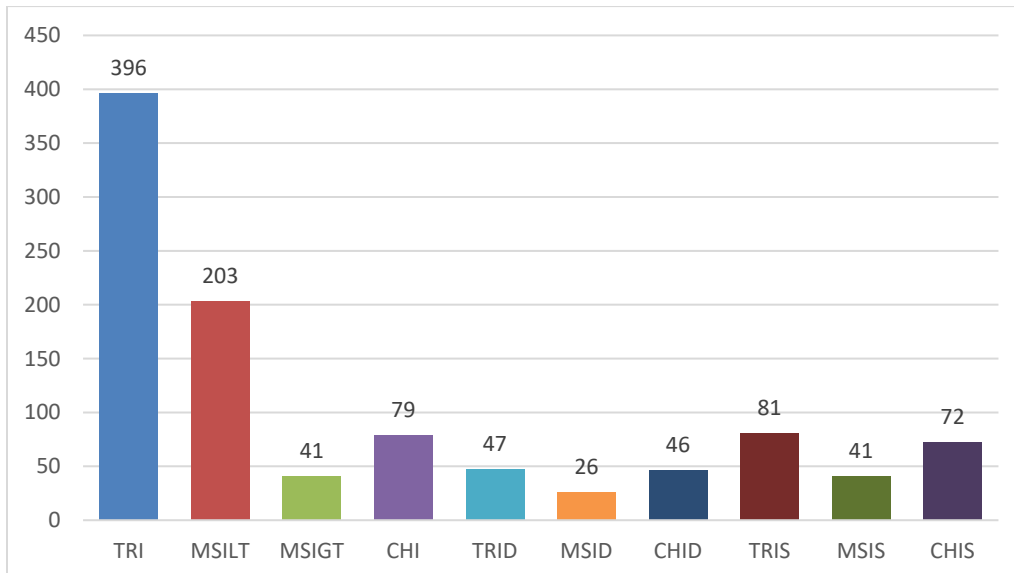
Discretionary Projects:

- 47 projects (4.55%) were on town roads (TRID)
- 26 projects (2.52%) were on municipal streets in cities and villages (MSID)
- 46 projects (4.46%) were on county highways (CHID)

Supplemental Projects:

- 81 projects (7.85%) were on town roads (TRIS)
- 41 projects (3.97%) were on municipal streets in cities and villages (MSIS)
- 72 projects (6.98%) were on county highways (CHIS)

**Figure 4 – Number of Current Projects by Program Component**



**Table 3** provides a statewide overview of the number of projects by component type and associated cost shares.

**Table 3**

<i>Statewide Totals by Component</i>				
Component by Government Type	Number of Projects	Local Share	LRIP Reimbursement Amount	Total Project Cost
CHI	79	\$49,441,756.70	\$16,823,950.29	\$66,265,706.99
CHID	46	\$30,187,058.26	\$12,268,172.23	\$42,455,230.49
CHIS	72	\$49,389,886.35	\$35,455,770.30	\$84,845,656.65
MSID	26	\$20,567,554.72	\$8,867,953.93	\$29,435,508.65
MSIGT	41	\$32,177,121.63	\$5,514,463.96	\$37,691,585.59
MSILT	203	\$40,928,378.28	\$5,058,310.84	\$45,986,689.12
MSIS	41	\$27,243,250.79	\$26,515,078.20	\$53,758,328.99
TRI	396	\$37,503,678.43	\$10,301,453.95	\$47,805,132.38
TRID	47	\$14,947,905.81	\$14,738,641.54	\$29,686,547.35
TRIS	81	\$16,025,746.15	\$38,927,395.65	\$54,953,141.80
<b>Statewide Totals</b>	<b>1,032</b>	<b>\$318,412,337.12</b>	<b>\$174,471,190.89</b>	<b>\$492,883,528.01</b>

**Table 4** lists other costs associated with LRIP.

**Table 4**

<i>Other Funding Outlays</i>	
Funding Outlay	Payment Amount
Administrative Fees to Counties	\$780,236.27
DNR Funding	\$1,000,000.00
<b>Total</b>	<b>\$1,780,236.27</b>

**Table 5** identifies the statewide averages of program funds, local funds, and total project cost for each component. Local funds cover, on average, from 29% of costs for the TRIS component to 90% of costs for the MSILT component. The average project cost ranges from \$122,026.46 (TRI) to \$1,375,436.40 for (MSIS). Program reimbursements range from an average of 10% (MSILT) to 71% (TRIS).

**Table 5**

<i>Statewide Averages by Component and Total Project Cost</i>					
Component by Government Type	Average LRIP Funds per Project	Average % of LRIP Funds per Project	Average Local Funds per Project	Average % of Local Funds per Project	Average Total Cost per Project
CHI	\$211,884.38	25%	\$624,975.96	75%	\$836,860.33
CHID	\$266,699.40	29%	\$656,240.40	71%	\$922,939.79
CHIS	\$492,441.25	42%	\$685,970.64	58%	\$1,178,411.90
MSIGT	\$133,024.43	15%	\$779,953.12	85%	\$912,977.55
MSILT	\$25,366.03	10%	\$220,109.65	90%	\$245,475.68
MSID	\$343,257.55	28%	\$892,131.66	72%	\$1,235,389.21
MSIS	\$679,049.48	49%	\$696,386.92	51%	\$1,375,436.40
TRI	\$25,838.79	21%	\$96,187.67	79%	\$122,026.46
TRID	\$316,063.16	50%	\$320,531.58	50%	\$636,594.74
TRIS	\$479,457.87	71%	\$197,464.59	29%	\$676,922.46

**Table 6** illustrates the number of projects and average project cost by improvement type. In some instances, the local share greatly exceeds the size of the LRIP match, demonstrating the significant investments local governments continue to make in Wisconsin's local roads system. This table shows the important role that state funding plays in supplementing local monies for improvements.

**Table 6**

<i>Statewide Number of Projects and Average Project Cost by Improvement Type</i>					
Improvement Type	Number of Projects	% of Total Number of Projects	Average LRIP Funds per Project	Average Local Funds per Project	Average Total Cost per Project
Pavement Replacement	276	26.74%	\$121,824.44	\$210,627.94	\$332,452.38
Reconditioning	133	12.89%	\$240,254.40	\$397,523.52	\$637,777.92
Reconstruction	170	16.47%	\$322,607.56	\$703,750.41	\$1,026,357.97
Resurfacing	217	21.03%	\$90,763.10	\$167,705.56	\$258,468.66
Structures	15	1.45%	\$254,647.88	\$259,587.56	\$514,235.44
Hot Mix Asphalt (HMA) Only	221	21.41%	\$138,168.38	\$214,863.84	\$353,032.22

## DISCRETIONARY AND SUPPLEMENTAL PROGRAMS

LRIP's discretionary program has been available for the last 16 biennia. LRIP's supplemental program was introduced in the 2019-2021 biennium and is a close analogue of the discretionary program. Both programs are intended to alleviate financial pressure on local governments by providing funds on a statewide, competitive basis to fund high-cost and high-priority road improvements. The only substantive difference between the two programs is that discretionary projects can be funded up to a maximum 50% state cost share, while supplemental projects can be funded up to a maximum 90% state cost share.

The table below illustrates that, within the discretionary and supplemental programs, there are three separate components for counties, cities and villages, and towns. There are separate selection committees that review and recommend awards to the WisDOT Secretary. Their goal is to distribute the funds equitably across the state.

Local Government	Discretionary Program	Supplemental Program	Selection Committee
Counties	<b>CHID</b> – County Road Improvement Discretionary	<b>CHIS</b> – County Road Improvement Supplemental	<b>CHIDC</b> – County Highway Improvement District Committees
Cities and Villages	<b>MSID</b> – Municipal Street Improvement Discretionary	<b>MSIS</b> – Municipal Street Improvement Supplemental	<b>SMSIDC</b> - Statewide Municipal Street Improvement Discretionary Committee
Towns	<b>TRID</b> – Town Road Improvement Discretionary	<b>TRIS</b> – Town Road Improvement Supplemental	<b>STRIDC</b> - Statewide Town Road Improvement Discretionary Committee

### Town Road Improvement - Discretionary (TRID) and Supplemental (TRIS)

The Statewide Town Road Improvement Discretionary Committee (STRIDC) consists of six Wisconsin Towns Association district directors and six members at large, appointed by the WisDOT Secretary. Also included as voting members on the committee are representatives from the Wisconsin Farm Bureau, Great Lakes Timber Professionals Association, and Wisconsin Dairy Business Association. Committee members may not score and vote on applications submitted by their municipality during the term of their assignment on the committee.

TRID funding has been available for 16 biennia, while TRIS funding has been available for three biennia. The purpose of this funding is to help meet the significant needs of towns in the maintenance of Wisconsin's 61,294 miles of town roads and to provide strong funding assistance when large improvements are undertaken. To be eligible for funding, the total eligible project cost must be at least \$100,000. The four major selection criteria, in priority order, are: (1) Safety; (2) Reconstruction with heavy vehicle or high-volume traffic; (3) Reconstruction with typical traffic; and (4) Multi-jurisdictional projects. In addition, applications submitted for projects fitting the (2) criteria require a professional design.

On February 29 and March 18, 2024, the STRIDC met to review the 342 submitted applications from Wisconsin towns for discretionary and supplemental grants under the LRIP program. The committee recommended 47 projects for TRID funding, allocating a total of \$15.34 million. For the TRIS component, the committee recommended 81 projects for funding, totaling \$39.12 million in awards. In the event any of the awards were not accepted by the project sponsors, the STRIDC Chair and the WTA Executive Director reviewed the applications and recommended alternate project(s) based on the criteria established by the committee.

WisDOT appreciates the work by local representatives who served on the 2024-2025 committee:

- Steve Dickinsen, (Committee Chair), Town of Garfield, Jackson County
- Keith Henderson, Town of Brookfield, Waukesha County
- John Piechowski, Town of Warren, Waushara County
- Dale Houdek, Town of Emery, Price County
- Tom Winker, Town of Belgium, Ozaukee County
- Mike Pagel, Town of Lanark, Portage County
- Betty Manson, Town of Plymouth, Juneau County
- Kevin Koth, Town of Bradley, Lincoln County
- Jack Herricks, Town of Jefferson, Monroe County
- Joe Schumacher, Town of Ellington, Outagamie County
- Bob Dries, Town of Clyde, Iowa County
- Henry Schienebeck, Great Lakes Timber Professionals Association
- Chad Zuleger, Wisconsin Dairy Business Association
- Robert Nigh, Wisconsin Farm Bureau
- Tim Kessler, Town of Evergreen, Washburn County

WisDOT Committee Staff:

- Merrill Mechler-Hickson, Local Programs & Finance Section Chief
- Tim Olusegun, Local Programs & Finance Section Supervisor
- John Moe, Statewide Local Program Manager
- Aaron Banman, Data Specialist
- Benjamin Radue, Contract Specialist
- Anna Kraft, Program Analyst
- Nina Werner, IS Data Services Senior

Tables 7 and 8 list town discretionary (TRID) and supplemental (TRIS) projects by improvement type.

**Table 7**

<i><b>TRID 2024 2025 Projects by Improvement Type</b></i>				
<b>Improvement Type</b>	<b>Number of Projects</b>	<b>Local Share</b>	<b>LRIP Reimbursement Amount</b>	<b>Total Eligible Cost</b>
<b>Pavement Replacement</b>	<b>20</b>	<b>\$4,431,643.53</b>	<b>\$4,364,130.49</b>	<b>\$8,795,774.02</b>
<b>Reconditioning</b>	<b>13</b>	<b>\$5,301,551.68</b>	<b>\$5,224,323.27</b>	<b>\$10,525,874.95</b>
<b>Reconstruction</b>	<b>8</b>	<b>\$4,276,922.93</b>	<b>\$4,223,586.45</b>	<b>\$8,500,509.38</b>
<b>Resurfacing</b>	<b>5</b>	<b>\$603,292.67</b>	<b>\$596,096.33</b>	<b>\$1,199,389.00</b>
<b>Structures</b>	<b>1</b>	<b>\$334,495.00</b>	<b>\$330,505.00</b>	<b>\$665,000.00</b>
<b>Total</b>	<b>47</b>	<b>\$14,947,905.81</b>	<b>\$14,738,641.54</b>	<b>\$29,686,547.35</b>

**Table 8**

<i><b>TRIS 2024 2025 Projects by Improvement Type</b></i>				
<b>Improvement Type</b>	<b>Number of Projects</b>	<b>Local Share</b>	<b>LRIP Reimbursement Amount</b>	<b>Total Eligible Cost</b>
<b>Pavement Replacement</b>	<b>26</b>	<b>\$3,651,694.91</b>	<b>\$9,800,689.53</b>	<b>\$13,452,384.44</b>
<b>Reconditioning</b>	<b>30</b>	<b>\$7,402,817.26</b>	<b>\$17,103,043.89</b>	<b>\$24,505,861.15</b>
<b>Reconstruction</b>	<b>14</b>	<b>\$3,226,886.77</b>	<b>\$7,790,483.27</b>	<b>\$11,017,370.04</b>
<b>Resurfacing</b>	<b>9</b>	<b>\$1,324,347.21</b>	<b>\$3,253,178.96</b>	<b>\$4,577,526.17</b>
<b>Structures</b>	<b>2</b>	<b>\$420,000.00</b>	<b>\$980,000.00</b>	<b>\$1,400,000.00</b>
<b>Total</b>	<b>81</b>	<b>\$16,025,746.15</b>	<b>\$38,927,395.65</b>	<b>\$54,953,141.80</b>

#### Municipal Street Improvement - Discretionary (MSID) and Supplemental (MSIS)

The Statewide Municipal Street Improvement Discretionary Committee (SMSIDC) consists of six members of the League of Wisconsin Municipalities who recommend projects to the WisDOT Secretary. Members of the committee were nominated by the association. Committee members may not score and vote on applications submitted by their municipality during the term of their assignment on the committee. To be eligible for funding, the total project cost must be at least \$250,000. The four major selection criteria categories used for projects are: (1) Safety, (2) Reconstruction projects, (3) High traffic volume projects, and (4) Comprehensive planning.



MSID funding has been available for 13 biennia, while MSIS funding has been available for three biennia. The purpose of the funding is to help meet the significant needs of cities and village in the maintenance of Wisconsin's 21,267 miles of city and village streets.

On March 14, 2024, the SMSIDC met to review the 130 submitted applications from Wisconsin cities and villages for discretionary and supplemental grants under the LRIP program. The committee recommended 26 projects for MSID funding, allocating a total of \$8.86 million. For the MSIS component, the committee recommended 41 projects for funding, totaling \$26.96 million in awards. In the event any of the awards were not accepted by the project sponsors, the SMSIDC Chair and the designee of the League of Wisconsin Municipalities Executive Director reviewed the applications and recommended alternate project(s) based on the criteria established by the committee.

WisDOT appreciates the work by local representatives that served on the 2024-2025 committee:

- Aaron Jenson (Committee Chair), Administrator, City of Waupaca
- Mike Wiza, Mayor, City of Stevens Point
- Dawn Wagner, Administrator, Village of Saukville
- Josh Radomski, Public Works Director, City of New Berlin
- Amber Thomas, Public Works Director, Village of Grafton

WisDOT Committee Staff:

- Merrill Mechler-Hickson, Local Programs & Finance Section Chief
- Tim Olusegun, Local Programs & Finance Section Supervisor
- John Moe, Statewide Local Program Manager
- Aaron Banman, Data Specialist
- Benjamin Radue, Contract Specialist
- Anna Kraft, Program Analyst
- Nina Werner, IS Data Services Senior

Tables 9 and 10 list municipal discretionary (MSID) and supplemental (MSIS) projects by improvement type.

**Table 9**

<i><b>MSID 2024 2025 Projects by Improvement Type</b></i>				
<b>Improvement Type</b>	<b>Number of Projects</b>	<b>Local Share</b>	<b>LRIP Reimbursement Amount</b>	<b>Total Eligible Cost</b>
<b>Pavement Replacement</b>	<b>3</b>	<b>\$1,902,350.00</b>	<b>\$1,030,000.00</b>	<b>\$2,932,350.00</b>
<b>Reconditioning</b>	<b>2</b>	<b>\$579,925.00</b>	<b>\$579,925.00</b>	<b>\$1,159,850.00</b>
<b>Reconstruction</b>	<b>20</b>	<b>\$17,725,779.72</b>	<b>\$6,898,528.93</b>	<b>\$24,624,308.65</b>
<b>Resurfacing</b>	<b>1</b>	<b>\$359,500.00</b>	<b>\$359,500.00</b>	<b>\$719,000.00</b>
<b>Total</b>	<b>26</b>	<b>\$20,567,554.72</b>	<b>\$8,867,953.93</b>	<b>\$29,435,508.65</b>

**Table 10**

<i><b>MSIS 2024 2025 Projects by Improvement Type</b></i>				
<b>Improvement Type</b>	<b>Number of Projects</b>	<b>Local Share</b>	<b>LRIP Reimbursement Amount</b>	<b>Total Eligible Cost</b>
<b>Pavement Replacement</b>	<b>6</b>	<b>\$3,584,632.43</b>	<b>\$3,665,237.83</b>	<b>\$7,249,870.26</b>
<b>Reconditioning</b>	<b>2</b>	<b>\$424,524.50</b>	<b>\$424,524.50</b>	<b>\$849,049.00</b>
<b>Reconstruction</b>	<b>32</b>	<b>\$22,869,888.54</b>	<b>\$22,061,110.54</b>	<b>\$44,930,999.08</b>
<b>Resurfacing</b>	<b>1</b>	<b>\$364,205.32</b>	<b>\$364,205.33</b>	<b>\$728,410.65</b>
<b>Total</b>	<b>41</b>	<b>\$27,243,250.79</b>	<b>\$26,515,078.20</b>	<b>\$53,758,328.99</b>

County Highway Improvement - Discretionary (CHID) and Supplemental (CHIS)

The eight County Highway Improvement District Committees (CHIDC), established across each of WisDOT's eight regions, prioritize and recommend projects to the WisDOT Secretary. The district committees are made up of all county highway commissioners within each WCHA district. The four major selection criteria used by the committees are: (1) Safety, (2) Reconstruction, (3) Traffic volume, and (4) Joint projects between two or more counties. The committee has a goal of equitable distribution, allowing no more than one project per county to be approved in any given program cycle.

CHID funding has been available for 13 biennia, while CHIS funding has been available for three biennia. This reflects ongoing needs along Wisconsin's 19,812 miles of the county trunk highway system. During the 2024-2025 biennium, the County Highway Improvement Discretionary Committees (CHIDC) recommended 45 projects receive discretionary funding and 72 projects receive supplemental funding.

Tables 11 and 12 list county discretionary (CHID) and supplemental (CHIS) projects by improvement type.

**Table 11**

<i><b>CHID 2024 2025 Projects by Improvement Type</b></i>				
<b>Improvement Type</b>	<b>Number of Projects</b>	<b>Local Share</b>	<b>LRIP Reimbursement Amount</b>	<b>Total Eligible Cost</b>
<b>Pavement Replacement</b>	<b>19</b>	<b>\$8,792,880.29</b>	<b>\$3,949,142.84</b>	<b>\$12,742,023.13</b>
<b>Reconditioning</b>	<b>9</b>	<b>\$6,132,113.92</b>	<b>\$2,971,761.43</b>	<b>\$9,103,875.35</b>
<b>Reconstruction</b>	<b>7</b>	<b>\$9,211,539.64</b>	<b>\$2,045,013.48</b>	<b>\$11,256,553.12</b>
<b>Resurfacing</b>	<b>10</b>	<b>\$5,604,128.31</b>	<b>\$2,858,150.58</b>	<b>\$8,462,278.89</b>
<b>Structures</b>	<b>1</b>	<b>\$446,396.10</b>	<b>\$444,103.90</b>	<b>\$890,500.00</b>
<b>Total</b>	<b>46</b>	<b>\$30,187,058.26</b>	<b>\$12,268,172.23</b>	<b>\$42,455,230.49</b>

**Table 12**

<b>CHIS 2024 2025 Projects by Improvement Type</b>				
<b>Improvement Type</b>	<b>Number of Projects</b>	<b>Local Share</b>	<b>LRIP Reimbursement Amount</b>	<b>Total Eligible Cost</b>
<b>Pavement Replacement</b>	<b>28</b>	<b>\$14,860,282.77</b>	<b>\$12,888,469.89</b>	<b>\$27,748,752.66</b>
<b>Reconditioning</b>	<b>17</b>	<b>\$11,464,182.00</b>	<b>\$7,718,777.60</b>	<b>\$19,182,959.60</b>
<b>Reconstruction</b>	<b>11</b>	<b>\$14,383,236.51</b>	<b>\$6,710,797.24</b>	<b>\$21,094,033.75</b>
<b>Resurfacing</b>	<b>12</b>	<b>\$8,018,080.08</b>	<b>\$7,132,830.56</b>	<b>\$15,150,910.64</b>
<b>Structures</b>	<b>4</b>	<b>\$664,104.99</b>	<b>\$1,004,895.01</b>	<b>\$1,669,000.00</b>
<b>Total</b>	<b>72</b>	<b>\$49,389,886.35</b>	<b>\$35,455,770.30</b>	<b>\$84,845,656.65</b>

## FUNDING SUNSET POLICY

The funding sunset policy implemented in the program cycle ensures the timely use of program funds. All monies not used by the sunset deadline are returned to the appropriation for redistribution in the next program cycle. WisDOT provides county highway commissioners with a statewide listing of open projects on a quarterly basis. The statewide *Open Projects Statewide Summary Report* is also posted electronically at the LRIP home page (<http://wisconsin.gov/LRIP>) on the WisDOT internet site.

All entitlement and discretionary projects programmed with 2018-2019 funds were closed by the end of state fiscal year 2023 (June 30, 2023). On June 30, 2023, program sunset funds totaling \$2.28 million on 44 projects statewide were returned to the LRIP appropriation and used as carryover for the 2024-2025 program cycle.

Current program cycles with corresponding sunset date:

<b>Program Cycle</b>	<b>Sunset Date</b>
2020-2021	June 30, 2025
2022-2023	June 30, 2027
2024-2025	June 30, 2029

**Table 13** identifies the number of remaining 2020-2021 open projects by component and the program dollars due to sunset June 30, 2025. As of June 9, 2025, 140 projects totaling roughly \$8 million in program funds remain open. Any projects that are sunset on June 30<sup>th</sup> shall have their funds returned to the LRIP program for redistribution within the appropriate municipal component.

Table 13

<i>Statewide Program Funds Due to Sunset by Component</i>		
Component	Number of Open Projects	LRIP Funds
CHI	9	\$1,593,928.98
CHID	6	\$1,350,717.97
MSIGT	4	\$1,321,514.32
MSILT	52	\$857,587.47
MSID	3	\$1,277,500.00
TRI	61	\$1,211,062.15
TRID	5	\$406,543.02
Total	140	\$8,018,853.91

The current LRIP web system can be accessed via the launch site at:  
[www.wisconsindot.gov/LRIP](http://www.wisconsindot.gov/LRIP).

## CONTACT INFORMATION

---

**John Moe, LRIP Program Manager**

[johnx.moe@dot.wi.gov](mailto:johnx.moe@dot.wi.gov) or (608) 267-0404

Contact John for all program-related questions and requests for project changes and substitutions.

**Dani Fields, Contract Specialist**

[dani.fields@dot.wi.gov](mailto:dani.fields@dot.wi.gov) or (608) 261-4481

Contact Dani for reimbursement requests.

## INTERNET LINKS

---

LRIP home page is located on the WisDOT website at:

[www.wisconsindot.gov/LRIP](http://www.wisconsindot.gov/LRIP)

Wisconsin Statute **86.31**: <http://docs.legis.wisconsin.gov/statutes/statutes/86/31>

Administrative Rule **Trans 206**: [http://docs.legis.wisconsin.gov/code/admin\\_code/trans/206](http://docs.legis.wisconsin.gov/code/admin_code/trans/206)

The LRIP web system can be accessed via the launch site at:

<https://lrp.wisconsindot.gov/login>

# Local Roads Improvement Program (LRIP)

## 2024 - 2025 Biennial Project Summary by County And Project Type

Adams			
Type	No.	Total \$	LRIP Funding
Reconstruction	1	\$1,915,000.00	\$112,539.33
Recondition	3	\$757,672.00	\$424,645.79
Resurfacing	2	\$215,000.00	\$72,860.78
Pavement Replacement	0	\$0.00	\$0.00
Structures	1	\$575,986.65	\$112,450.31
Hot Mix Asphalt	0	\$0.00	\$0.00
Totals	7	\$3,463,658.65	\$722,496.21

Ashland			
Type	No.	Total \$	LRIP Funding
Reconstruction	3	\$1,865,002.40	\$803,825.02
Recondition	1	\$415,625.00	\$290,937.50
Resurfacing	5	\$3,260,299.64	\$469,017.71
Pavement Replacement	4	\$1,011,099.95	\$433,110.00
Structures	0	\$0.00	\$0.00
Hot Mix Asphalt	0	\$0.00	\$0.00
Totals	13	\$6,552,026.99	\$1,996,890.23

Barron			
Type	No.	Total \$	LRIP Funding
Reconstruction	1	\$370,759.00	\$259,531.30
Recondition	5	\$2,694,116.25	\$1,119,146.74
Resurfacing	3	\$334,710.00	\$78,113.81
Pavement Replacement	8	\$1,261,859.43	\$613,089.10
Structures	1	\$65,000.00	\$24,995.69
Hot Mix Asphalt	4	\$241,638.72	\$79,575.80
Totals	22	\$4,968,083.40	\$2,174,452.44

Bayfield			
Type	No.	Total \$	LRIP Funding
Reconstruction	5	\$3,079,256.00	\$1,909,849.01
Recondition	3	\$328,000.00	\$113,758.12
Resurfacing	3	\$329,064.54	\$155,000.00
Pavement Replacement	3	\$1,277,580.47	\$397,182.08
Structures	0	\$0.00	\$0.00
Hot Mix Asphalt	0	\$0.00	\$0.00
Totals	14	\$5,013,901.01	\$2,575,789.21

Brown			
Type	No.	Total \$	LRIP Funding
Reconstruction	6	\$11,010,739.00	\$2,952,321.10
Recondition	1	\$467,000.00	\$326,900.00
Resurfacing	3	\$561,700.00	\$91,377.34
Pavement Replacement	6	\$1,259,535.00	\$295,306.60
Structures	0	\$0.00	\$0.00
Hot Mix Asphalt	2	\$852,791.06	\$250,139.82
Totals	18	\$14,151,765.06	\$3,916,044.86

Buffalo			
Type	No.	Total \$	LRIP Funding
Reconstruction	0	\$0.00	\$0.00
Recondition	3	\$1,665,000.00	\$930,928.45
Resurfacing	5	\$330,996.91	\$81,533.59
Pavement Replacement	2	\$339,965.00	\$139,249.18
Structures	2	\$660,000.00	\$271,490.65
Hot Mix Asphalt	3	\$523,900.00	\$225,661.17
Totals	15	\$3,519,861.91	\$1,648,863.04

Burnett			
Type	No.	Total \$	LRIP Funding
Reconstruction	2	\$348,066.00	\$173,337.80
Recondition	5	\$1,645,578.00	\$537,635.11
Resurfacing	4	\$911,985.80	\$241,289.40
Pavement Replacement	7	\$1,020,768.00	\$259,454.01
Structures	0	\$0.00	\$0.00
Hot Mix Asphalt	0	\$0.00	\$0.00
Totals	18	\$3,926,397.80	\$1,211,716.32

Calumet			
Type	No.	Total \$	LRIP Funding
Reconstruction	0	\$0.00	\$0.00
Recondition	0	\$0.00	\$0.00
Resurfacing	4	\$1,103,777.00	\$489,029.90
Pavement Replacement	5	\$3,198,852.09	\$1,587,886.03
Structures	0	\$0.00	\$0.00
Hot Mix Asphalt	0	\$0.00	\$0.00
Totals	9	\$4,302,629.09	\$2,076,915.93

Chippewa			
Type	No.	Total \$	LRIP Funding
Reconstruction	2	\$1,733,300.00	\$474,853.94
Recondition	2	\$2,980,000.00	\$483,970.80
Resurfacing	2	\$272,958.74	\$35,222.84
Pavement Replacement	10	\$1,479,303.65	\$629,344.42
Structures	1	\$684,000.00	\$582,260.22
Hot Mix Asphalt	0	\$0.00	\$0.00
Totals	17	\$7,149,562.39	\$2,205,652.22

# Local Roads Improvement Program (LRIP)

## 2024 - 2025 Biennial Project Summary by County And Project Type

Clark			
Type	No.	Total \$	LRIP Funding
Reconstruction	3	\$3,967,800.00	\$1,528,213.54
Recondition	1	\$94,200.00	\$47,100.00
Resurfacing	3	\$248,090.00	\$103,750.00
Pavement Replacement	3	\$1,810,937.00	\$1,019,506.81
Structures	0	\$0.00	\$0.00
Hot Mix Asphalt	4	\$1,667,140.00	\$626,266.94
Totals	14	\$7,788,167.00	\$3,324,837.29

Columbia			
Type	No.	Total \$	LRIP Funding
Reconstruction	3	\$2,403,284.00	\$419,681.44
Recondition	0	\$0.00	\$0.00
Resurfacing	5	\$911,200.00	\$203,379.63
Pavement Replacement	4	\$742,999.00	\$71,328.66
Structures	0	\$0.00	\$0.00
Hot Mix Asphalt	10	\$2,978,734.70	\$1,248,030.26
Totals	22	\$7,036,217.70	\$1,942,419.99

Crawford			
Type	No.	Total \$	LRIP Funding
Reconstruction	0	\$0.00	\$0.00
Recondition	0	\$0.00	\$0.00
Resurfacing	3	\$393,500.00	\$94,185.24
Pavement Replacement	1	\$281,200.00	\$56,190.93
Structures	0	\$0.00	\$0.00
Hot Mix Asphalt	1	\$260,000.00	\$85,588.90
Totals	5	\$934,700.00	\$235,965.07

Dane			
Type	No.	Total \$	LRIP Funding
Reconstruction	13	\$11,011,162.00	\$3,555,214.44
Recondition	4	\$1,857,284.00	\$797,311.33
Resurfacing	7	\$1,016,100.66	\$164,437.38
Pavement Replacement	14	\$9,158,435.76	\$3,098,392.94
Structures	1	\$665,000.00	\$330,505.00
Hot Mix Asphalt	0	\$0.00	\$0.00
Totals	39	\$23,707,982.42	\$7,945,861.09

Dodge			
Type	No.	Total \$	LRIP Funding
Reconstruction	4	\$3,556,363.00	\$1,259,874.00
Recondition	1	\$432,800.00	\$302,960.00
Resurfacing	7	\$6,042,345.94	\$1,510,617.96
Pavement Replacement	6	\$1,122,990.50	\$115,528.54
Structures	0	\$0.00	\$0.00
Hot Mix Asphalt	1	\$275,630.85	\$50,000.00
Totals	19	\$11,430,130.29	\$3,238,980.50

Door			
Type	No.	Total \$	LRIP Funding
Reconstruction	5	\$1,478,902.16	\$645,283.25
Recondition	1	\$276,484.00	\$20,000.00
Resurfacing	3	\$1,242,596.00	\$607,082.05
Pavement Replacement	3	\$628,074.36	\$270,792.91
Structures	0	\$0.00	\$0.00
Hot Mix Asphalt	2	\$80,291.60	\$39,426.14
Totals	14	\$3,706,348.12	\$1,582,584.35

Douglas			
Type	No.	Total \$	LRIP Funding
Reconstruction	1	\$145,048.48	\$35,227.98
Recondition	2	\$207,520.00	\$23,912.24
Resurfacing	3	\$892,000.00	\$429,955.94
Pavement Replacement	2	\$183,000.00	\$70,455.95
Structures	0	\$0.00	\$0.00
Hot Mix Asphalt	5	\$2,854,249.01	\$953,590.74
Totals	13	\$4,281,817.49	\$1,513,142.85

Dunn			
Type	No.	Total \$	LRIP Funding
Reconstruction	1	\$330,300.00	\$165,150.00
Recondition	1	\$990,000.00	\$693,000.00
Resurfacing	1	\$41,000.00	\$15,524.77
Pavement Replacement	6	\$593,078.14	\$109,073.30
Structures	0	\$0.00	\$0.00
Hot Mix Asphalt	10	\$2,566,711.69	\$952,536.10
Totals	19	\$4,521,089.83	\$1,935,284.17

Eau Claire			
Type	No.	Total \$	LRIP Funding
Reconstruction	2	\$1,179,617.86	\$587,500.08
Recondition	1	\$630,245.00	\$441,171.50
Resurfacing	2	\$158,162.56	\$67,588.91
Pavement Replacement	5	\$3,472,992.88	\$1,307,765.28
Structures	0	\$0.00	\$0.00
Hot Mix Asphalt	1	\$482,870.67	\$176,803.54
Totals	11	\$5,923,888.97	\$2,580,829.31

# Local Roads Improvement Program (LRIP)

## 2024 - 2025 Biennial Project Summary by County And Project Type

Florence			
Type	No.	Total \$	LRIP Funding
Reconstruction	0	\$0.00	\$0.00
Recondition	0	\$0.00	\$0.00
Resurfacing	4	\$2,147,698.99	\$1,095,767.97
Pavement Replacement	2	\$305,100.50	\$233,484.45
Structures	0	\$0.00	\$0.00
Hot Mix Asphalt	0	\$0.00	\$0.00
Totals	6	\$2,452,799.49	\$1,329,252.42

Fond du Lac			
Type	No.	Total \$	LRIP Funding
Reconstruction	4	\$3,322,000.00	\$1,139,301.28
Recondition	3	\$1,886,700.00	\$1,135,396.82
Resurfacing	1	\$82,000.00	\$35,000.00
Pavement Replacement	2	\$616,502.00	\$350,000.00
Structures	0	\$0.00	\$0.00
Hot Mix Asphalt	2	\$1,863,240.67	\$884,707.16
Totals	12	\$7,770,442.67	\$3,544,405.26

Forest			
Type	No.	Total \$	LRIP Funding
Reconstruction	0	\$0.00	\$0.00
Recondition	0	\$0.00	\$0.00
Resurfacing	2	\$184,500.00	\$81,130.95
Pavement Replacement	3	\$1,073,000.00	\$472,517.05
Structures	0	\$0.00	\$0.00
Hot Mix Asphalt	1	\$98,287.00	\$48,880.95
Totals	6	\$1,355,787.00	\$602,528.95

Grant			
Type	No.	Total \$	LRIP Funding
Reconstruction	7	\$1,357,575.00	\$85,222.13
Recondition	3	\$806,041.00	\$438,004.00
Resurfacing	5	\$1,269,840.00	\$983,654.85
Pavement Replacement	2	\$902,500.00	\$204,644.62
Structures	0	\$0.00	\$0.00
Hot Mix Asphalt	0	\$0.00	\$0.00
Totals	17	\$4,335,956.00	\$1,711,525.60

Green			
Type	No.	Total \$	LRIP Funding
Reconstruction	0	\$0.00	\$0.00
Recondition	0	\$0.00	\$0.00
Resurfacing	0	\$0.00	\$0.00
Pavement Replacement	5	\$1,445,518.65	\$770,425.62
Structures	0	\$0.00	\$0.00
Hot Mix Asphalt	9	\$2,537,199.00	\$1,188,257.31
Totals	14	\$3,982,717.65	\$1,958,682.93

Green Lake			
Type	No.	Total \$	LRIP Funding
Reconstruction	0	\$0.00	\$0.00
Recondition	2	\$1,019,850.00	\$369,031.87
Resurfacing	4	\$186,588.36	\$49,791.81
Pavement Replacement	3	\$1,458,319.72	\$1,005,789.02
Structures	0	\$0.00	\$0.00
Hot Mix Asphalt	3	\$768,947.81	\$239,314.74
Totals	12	\$3,433,705.89	\$1,663,927.44

Iowa			
Type	No.	Total \$	LRIP Funding
Reconstruction	4	\$2,110,000.00	\$756,946.61
Recondition	2	\$631,679.56	\$146,454.86
Resurfacing	2	\$260,868.30	\$124,102.75
Pavement Replacement	1	\$112,000.00	\$44,000.00
Structures	0	\$0.00	\$0.00
Hot Mix Asphalt	2	\$1,199,200.00	\$985,589.00
Totals	11	\$4,313,747.86	\$2,057,093.22

Iron			
Type	No.	Total \$	LRIP Funding
Reconstruction	1	\$332,644.00	\$216,516.00
Recondition	0	\$0.00	\$0.00
Resurfacing	2	\$106,000.00	\$45,466.14
Pavement Replacement	3	\$262,337.53	\$118,518.65
Structures	0	\$0.00	\$0.00
Hot Mix Asphalt	1	\$125,800.00	\$22,733.07
Totals	7	\$826,781.53	\$403,233.86

Jackson			
Type	No.	Total \$	LRIP Funding
Reconstruction	0	\$0.00	\$0.00
Recondition	1	\$38,000.00	\$17,500.00
Resurfacing	4	\$664,867.00	\$422,384.00
Pavement Replacement	3	\$151,313.94	\$43,940.74
Structures	0	\$0.00	\$0.00
Hot Mix Asphalt	3	\$1,530,904.00	\$435,453.67
Totals	11	\$2,385,084.94	\$919,278.41

Jefferson			
Type	No.	Total \$	LRIP Funding
Reconstruction	2	\$2,146,000.00	\$1,151,100.00
Recondition	2	\$875,000.00	\$507,645.54
Resurfacing	1	\$232,947.27	\$58,881.56
Pavement Replacement	0	\$0.00	\$0.00
Structures	0	\$0.00	\$0.00
Hot Mix Asphalt	9	\$3,816,634.16	\$1,270,386.58
Totals	14	\$7,070,581.43	\$2,988,013.68

Juneau			
Type	No.	Total \$	LRIP Funding
Reconstruction	2	\$379,510.00	\$256,051.29
Recondition	2	\$115,650.00	\$43,102.58
Resurfacing	4	\$177,711.26	\$78,481.56
Pavement Replacement	1	\$59,000.00	\$21,551.32
Structures	0	\$0.00	\$0.00
Hot Mix Asphalt	3	\$424,600.00	\$162,335.60
Totals	12	\$1,156,471.26	\$561,522.35

Kenosha			
Type	No.	Total \$	LRIP Funding
Reconstruction	1	\$122,618.52	\$61,309.26
Recondition	2	\$3,695,536.38	\$991,762.13
Resurfacing	3	\$2,004,623.44	\$559,526.94
Pavement Replacement	2	\$731,215.00	\$40,583.78
Structures	0	\$0.00	\$0.00
Hot Mix Asphalt	2	\$1,965,000.00	\$373,713.53
Totals	10	\$8,518,993.34	\$2,026,895.64

# Local Roads Improvement Program (LRIP)

## 2024 - 2025 Biennial Project Summary by County And Project Type

Kewaunee			
Type	No.	Total \$	LRIP Funding
Reconstruction	1	\$635,540.00	\$317,770.00
Recondition	1	\$110,493.00	\$16,619.07
Resurfacing	2	\$711,401.00	\$593,701.12
Pavement Replacement	1	\$43,110.00	\$16,619.07
Structures	0	\$0.00	\$0.00
Hot Mix Asphalt	5	\$462,256.27	\$171,713.01
Totals	10	\$1,962,800.27	\$1,116,422.27

La Crosse			
Type	No.	Total \$	LRIP Funding
Reconstruction	0	\$0.00	\$0.00
Recondition	1	\$427,350.00	\$299,145.00
Resurfacing	0	\$0.00	\$0.00
Pavement Replacement	3	\$1,223,325.98	\$337,843.72
Structures	1	\$157,000.00	\$68,741.17
Hot Mix Asphalt	3	\$2,225,000.00	\$1,478,042.51
Totals	8	\$4,032,675.98	\$2,183,772.40

Lafayette			
Type	No.	Total \$	LRIP Funding
Reconstruction	1	\$576,675.00	\$12,915.55
Recondition	4	\$697,188.48	\$458,104.25
Resurfacing	4	\$1,897,300.00	\$1,058,215.97
Pavement Replacement	1	\$385,000.00	\$12,915.56
Structures	2	\$121,000.00	\$55,000.00
Hot Mix Asphalt	0	\$0.00	\$0.00
Totals	12	\$3,677,163.48	\$1,597,151.33

Langlade			
Type	No.	Total \$	LRIP Funding
Reconstruction	0	\$0.00	\$0.00
Recondition	3	\$620,000.00	\$154,138.39
Resurfacing	6	\$358,626.68	\$98,106.52
Pavement Replacement	3	\$423,245.00	\$242,868.55
Structures	0	\$0.00	\$0.00
Hot Mix Asphalt	2	\$806,352.00	\$386,928.04
Totals	14	\$2,208,223.68	\$882,041.50

Lincoln			
Type	No.	Total \$	LRIP Funding
Reconstruction	0	\$0.00	\$0.00
Recondition	3	\$199,063.40	\$49,284.19
Resurfacing	1	\$53,420.00	\$16,434.51
Pavement Replacement	1	\$175,000.00	\$42,471.26
Structures	0	\$0.00	\$0.00
Hot Mix Asphalt	6	\$1,983,300.00	\$616,194.85
Totals	11	\$2,410,783.40	\$724,384.81

Manitowoc			
Type	No.	Total \$	LRIP Funding
Reconstruction	2	\$1,702,951.00	\$135,249.70
Recondition	2	\$1,684,408.98	\$1,261,822.05
Resurfacing	2	\$372,296.00	\$64,138.48
Pavement Replacement	7	\$1,840,634.76	\$576,373.44
Structures	0	\$0.00	\$0.00
Hot Mix Asphalt	3	\$597,858.44	\$245,471.19
Totals	16	\$6,198,149.18	\$2,283,054.86

Marathon			
Type	No.	Total \$	LRIP Funding
Reconstruction	5	\$5,002,643.00	\$783,864.22
Recondition	2	\$495,081.56	\$56,668.65
Resurfacing	3	\$369,229.00	\$82,120.65
Pavement Replacement	11	\$6,998,928.43	\$3,181,440.97
Structures	0	\$0.00	\$0.00
Hot Mix Asphalt	3	\$2,778,500.00	\$1,649,176.74
Totals	24	\$15,644,381.99	\$5,753,271.23

Marinette			
Type	No.	Total \$	LRIP Funding
Reconstruction	4	\$2,481,349.00	\$1,370,468.78
Recondition	1	\$136,000.00	\$28,446.68
Resurfacing	2	\$186,000.00	\$56,893.36
Pavement Replacement	6	\$3,638,075.00	\$1,278,578.20
Structures	0	\$0.00	\$0.00
Hot Mix Asphalt	6	\$562,023.00	\$145,015.15
Totals	19	\$7,003,447.00	\$2,879,402.17

Marquette			
Type	No.	Total \$	LRIP Funding
Reconstruction	0	\$0.00	\$0.00
Recondition	0	\$0.00	\$0.00
Resurfacing	0	\$0.00	\$0.00
Pavement Replacement	3	\$916,695.12	\$563,744.20
Structures	0	\$0.00	\$0.00
Hot Mix Asphalt	10	\$1,961,201.52	\$851,425.35
Totals	13	\$2,877,896.64	\$1,415,169.55



# Local Roads Improvement Program (LRIP)

## 2024 - 2025 Biennial Project Summary by County And Project Type

Menominee			
Type	No.	Total \$	LRIP Funding
Reconstruction	0	\$0.00	\$0.00
Recondition	0	\$0.00	\$0.00
Resurfacing	1	\$31,045.00	\$14,051.38
Pavement Replacement	2	\$696,702.88	\$302,105.66
Structures	0	\$0.00	\$0.00
Hot Mix Asphalt	0	\$0.00	\$0.00
Totals	3	\$727,747.88	\$316,157.04

Milwaukee			
Type	No.	Total \$	LRIP Funding
Reconstruction	4	\$20,466,000.00	\$4,745,284.93
Recondition	3	\$16,090,900.00	\$2,003,059.53
Resurfacing	7	\$2,369,602.75	\$410,865.47
Pavement Replacement	3	\$1,977,000.00	\$154,035.17
Structures	0	\$0.00	\$0.00
Hot Mix Asphalt	0	\$0.00	\$0.00
Totals	17	\$40,903,502.75	\$7,313,245.10

Monroe			
Type	No.	Total \$	LRIP Funding
Reconstruction	3	\$853,993.12	\$421,659.83
Recondition	5	\$2,322,495.12	\$1,232,621.23
Resurfacing	1	\$35,000.00	\$17,000.00
Pavement Replacement	0	\$0.00	\$0.00
Structures	0	\$0.00	\$0.00
Hot Mix Asphalt	1	\$670,000.00	\$196,320.16
Totals	10	\$3,881,488.24	\$1,867,601.22

Oconto			
Type	No.	Total \$	LRIP Funding
Reconstruction	3	\$1,650,170.00	\$874,514.98
Recondition	3	\$321,406.92	\$62,736.60
Resurfacing	1	\$175,000.00	\$20,912.20
Pavement Replacement	8	\$2,438,111.90	\$875,822.04
Structures	0	\$0.00	\$0.00
Hot Mix Asphalt	2	\$87,900.00	\$41,824.40
Totals	17	\$4,672,588.82	\$1,875,810.22

Oneida			
Type	No.	Total \$	LRIP Funding
Reconstruction	1	\$570,000.00	\$285,000.00
Recondition	4	\$1,700,400.00	\$812,672.60
Resurfacing	2	\$168,500.00	\$52,877.53
Pavement Replacement	5	\$1,493,382.39	\$519,424.93
Structures	0	\$0.00	\$0.00
Hot Mix Asphalt	4	\$1,649,159.29	\$537,435.86
Totals	16	\$5,581,441.68	\$2,207,410.92

Outagamie			
Type	No.	Total \$	LRIP Funding
Reconstruction	2	\$4,473,197.00	\$1,549,630.00
Recondition	0	\$0.00	\$0.00
Resurfacing	1	\$550,000.00	\$86,703.96
Pavement Replacement	6	\$2,589,305.90	\$1,000,808.18
Structures	1	\$1,460,000.00	\$444,503.66
Hot Mix Asphalt	3	\$2,531,500.00	\$1,095,629.75
Totals	13	\$11,604,002.90	\$4,177,275.55

Ozaukee			
Type	No.	Total \$	LRIP Funding
Reconstruction	10	\$10,233,160.00	\$1,630,570.15
Recondition	0	\$0.00	\$0.00
Resurfacing	1	\$89,760.00	\$15,585.50
Pavement Replacement	1	\$617,340.00	\$432,138.00
Structures	0	\$0.00	\$0.00
Hot Mix Asphalt	0	\$0.00	\$0.00
Totals	12	\$10,940,260.00	\$2,078,293.65

Pepin			
Type	No.	Total \$	LRIP Funding
Reconstruction	0	\$0.00	\$0.00
Recondition	0	\$0.00	\$0.00
Resurfacing	1	\$24,835.76	\$9,776.61
Pavement Replacement	1	\$285,000.00	\$62,193.52
Structures	0	\$0.00	\$0.00
Hot Mix Asphalt	5	\$800,629.76	\$297,294.27
Totals	7	\$1,110,465.52	\$369,264.40

Pierce			
Type	No.	Total \$	LRIP Funding
Reconstruction	4	\$3,340,200.00	\$1,654,934.47
Recondition	1	\$717,000.00	\$501,900.00
Resurfacing	2	\$164,508.01	\$50,428.94
Pavement Replacement	0	\$0.00	\$0.00
Structures	0	\$0.00	\$0.00
Hot Mix Asphalt	7	\$2,063,078.00	\$572,406.11
Totals	14	\$6,284,786.01	\$2,779,669.52

# Local Roads Improvement Program (LRIP)

## 2024 - 2025 Biennial Project Summary by County And Project Type

Polk			
Type	No.	Total \$	LRIP Funding
Reconstruction	3	\$3,015,223.00	\$865,882.63
Recondition	2	\$1,216,502.00	\$485,151.95
Resurfacing	6	\$1,016,889.56	\$285,487.29
Pavement Replacement	13	\$3,277,354.43	\$1,313,369.68
Structures	0	\$0.00	\$0.00
Hot Mix Asphalt	0	\$0.00	\$0.00
Totals	24	\$8,525,968.99	\$2,949,891.55

Portage			
Type	No.	Total \$	LRIP Funding
Reconstruction	4	\$2,041,326.00	\$860,801.49
Recondition	2	\$2,527,482.78	\$1,769,237.95
Resurfacing	2	\$402,942.03	\$112,606.15
Pavement Replacement	6	\$1,419,059.51	\$580,454.97
Structures	0	\$0.00	\$0.00
Hot Mix Asphalt	2	\$1,481,237.29	\$637,951.75
Totals	16	\$7,872,047.61	\$3,961,052.31

Price			
Type	No.	Total \$	LRIP Funding
Reconstruction	1	\$40,000.00	\$10,101.16
Recondition	3	\$638,224.00	\$374,803.82
Resurfacing	5	\$850,821.26	\$510,340.69
Pavement Replacement	1	\$64,201.75	\$28,702.66
Structures	0	\$0.00	\$0.00
Hot Mix Asphalt	3	\$4,242,800.00	\$485,591.95
Totals	13	\$5,836,047.01	\$1,409,540.28

Racine			
Type	No.	Total \$	LRIP Funding
Reconstruction	2	\$2,051,819.80	\$1,298,273.86
Recondition	2	\$339,791.57	\$43,694.87
Resurfacing	2	\$745,771.56	\$214,385.78
Pavement Replacement	7	\$2,498,024.00	\$723,459.19
Structures	0	\$0.00	\$0.00
Hot Mix Asphalt	5	\$2,579,990.72	\$1,419,855.58
Totals	18	\$8,215,397.65	\$3,699,669.28

Richland			
Type	No.	Total \$	LRIP Funding
Reconstruction	1	\$135,208.00	\$67,537.99
Recondition	1	\$1,295,000.00	\$906,500.00
Resurfacing	1	\$82,435.95	\$41,217.97
Pavement Replacement	0	\$0.00	\$0.00
Structures	1	\$325,000.00	\$151,144.14
Hot Mix Asphalt	2	\$1,153,756.51	\$693,141.55
Totals	6	\$2,991,400.46	\$1,859,541.65

Rock			
Type	No.	Total \$	LRIP Funding
Reconstruction	3	\$4,222,000.00	\$1,809,832.41
Recondition	4	\$1,697,667.08	\$637,710.54
Resurfacing	2	\$659,050.00	\$186,350.64
Pavement Replacement	3	\$1,697,332.93	\$408,110.58
Structures	0	\$0.00	\$0.00
Hot Mix Asphalt	7	\$2,263,568.00	\$1,413,478.35
Totals	19	\$10,539,618.01	\$4,455,482.52

Rusk			
Type	No.	Total \$	LRIP Funding
Reconstruction	3	\$3,654,431.77	\$1,580,940.75
Recondition	2	\$1,288,128.00	\$639,967.70
Resurfacing	3	\$443,094.07	\$135,464.19
Pavement Replacement	3	\$560,781.11	\$285,746.98
Structures	0	\$0.00	\$0.00
Hot Mix Asphalt	1	\$370,000.00	\$166,986.62
Totals	12	\$6,316,434.95	\$2,809,106.24

Sauk			
Type	No.	Total \$	LRIP Funding
Reconstruction	5	\$4,901,308.67	\$1,973,433.35
Recondition	6	\$3,187,422.65	\$1,162,104.98
Resurfacing	6	\$1,071,030.30	\$474,748.08
Pavement Replacement	3	\$228,966.00	\$78,436.68
Structures	1	\$950,000.00	\$665,000.00
Hot Mix Asphalt	0	\$0.00	\$0.00
Totals	21	\$10,338,727.62	\$4,353,723.09

Sawyer			
Type	No.	Total \$	LRIP Funding
Reconstruction	1	\$2,060,000.00	\$1,030,000.00
Recondition	0	\$0.00	\$0.00
Resurfacing	2	\$172,501.90	\$74,883.84
Pavement Replacement	4	\$1,034,980.99	\$729,115.34
Structures	0	\$0.00	\$0.00
Hot Mix Asphalt	2	\$913,000.00	\$334,185.91
Totals	9	\$4,180,482.89	\$2,168,185.09

# Local Roads Improvement Program (LRIP)

## 2024 - 2025 Biennial Project Summary by County And Project Type

Shawano			
Type	No.	Total \$	LRIP Funding
Reconstruction	1	\$23,200.00	\$11,600.00
Recondition	0	\$0.00	\$0.00
Resurfacing	2	\$185,750.00	\$85,589.50
Pavement Replacement	5	\$1,117,940.00	\$490,930.08
Structures	0	\$0.00	\$0.00
Hot Mix Asphalt	5	\$2,391,415.06	\$1,018,969.10
Totals	13	\$3,718,305.06	\$1,607,088.68

Sheboygan			
Type	No.	Total \$	LRIP Funding
Reconstruction	1	\$1,873,100.00	\$577,082.05
Recondition	0	\$0.00	\$0.00
Resurfacing	4	\$694,446.00	\$163,978.38
Pavement Replacement	5	\$699,479.84	\$110,348.09
Structures	2	\$1,600,545.00	\$798,627.35
Hot Mix Asphalt	3	\$580,000.00	\$392,244.61
Totals	15	\$5,447,570.84	\$2,042,280.48

St. Croix			
Type	No.	Total \$	LRIP Funding
Reconstruction	8	\$5,239,419.00	\$1,662,783.92
Recondition	2	\$3,519,410.00	\$2,463,587.00
Resurfacing	0	\$0.00	\$0.00
Pavement Replacement	0	\$0.00	\$0.00
Structures	0	\$0.00	\$0.00
Hot Mix Asphalt	14	\$3,558,823.71	\$1,276,484.43
Totals	24	\$12,317,652.71	\$5,402,855.35

Taylor			
Type	No.	Total \$	LRIP Funding
Reconstruction	1	\$64,772.89	\$25,010.57
Recondition	0	\$0.00	\$0.00
Resurfacing	8	\$603,446.48	\$145,822.57
Pavement Replacement	7	\$1,894,301.90	\$1,074,189.06
Structures	0	\$0.00	\$0.00
Hot Mix Asphalt	3	\$1,757,810.92	\$450,480.30
Totals	19	\$4,320,332.19	\$1,695,502.50

Trempealeau			
Type	No.	Total \$	LRIP Funding
Reconstruction	0	\$0.00	\$0.00
Recondition	5	\$4,457,858.00	\$1,154,434.09
Resurfacing	3	\$218,257.88	\$97,387.21
Pavement Replacement	2	\$110,000.00	\$50,595.60
Structures	0	\$0.00	\$0.00
Hot Mix Asphalt	1	\$347,000.00	\$31,922.60
Totals	11	\$5,133,115.88	\$1,334,339.50

Vernon			
Type	No.	Total \$	LRIP Funding
Reconstruction	1	\$1,865,315.00	\$932,657.50
Recondition	0	\$0.00	\$0.00
Resurfacing	6	\$1,025,237.00	\$555,158.65
Pavement Replacement	1	\$538,500.00	\$77,550.64
Structures	1	\$450,000.00	\$315,000.00
Hot Mix Asphalt	3	\$749,055.16	\$191,016.10
Totals	12	\$4,628,107.16	\$2,071,382.89

Vilas			
Type	No.	Total \$	LRIP Funding
Reconstruction	1	\$641,942.65	\$320,971.32
Recondition	6	\$6,753,121.46	\$879,324.32
Resurfacing	3	\$1,011,295.92	\$600,589.26
Pavement Replacement	2	\$281,988.20	\$35,280.18
Structures	0	\$0.00	\$0.00
Hot Mix Asphalt	0	\$0.00	\$0.00
Totals	12	\$8,688,348.23	\$1,836,165.08

Walworth			
Type	No.	Total \$	LRIP Funding
Reconstruction	3	\$964,683.47	\$87,297.51
Recondition	1	\$1,164,000.00	\$814,800.00
Resurfacing	8	\$4,442,790.95	\$602,704.73
Pavement Replacement	4	\$4,932,600.00	\$1,137,745.56
Structures	0	\$0.00	\$0.00
Hot Mix Asphalt	3	\$392,967.60	\$63,386.74
Totals	19	\$11,897,042.02	\$2,705,934.54

Washburn			
Type	No.	Total \$	LRIP Funding
Reconstruction	0	\$0.00	\$0.00
Recondition	0	\$0.00	\$0.00
Resurfacing	1	\$65,000.00	\$14,206.86
Pavement Replacement	8	\$1,808,559.32	\$830,017.83
Structures	0	\$0.00	\$0.00
Hot Mix Asphalt	9	\$1,328,701.39	\$394,887.04
Totals	18	\$3,202,260.71	\$1,239,111.73

# Local Roads Improvement Program (LRIP)

## 2024 - 2025 Biennial Project Summary by County And Project Type

Washington			
Type	No.	Total \$	LRIP Funding
Reconstruction	8	\$18,378,666.00	\$2,342,319.42
Recondition	4	\$851,000.00	\$307,036.80
Resurfacing	3	\$722,697.75	\$388,977.24
Pavement Replacement	0	\$0.00	\$0.00
Structures	0	\$0.00	\$0.00
Hot Mix Asphalt	2	\$118,323.00	\$35,062.80
Totals	17	\$20,070,686.75	\$3,073,396.26

Waukesha			
Type	No.	Total \$	LRIP Funding
Reconstruction	3	\$5,504,987.90	\$2,185,934.31
Recondition	4	\$4,463,590.00	\$2,525,412.54
Resurfacing	14	\$8,224,584.72	\$3,853,981.48
Pavement Replacement	9	\$3,848,704.26	\$468,917.17
Structures	0	\$0.00	\$0.00
Hot Mix Asphalt	2	\$583,324.66	\$51,937.23
Totals	32	\$22,625,191.54	\$9,086,182.73

Waupaca			
Type	No.	Total \$	LRIP Funding
Reconstruction	2	\$4,830,525.50	\$2,550,490.55
Recondition	2	\$730,150.00	\$352,467.50
Resurfacing	0	\$0.00	\$0.00
Pavement Replacement	3	\$288,293.00	\$135,588.17
Structures	0	\$0.00	\$0.00
Hot Mix Asphalt	5	\$1,863,881.77	\$920,793.81
Totals	12	\$7,712,850.27	\$3,959,340.03

Waushara			
Type	No.	Total \$	LRIP Funding
Reconstruction	0	\$0.00	\$0.00
Recondition	0	\$0.00	\$0.00
Resurfacing	0	\$0.00	\$0.00
Pavement Replacement	3	\$547,355.00	\$299,171.07
Structures	0	\$0.00	\$0.00
Hot Mix Asphalt	6	\$1,983,500.00	\$508,645.59
Totals	9	\$2,530,855.00	\$807,816.66

Winnebago			
Type	No.	Total \$	LRIP Funding
Reconstruction	2	\$5,977,100.00	\$1,887,215.11
Recondition	1	\$306,427.37	\$251,027.74
Resurfacing	0	\$0.00	\$0.00
Pavement Replacement	2	\$591,000.00	\$111,294.50
Structures	0	\$0.00	\$0.00
Hot Mix Asphalt	4	\$2,778,531.35	\$1,406,794.24
Totals	9	\$9,653,058.72	\$3,656,331.59

Wood			
Type	No.	Total \$	LRIP Funding
Reconstruction	3	\$845,000.00	\$432,408.63
Recondition	2	\$356,920.00	\$47,080.17
Resurfacing	2	\$310,000.00	\$59,744.81
Pavement Replacement	7	\$2,617,099.27	\$1,276,026.89
Structures	0	\$0.00	\$0.00
Hot Mix Asphalt	1	\$289,903.87	\$57,527.78
Totals	15	\$4,418,923.14	\$1,872,788.28

Statewide Project Type Totals			
Type	No.	Total \$	LRIP Funding
Reconstruction	170	\$174,480,855.19	\$54,843,285.94
Recondition	133	\$84,824,463.56	\$31,953,835.59
Resurfacing	217	\$56,087,699.94	\$19,695,593.30
Pavement Replacement	276	\$91,756,857.44	\$33,623,545.38
Structures	15	\$7,713,531.65	\$3,819,718.19
Hot Mix Asphalt	221	\$78,020,120.23	\$30,535,212.49
Grand Totals	1,032	\$492,883,528.01	\$174,471,190.89

# Local Roads Improvement Program (LRIP)

## Administrative Fee Report

County	TRI FY24	MSILT FY24	Total Administrative Fees for FY24
Adams County	\$4,727.14	\$230.63	\$4,957.77
Ashland County	\$3,405.98	\$772.25	\$4,178.23
Barron County	\$5,952.21	\$1,759.91	\$7,712.12
Bayfield County	\$7,441.01	\$328.36	\$7,769.37
Brown County	\$2,885.50	\$5,631.22	\$8,516.72
Buffalo County	\$2,179.11	\$561.67	\$2,740.78
Burnett County	\$5,020.34	\$302.24	\$5,322.58
Calumet County	\$1,668.67	\$2,180.52	\$3,849.19
Chippewa County	\$4,878.65	\$2,679.80	\$7,558.45
Clark County	\$6,721.23	\$1,186.51	\$7,907.74
Columbia County	\$3,911.23	\$2,236.70	\$6,147.93
Crawford County	\$2,802.02	\$906.81	\$3,708.83
Dane County	\$6,435.96	\$8,485.19	\$14,921.15
Dodge County	\$4,215.11	\$3,344.80	\$7,559.91
Door County	\$3,212.68	\$1,091.47	\$4,304.15
Douglas County	\$5,270.05	\$570.71	\$5,840.76
Dunn County	\$4,257.88	\$1,491.66	\$5,749.54
Eau Claire County	\$2,663.42	\$815.12	\$3,478.54
Florence County	\$1,627.45	\$0.00	\$1,627.45
Fond Du Lac County	\$3,937.35	\$1,264.62	\$5,201.97
Forest County	\$3,241.60	\$197.53	\$3,439.13
Grant County	\$5,763.50	\$2,324.56	\$8,088.06
Green County	\$3,096.90	\$1,497.01	\$4,593.91
Green Lake County	\$1,406.91	\$772.50	\$2,179.41

# Local Roads Improvement Program (LRIP)

## Administrative Fee Report

County	TRI FY24	MSILT FY24	Total Administrative Fees for FY24
Iowa County	\$2,886.88	\$1,066.77	\$3,953.65
Iron County	\$2,267.22	\$243.36	\$2,510.58
Jackson County	\$4,218.46	\$498.96	\$4,717.42
Jefferson County	\$3,106.21	\$2,357.97	\$5,464.18
Juneau County	\$4,298.72	\$885.32	\$5,184.04
Kenosha County	\$365.74	\$2,421.52	\$2,787.26
Kewaunee County	\$2,071.82	\$686.58	\$2,758.40
La Crosse County	\$1,713.93	\$2,371.54	\$4,085.47
Lafayette County	\$2,988.89	\$616.51	\$3,605.40
Langlade County	\$2,882.97	\$641.90	\$3,524.87
Lincoln County	\$3,278.10	\$1,013.66	\$4,291.76
Manitowoc County	\$3,997.92	\$1,527.45	\$5,525.37
Marathon County	\$7,594.79	\$4,360.47	\$11,955.26
Marinette County	\$6,383.37	\$1,490.65	\$7,874.02
Marquette County	\$2,122.40	\$367.47	\$2,489.87
Menominee County	\$350.34	\$0.00	\$350.34
Milwaukee County	\$0.00	\$6,725.99	\$6,725.99
Monroe County	\$3,947.56	\$1,612.05	\$5,559.61
Oconto County	\$6,256.86	\$807.06	\$7,063.92
Oneida County	\$5,554.42	\$597.41	\$6,151.83
Outagamie County	\$3,712.22	\$4,138.71	\$7,850.93
Ozaukee County	\$1,165.78	\$3,007.48	\$4,173.26
Pepin County	\$1,000.80	\$233.34	\$1,234.14
Pierce County	\$3,322.50	\$1,805.37	\$5,127.87

# Local Roads Improvement Program (LRIP)

## Administrative Fee Report

County	TRI FY24	MSILT FY24	Total Administrative Fees for FY24
Polk County	\$5,729.87	\$1,366.81	\$7,096.68
Portage County	\$4,392.28	\$1,511.30	\$5,903.58
Price County	\$4,293.87	\$482.17	\$4,776.04
Racine County	\$958.03	\$2,921.64	\$3,879.67
Richland County	\$2,716.01	\$545.61	\$3,261.62
Rock County	\$4,353.24	\$1,402.34	\$5,755.58
Rusk County	\$3,377.54	\$572.42	\$3,949.96
Saint Croix County	\$4,870.24	\$3,002.04	\$7,872.28
Sauk County	\$4,503.30	\$2,772.70	\$7,276.00
Sawyer County	\$4,515.09	\$346.57	\$4,861.66
Shawano County	\$4,830.13	\$1,221.52	\$6,051.65
Sheboygan County	\$2,537.43	\$2,087.39	\$4,624.82
Taylor County	\$4,388.72	\$541.68	\$4,930.40
Trempealeau County	\$3,337.17	\$1,207.56	\$4,544.73
Vernon County	\$4,514.67	\$988.38	\$5,503.05
Vilas County	\$4,763.77	\$190.59	\$4,954.36
Walworth County	\$3,419.58	\$4,167.04	\$7,586.62
Washburn County	\$3,896.43	\$572.64	\$4,469.07
Washington County	\$2,622.67	\$3,363.37	\$5,986.04
Waukesha County	\$2,618.34	\$8,859.68	\$11,478.02
Waupaca County	\$4,132.49	\$1,917.48	\$6,049.97
Waushara County	\$3,392.12	\$643.48	\$4,035.60
Winnebago County	\$2,675.91	\$2,692.68	\$5,368.59
Wood County	\$3,889.43	\$3,693.92	\$7,583.35

Local Roads Improvement Program (LRIP)  
Administrative Fee Report

County	TRI FY24	MSILT FY24	Total Administrative Fees for FY24
Totals	\$262,938.13	\$127,180.34	\$390,118.47



# Local Roads Improvement Program (LRIP)

## Administrative Fee Report

County	TRI FY25	MSILT FY25	Total Administrative Fees for FY25
Adams County	\$4,727.13	\$230.62	\$4,957.75
Ashland County	\$3,405.97	\$772.25	\$4,178.22
Barron County	\$5,952.20	\$1,759.90	\$7,712.10
Bayfield County	\$7,441.00	\$328.36	\$7,769.36
Brown County	\$2,885.50	\$5,631.21	\$8,516.71
Buffalo County	\$2,179.10	\$561.66	\$2,740.76
Burnett County	\$5,020.34	\$302.24	\$5,322.58
Calumet County	\$1,668.67	\$2,180.51	\$3,849.18
Chippewa County	\$4,878.65	\$2,679.79	\$7,558.44
Clark County	\$6,721.22	\$1,186.50	\$7,907.72
Columbia County	\$3,911.22	\$2,236.70	\$6,147.92
Crawford County	\$2,802.02	\$906.80	\$3,708.82
Dane County	\$6,435.96	\$8,485.18	\$14,921.14
Dodge County	\$4,215.11	\$3,344.80	\$7,559.91
Door County	\$3,212.68	\$1,091.47	\$4,304.15
Douglas County	\$5,270.04	\$570.71	\$5,840.75
Dunn County	\$4,257.88	\$1,491.65	\$5,749.53
Eau Claire County	\$2,663.42	\$815.12	\$3,478.54
Florence County	\$1,627.44	\$0.00	\$1,627.44
Fond Du Lac County	\$3,937.35	\$1,264.61	\$5,201.96
Forest County	\$3,241.59	\$197.52	\$3,439.11
Grant County	\$5,763.49	\$2,324.55	\$8,088.04
Green County	\$3,096.90	\$1,497.01	\$4,593.91
Green Lake County	\$1,406.91	\$772.50	\$2,179.41

# Local Roads Improvement Program (LRIP)

## Administrative Fee Report

County	TRI FY25	MSILT FY25	Total Administrative Fees for FY25
Iowa County	\$2,886.87	\$1,066.76	\$3,953.63
Iron County	\$2,267.22	\$243.36	\$2,510.58
Jackson County	\$4,218.45	\$498.95	\$4,717.40
Jefferson County	\$3,106.21	\$2,357.96	\$5,464.17
Juneau County	\$4,298.71	\$885.32	\$5,184.03
Kenosha County	\$365.74	\$2,421.52	\$2,787.26
Kewaunee County	\$2,071.82	\$686.57	\$2,758.39
La Crosse County	\$1,713.92	\$2,371.53	\$4,085.45
Lafayette County	\$2,988.88	\$616.50	\$3,605.38
Langlade County	\$2,882.97	\$641.89	\$3,524.86
Lincoln County	\$3,278.10	\$1,013.65	\$4,291.75
Manitowoc County	\$3,997.92	\$1,527.44	\$5,525.36
Marathon County	\$7,594.79	\$4,360.47	\$11,955.26
Marinette County	\$6,383.36	\$1,490.64	\$7,874.00
Marquette County	\$2,122.39	\$367.47	\$2,489.86
Menominee County	\$350.34	\$0.00	\$350.34
Milwaukee County	\$0.00	\$6,725.98	\$6,725.98
Monroe County	\$3,947.56	\$1,612.04	\$5,559.60
Oconto County	\$6,256.86	\$807.05	\$7,063.91
Oneida County	\$5,554.41	\$597.41	\$6,151.82
Outagamie County	\$3,712.22	\$4,138.71	\$7,850.93
Ozaukee County	\$1,165.78	\$3,007.47	\$4,173.25
Pepin County	\$1,000.79	\$233.33	\$1,234.12
Pierce County	\$3,322.50	\$1,805.37	\$5,127.87

# Local Roads Improvement Program (LRIP)

## Administrative Fee Report

County	TRI FY25	MSILT FY25	Total Administrative Fees for FY25
Polk County	\$5,729.86	\$1,366.81	\$7,096.67
Portage County	\$4,392.27	\$1,511.29	\$5,903.56
Price County	\$4,293.87	\$482.16	\$4,776.03
Racine County	\$958.03	\$2,921.64	\$3,879.67
Richland County	\$2,716.01	\$545.60	\$3,261.61
Rock County	\$4,353.24	\$1,402.34	\$5,755.58
Rusk County	\$3,377.53	\$572.41	\$3,949.94
Saint Croix County	\$4,870.24	\$3,002.04	\$7,872.28
Sauk County	\$4,503.29	\$2,772.69	\$7,275.98
Sawyer County	\$4,515.09	\$346.57	\$4,861.66
Shawano County	\$4,830.13	\$1,221.52	\$6,051.65
Sheboygan County	\$2,537.43	\$2,087.39	\$4,624.82
Taylor County	\$4,388.71	\$541.68	\$4,930.39
Trempealeau County	\$3,337.17	\$1,207.56	\$4,544.73
Vernon County	\$4,514.66	\$988.38	\$5,503.04
Vilas County	\$4,763.77	\$190.59	\$4,954.36
Walworth County	\$3,419.57	\$4,167.04	\$7,586.61
Washburn County	\$3,896.42	\$572.64	\$4,469.06
Washington County	\$2,622.66	\$3,363.37	\$5,986.03
Waukesha County	\$2,618.33	\$8,859.67	\$11,478.00
Waupaca County	\$4,132.49	\$1,917.47	\$6,049.96
Waushara County	\$3,392.12	\$643.48	\$4,035.60
Winnebago County	\$2,675.90	\$2,692.68	\$5,368.58
Wood County	\$3,889.43	\$3,693.91	\$7,583.34

Local Roads Improvement Program (LRIP)  
Administrative Fee Report

County	TRI FY25	MSILT FY25	Total Administrative Fees for FY25
Totals	\$262,937.82	\$127,179.98	\$390,117.80

HISTORY OF LRIP PROJECTS BY COUNTY AND COMPONENT  
6/9/2025

Biennium	CHI		CHID		CHIS		MSILT		MSIGT		MSID		MSIS		TRI		TRID		TRIS	
	No.	LRIP \$	No.	LRIP \$	No.	LRIP \$	No.	LRIP \$	No.	LRIP \$	No.	LRIP \$	No.	LRIP \$	No.	LRIP \$	No.	LRIP \$	No.	LRIP \$
Adams County																				
1992 - 1993	1	\$55,268.00					2	\$6,751.00							5	\$95,440.50				
1994 - 1995	1	\$58,608.00					2	\$6,834.55							3	\$100,633.00				
1996 - 1997	1	\$58,526.00					2	\$6,646.00							3	\$100,729.00				
1998 - 1999	1	\$83,853.00	1	\$212,931.19			2	\$9,085.74							4	\$144,002.00	1	\$181,114.00		
2000 - 2001	1	\$86,181.00					2	\$9,101.50							3	\$145,853.00	1	\$119,351.72		
2002 - 2003	1	\$89,595.79	1	\$235,000.00			2	\$7,896.68							4	\$147,408.38				
2004 - 2005	1	\$91,421.00	1	\$248,793.11			1	\$9,518.00							6	\$150,124.50				
2006 - 2007	1	\$95,305.08					1	\$9,375.10							3	\$155,966.61				
2008 - 2009	1	\$99,075.09					1	\$9,516.74							6	\$161,747.24				
2010 - 2011	1	\$94,953.16	1	\$247,440.95			1	\$8,921.50							4	\$142,629.16	1	\$148,020.00		
2012 - 2013	1	\$94,770.11					1	\$8,897.07							5	\$155,435.30	1	\$103,823.40		
2014 - 2015	1	\$94,631.02	1	\$236,676.15			1	\$8,925.00							5	\$158,944.02	1	\$60,972.20		
2016 - 2017	1	\$93,828.08					1	\$8,889.32							6	\$154,649.68	1	\$363,817.64		
2018 - 2019	1	\$102,904.65	1	\$256,357.28			1	\$9,643.79							4	\$174,205.72				
2020 - 2021	1	\$100,793.55					1	\$9,349.64			1	\$377,500.00			5	\$175,801.33	1	\$64,895.66		
2022 - 2023	1	\$102,101.90	1	\$468,209.41	1	\$303,266.61	1	\$9,468.27							5	\$178,508.66			1	\$746,449.05
2024 - 2025	1	\$112,450.31			1	\$112,539.33	1	\$9,663.08							3	\$189,593.09			1	\$298,250.40

HISTORY OF LRIP PROJECTS BY COUNTY AND COMPONENT  
6/9/2025

Biennium	CHI		CHID		CHIS		MSILT		MSIGT		MSID		MSIS		TRI		TRID		TRIS	
	No.	LRIP \$	No.	LRIP \$	No.	LRIP \$	No.	LRIP \$	No.	LRIP \$	No.	LRIP \$	No.	LRIP \$	No.	LRIP \$	No.	LRIP \$	No.	LRIP \$
Ashland County																				
1992 - 1993	1	\$43,000.00					3	\$23,245.00							12	\$66,667.18				
1994 - 1995	1	\$45,736.00					3	\$23,814.00							11	\$70,740.19				
1996 - 1997	1	\$45,377.00					3	\$23,262.00							12	\$71,926.00				
1998 - 1999	1	\$64,990.00					2	\$32,650.00							13	\$100,909.21	1	\$59,698.73		
2000 - 2001	1	\$66,290.00	1	\$180,761.00			3	\$32,622.00							14	\$104,476.32				
2002 - 2003	1	\$67,030.91					3	\$31,705.78							12	\$99,851.03	1	\$155,518.00		
2004 - 2005	1	\$67,936.00					3	\$31,357.98			1	\$350,000.00			6	\$107,920.63				
2006 - 2007	1	\$70,458.58	1	\$150,000.00			1	\$31,222.84							7	\$112,790.00	1	\$131,090.00		
2008 - 2009	2	\$72,804.84					2	\$31,308.30							5	\$116,516.92				
2010 - 2011	1	\$69,702.35					2	\$29,411.05							6	\$111,881.27				
2012 - 2013	1	\$69,229.25	1	\$140,269.76			2	\$28,933.64							4	\$109,902.93				
2014 - 2015	2	\$70,737.61					1	\$21,503.70							4	\$114,000.81				
2016 - 2017	1	\$70,206.79					2	\$28,597.74							4	\$112,876.18				
2018 - 2019	1	\$77,290.82					2	\$26,075.41							3	\$128,404.14	1	\$100,837.58		
2020 - 2021			1	\$213,634.23			2	\$35,302.81							4	\$119,629.28				
2022 - 2023	1	\$153,792.36			1	\$176,551.37	1	\$15,307.64			1	\$400,000.00	1	\$510,855.46	4	\$105,691.89	2	\$287,199.11	1	\$427,087.88
2024 - 2025	1	\$85,588.90	1	\$150,000.00	1	\$177,795.49	2	\$32,356.71					1	\$450,244.29	4	\$159,454.97	2	\$650,512.37	1	\$290,937.50

HISTORY OF LRIP PROJECTS BY COUNTY AND COMPONENT  
6/9/2025

Biennium	CHI		CHID		CHIS		MSILT		MSIGT		MSID		MSIS		TRI		TRID		TRIS	
	No.	LRIP \$	No.	LRIP \$	No.	LRIP \$	No.	LRIP \$	No.	LRIP \$	No.	LRIP \$	No.	LRIP \$	No.	LRIP \$	No.	LRIP \$	No.	LRIP \$
Barron County																				
1992 - 1993	2	\$93,188.00					2	\$43,425.00							10	\$120,682.00				
1994 - 1995	6	\$98,036.00					6	\$44,980.00							12	\$128,401.00				
1996 - 1997	5	\$96,896.00					4	\$44,168.00							19	\$127,275.00				
1998 - 1999	7	\$138,466.00					2	\$62,515.00							11	\$181,594.00				
2000 - 2001	3	\$141,045.00	1	\$125,000.00			4	\$63,074.00							12	\$185,397.29	1	\$301,476.00		
2002 - 2003	3	\$144,495.64	1	\$179,316.82			6	\$64,206.43							12	\$185,788.00				
2004 - 2005	3	\$145,963.01					4	\$65,027.00							11	\$190,407.95				
2006 - 2007	2	\$151,972.00					2	\$65,937.00							14	\$197,470.09				
2008 - 2009	2	\$156,719.94	1	\$527,701.85			4	\$66,934.64							13	\$204,809.03				
2010 - 2011	1	\$141,551.19					5	\$63,332.59							13	\$196,557.55				
2012 - 2013	1	\$149,776.78					4	\$62,949.42							12	\$195,250.34				
2014 - 2015	2	\$149,261.03	1	\$206,131.73			3	\$47,062.89							11	\$182,778.07				
2016 - 2017	1	\$147,898.89					5	\$61,995.02							11	\$181,638.01				
2018 - 2019	1	\$162,995.16					3	\$79,064.47							13	\$235,903.13				
2020 - 2021	1	\$152,738.36	2	\$425,000.00			3	\$39,835.47							11	\$218,958.68				
2022 - 2023	2	\$169,365.48			1	\$372,321.32	4	\$67,784.63			1	\$400,000.00			13	\$220,206.78	1	\$373,275.00	1	\$742,580.00
2024 - 2025	1	\$178,638.68	1	\$250,000.00	1	\$371,089.62	4	\$100,295.36					1	\$299,524.50	11	\$237,265.39	1	\$79,002.59	2	\$658,636.30

HISTORY OF LRIP PROJECTS BY COUNTY AND COMPONENT  
6/9/2025

Biennium	CHI		CHID		CHIS		MSILT		MSIGT		MSID		MSIS		TRI		TRID		TRIS	
	No.	LRIP \$	No.	LRIP \$	No.	LRIP \$	No.	LRIP \$	No.	LRIP \$	No.	LRIP \$	No.	LRIP \$	No.	LRIP \$	No.	LRIP \$	No.	LRIP \$
Bayfield County																				
1992 - 1993	1	\$42,564.68					1	\$10,004.00							6	\$141,352.93				
1994 - 1995	1	\$48,715.00					1	\$10,073.00							12	\$165,930.00	1	\$53,744.00		
1996 - 1997	1	\$47,949.00					2	\$10,230.00							9	\$164,155.00	1	\$112,270.00		
1998 - 1999	1	\$68,583.00	1	\$208,319.41			1	\$14,313.00							10	\$229,260.52				
2000 - 2001	1	\$69,872.00					1	\$14,323.00							10	\$198,398.00	1	\$74,746.00		
2002 - 2003	1	\$68,742.20					2	\$13,981.37							12	\$236,482.98				
2004 - 2005	1	\$69,148.31					1	\$13,860.73							10	\$238,338.12	1	\$35,174.51		
2006 - 2007	1	\$72,285.78					1	\$13,780.42							8	\$248,328.37				
2008 - 2009	1	\$74,559.98	1	\$117,964.94			1	\$13,834.23							6	\$256,312.40				
2010 - 2011	1	\$71,635.69					1	\$12,979.66							9	\$244,270.84	1	\$275,628.77		
2012 - 2013	1	\$71,852.05	1	\$150,000.00			1	\$11,666.30							8	\$242,856.34				
2014 - 2015	1	\$70,950.39					1	\$12,701.03							11	\$249,342.11	2	\$668,988.84		
2016 - 2017	1	\$70,311.84	1	\$106,716.11			1	\$12,464.95							7	\$230,562.07	1	\$971,185.47		
2018 - 2019	1	\$77,484.70													9	\$295,495.36	2	\$156,838.89		
2020 - 2021							1	\$12,715.93							8	\$267,740.29	1	\$215,091.82		
2022 - 2023			1	\$125,000.00	1	\$176,994.25	1	\$12,865.07							12	\$251,552.71	2	\$668,478.22	2	\$2,021,126.48
2024 - 2025	1	\$86,260.86			1	\$179,191.37	1	\$13,758.12			1	\$136,900.00	1	\$384,900.00	6	\$298,439.31	1	\$131,729.85	2	\$1,344,609.70



HISTORY OF LRIP PROJECTS BY COUNTY AND COMPONENT  
6/9/2025

Biennium	CHI		CHID		CHIS		MSILT		MSIGT		MSID		MSIS		TRI		TRID		TRIS	
	No.	LRIP \$	No.	LRIP \$	No.	LRIP \$	No.	LRIP \$	No.	LRIP \$	No.	LRIP \$	No.	LRIP \$	No.	LRIP \$	No.	LRIP \$	No.	LRIP \$
Brown County																				
1992 - 1993	1	\$264,954.00					7	\$105,513.00	2	\$152,732.00					11	\$70,347.00				
1994 - 1995	1	\$280,861.00					7	\$110,985.00	1	\$160,655.00					17	\$75,149.00				
1996 - 1997	1	\$141,000.00					7	\$112,887.00	1	\$159,315.00					14	\$75,232.36				
1998 - 1999	2	\$408,903.00	1	\$247,631.00			7	\$163,111.00	2	\$226,191.00					11	\$109,133.00				
2000 - 2001	2	\$419,737.00	1	\$245,165.00			7	\$168,168.00	1	\$229,681.00	1	\$131,288.00			9	\$115,065.00	1	\$145,338.00		
2002 - 2003	2	\$427,256.00					6	\$130,205.00	2	\$274,915.00					12	\$114,723.00				
2004 - 2005	2	\$435,451.00	2	\$511,773.00			5	\$157,012.48	2	\$278,482.00	1	\$208,866.66			7	\$113,508.97				
2006 - 2007	2	\$455,875.69	1	\$106,790.37			4	\$236,206.53	2	\$282,400.70					7	\$92,902.07				
2008 - 2009	2	\$473,270.65	1	\$437,489.00			5	\$244,872.38	2	\$287,017.28					7	\$97,116.88				
2010 - 2011	2	\$453,652.75	1	\$450,000.00			6	\$232,378.35	4	\$270,598.83					7	\$93,562.98	1	\$70,316.49		
2012 - 2013	2	\$451,517.60	1	\$350,000.00			5	\$230,248.39	3	\$267,515.87					7	\$93,045.19	1	\$88,323.70		
2014 - 2015	1	\$465,831.42					5	\$233,864.23	2	\$272,299.72					7	\$94,765.92	1	\$158,268.11		
2016 - 2017	1	\$455,344.71	1	\$262,000.00			5	\$213,893.88	2	\$268,950.17	1	\$294,962.21			7	\$88,355.28	1	\$101,320.35		
2018 - 2019	1	\$516,334.86					4	\$248,382.33	2	\$291,812.98					6	\$89,863.42	3	\$1,308,741.07		
2020 - 2021	1	\$513,053.50	1	\$424,107.29			5	\$259,039.18	2	\$286,665.81	1	\$450,000.00			6	\$91,138.15	1	\$845,954.89		
2022 - 2023	1	\$525,672.79			1	\$575,640.50	2	\$209,508.84	3	\$364,219.87	1	\$400,000.00	1	\$532,122.50	7	\$108,501.55	1	\$373,275.00	1	\$1,195,198.13
2024 - 2025	1	\$587,735.15	1	\$444,103.91	1	\$577,082.04	3	\$235,942.51	3	\$346,684.15	1	\$400,000.00	1	\$898,400.00	6	\$99,197.10			1	\$326,900.00

HISTORY OF LRIP PROJECTS BY COUNTY AND COMPONENT  
6/9/2025

Biennium	CHI		CHID		CHIS		MSILT		MSIGT		MSID		MSIS		TRI		TRID		TRIS	
	No.	LRIP \$	No.	LRIP \$	No.	LRIP \$	No.	LRIP \$	No.	LRIP \$	No.	LRIP \$	No.	LRIP \$	No.	LRIP \$	No.	LRIP \$	No.	LRIP \$
Buffalo County																				
1992 - 1993	2	\$68,565.86					4	\$15,220.00							3	\$45,589.00				
1994 - 1995	2	\$63,008.90					3	\$15,727.00							6	\$48,479.00				
1996 - 1997	1	\$72,192.00					5	\$15,527.00							3	\$47,932.00				
1998 - 1999	2	\$103,010.00	1	\$205,285.81			5	\$21,927.00							6	\$68,500.00				
2000 - 2001	3	\$105,015.01					6	\$22,020.00							6	\$69,685.00				
2002 - 2003	3	\$106,230.78					6	\$22,250.18							5	\$70,149.76	1	\$131,218.00		
2004 - 2005	5	\$107,560.85	1	\$40,635.08			3	\$22,262.00							5	\$71,017.81				
2006 - 2007	3	\$111,153.36	1	\$238,899.97			3	\$22,183.92							5	\$73,796.25				
2008 - 2009	2	\$114,418.19	1	\$85,000.00			3	\$22,793.90							5	\$76,047.61				
2010 - 2011	2	\$109,443.77	1	\$96,444.67			2	\$14,282.98							6	\$72,818.85				
2012 - 2013	2	\$108,822.62	1	\$80,000.00			3	\$21,230.99							4	\$72,298.17				
2014 - 2015	2	\$110,140.92	1	\$61,690.00			3	\$21,071.75							5	\$73,291.78	1	\$263,461.29		
2016 - 2017	3	\$109,126.20					3	\$20,662.99							4	\$72,798.36				
2018 - 2019	3	\$120,175.35	1	\$185,181.79			1	\$7,439.33							4	\$71,852.41				
2020 - 2021	2	\$117,472.87	1	\$63,640.25			3	\$21,660.33							5	\$89,872.21				
2022 - 2023	2	\$119,228.13	1	\$152,538.00	2	\$273,560.68	1	\$21,986.81							5	\$82,290.36			1	\$302,931.00
2024 - 2025	2	\$130,692.76	1	\$94,968.41	2	\$271,490.65	2	\$23,533.36					1	\$127,482.50	5	\$87,398.36	1	\$497,497.00	1	\$415,800.00

HISTORY OF LRIP PROJECTS BY COUNTY AND COMPONENT  
6/9/2025

Biennium	CHI		CHID		CHIS		MSILT		MSIGT		MSID		MSIS		TRI		TRID		TRIS	
	No.	LRIP \$	No.	LRIP \$	No.	LRIP \$	No.	LRIP \$	No.	LRIP \$	No.	LRIP \$	No.	LRIP \$	No.	LRIP \$	No.	LRIP \$	No.	LRIP \$
Burnett County																				
1992 - 1993	2	\$51,480.00					5	\$8,104.00							11	\$102,434.05				
1994 - 1995	2	\$54,162.00					1	\$8,491.00							13	\$109,226.00	1	\$52,957.62		
1996 - 1997	2	\$53,822.00					1	\$8,357.00							17	\$108,123.00				
1998 - 1999	2	\$76,812.72	1	\$150,936.91			1	\$11,788.00							18	\$155,058.84				
2000 - 2001	1	\$78,633.00					1	\$11,946.00							20	\$157,680.00				
2002 - 2003	1	\$81,640.53					1	\$12,056.73							19	\$158,832.58				
2004 - 2005	1	\$82,987.97	1	\$150,000.00			1	\$12,130.00							11	\$160,884.90				
2006 - 2007	1	\$86,091.52					2	\$12,351.50							11	\$167,662.88				
2008 - 2009	1	\$89,579.70					2	\$12,447.47							11	\$169,045.06				
2010 - 2011	1	\$85,799.47	1	\$150,000.00			2	\$11,665.86							11	\$158,651.38				
2012 - 2013	1	\$85,499.22					2	\$11,591.24							11	\$164,268.94				
2014 - 2015	1	\$84,957.58					2	\$11,435.34							10	\$152,600.00				
2016 - 2017	1	\$84,206.86					1	\$5,623.97							9	\$120,523.20	1	\$100,519.68		
2018 - 2019	1	\$92,681.52	1	\$300,000.00			2	\$12,139.88							12	\$195,951.15	2	\$183,603.24		
2020 - 2021	1	\$90,650.76					2	\$17,007.61							11	\$232,535.48				
2022 - 2023	1	\$91,943.63	1	\$253,749.97	1	\$211,707.53	1	\$5,864.20							11	\$203,413.78	2	\$206,545.50	1	\$149,210.00
2024 - 2025	1	\$103,011.22			1	\$213,987.22	2	\$12,663.75					1	\$155,033.00	10	\$187,146.13	1	\$186,375.00	2	\$353,500.00

HISTORY OF LRIP PROJECTS BY COUNTY AND COMPONENT  
6/9/2025

Biennium	CHI		CHID		CHIS		MSILT		MSIGT		MSID		MSIS		TRI		TRID		TRIS	
	No.	LRIP \$	No.	LRIP \$	No.	LRIP \$	No.	LRIP \$	No.	LRIP \$	No.	LRIP \$	No.	LRIP \$	No.	LRIP \$	No.	LRIP \$	No.	LRIP \$
Calumet County																				
1992 - 1993	1	\$58,502.00					1	\$23,634.00							2	\$39,241.00				
1994 - 1995	1	\$61,449.00					1	\$24,414.00							3	\$41,802.00				
1996 - 1997	1	\$61,657.00					1	\$24,323.00							1	\$41,615.00				
1998 - 1999	1	\$89,059.00					1	\$35,023.00							3	\$58,574.50				
2000 - 2001	1	\$92,044.00	1	\$491,447.00			1	\$36,508.00			1	\$192,140.00			4	\$60,753.80				
2002 - 2003	1	\$94,143.61					1	\$37,865.62							3	\$62,707.67				
2004 - 2005	1	\$97,242.93					1	\$38,269.00							3	\$64,742.00				
2006 - 2007	1	\$102,631.69	1	\$281,790.37			2	\$39,493.28							2	\$67,814.12				
2008 - 2009	1	\$109,029.78					2	\$40,721.51							3	\$70,255.52				
2010 - 2011	1	\$102,949.87					2	\$38,547.04							4	\$66,700.41				
2012 - 2013	1	\$102,835.32					2	\$38,312.65							2	\$67,241.49				
2014 - 2015	1	\$108,071.55	1	\$292,520.85			1	\$19,547.96							3	\$68,683.91	1	\$127,209.13		
2016 - 2017	1	\$107,890.56					2	\$67,469.35							2	\$55,883.75				
2018 - 2019	1	\$122,420.61	1	\$344,092.74			2	\$75,949.24							2	\$61,960.33	1	\$165,227.05		
2020 - 2021	1	\$121,986.98					3	\$75,567.18							2	\$59,416.60	1	\$156,191.57		
2022 - 2023	1	\$123,695.00	1	\$588,438.17	1	\$575,640.52	2	\$82,687.10							2	\$62,926.59	1	\$259,967.52		
2024 - 2025	1	\$137,964.92			1	\$577,082.05	2	\$91,361.55					1	\$364,205.33	2	\$66,926.04	1	\$218,476.04	1	\$620,900.00

HISTORY OF LRIP PROJECTS BY COUNTY AND COMPONENT  
6/9/2025

Biennium	CHI		CHID		CHIS		MSILT		MSIGT		MSID		MSIS		TRI		TRID		TRIS	
	No.	LRIP \$	No.	LRIP \$	No.	LRIP \$	No.	LRIP \$	No.	LRIP \$	No.	LRIP \$	No.	LRIP \$	No.	LRIP \$	No.	LRIP \$	No.	LRIP \$
Chippewa County																				
1992 - 1993	5	\$140,235.00					9	\$45,947.00							26	\$101,699.00				
1994 - 1995	11	\$142,509.71					8	\$49,078.00							24	\$108,415.39				
1996 - 1997	19	\$138,294.58					7	\$47,991.00							24	\$107,556.70				
1998 - 1999	11	\$202,968.89	1	\$158,522.00			7	\$67,976.00							24	\$149,780.13	1	\$126,708.00		
2000 - 2001	6	\$209,299.78	1	\$200,000.00			7	\$67,591.50							23	\$157,655.00	1	\$62,288.00		
2002 - 2003	13	\$211,258.30	1	\$125,000.00			7	\$68,571.00		1	\$188,535.00				22	\$159,083.27	1	\$155,270.92		
2004 - 2005	13	\$214,237.41	1	\$225,000.00			2	\$69,241.27							11	\$162,599.51	1	\$191,495.30		
2006 - 2007	17	\$221,613.31	1	\$101,744.00			3	\$93,192.51							14	\$159,802.65	1	\$190,675.65		
2008 - 2009	10	\$194,662.49	1	\$180,000.00			3	\$98,059.72							9	\$165,924.76				
2010 - 2011	1	\$226,110.58	1	\$194,352.00			3	\$94,273.72							12	\$159,373.47				
2012 - 2013	2	\$225,368.08	1	\$182,615.36			3	\$93,930.11							11	\$158,887.50				
2014 - 2015	1	\$230,155.87	1	\$112,342.00			3	\$95,721.23							12	\$162,386.00	1	\$224,486.70		
2016 - 2017	1	\$228,324.25	1	\$190,150.00			3	\$93,062.00							9	\$137,675.00	1	\$334,634.40		
2018 - 2019	1	\$224,941.02	1	\$156,123.83			3	\$102,873.37							10	\$168,295.82				
2020 - 2021	1	\$275,572.07	1	\$176,659.04			3	\$101,493.45							10	\$181,128.09	1	\$281,838.33		
2022 - 2023	1	\$115,640.92	1	\$323,311.25	1	\$579,850.69	3	\$103,686.60		1	\$373,650.00	1	\$1,225,000.00	12	\$183,954.22	1	\$298,620.00	2	\$949,052.45	
2024 - 2025	1	\$280,294.01	1	\$203,676.79	1	\$582,260.22	2	\$112,280.91		1	\$400,000.00			8	\$195,669.93	1	\$84,811.11	2	\$346,659.25	

HISTORY OF LRIP PROJECTS BY COUNTY AND COMPONENT  
6/9/2025

Biennium	CHI		CHID		CHIS		MSILT		MSIGT		MSID		MSIS		TRI		TRID		TRIS	
	No.	LRIP \$	No.	LRIP \$	No.	LRIP \$	No.	LRIP \$	No.	LRIP \$	No.	LRIP \$	No.	LRIP \$	No.	LRIP \$	No.	LRIP \$	No.	LRIP \$
Clark County																				
1992 - 1993	3	\$85,158.00					2	\$27,578.61							6	\$132,987.04				
1994 - 1995	3	\$88,963.00					2	\$30,659.00							7	\$147,060.00				
1996 - 1997	5	\$88,045.00					3	\$30,213.99							6	\$147,195.00				
1998 - 1999	2	\$126,039.00	1	\$96,967.00			4	\$42,996.00							9	\$210,332.00				
2000 - 2001	3	\$128,426.00	1	\$97,000.00			6	\$43,843.00							10	\$212,632.20	1	\$171,916.00		
2002 - 2003	4	\$130,536.00	1	\$100,000.00			6	\$44,481.98							11	\$215,607.50				
2004 - 2005	2	\$131,922.00	1	\$100,500.00			3	\$44,656.00							13	\$218,132.53				
2006 - 2007	2	\$136,647.94	1	\$101,986.00			4	\$44,543.00							9	\$224,837.00				
2008 - 2009	1	\$140,327.33	2	\$103,999.99			4	\$45,018.99							7	\$230,706.34	1	\$69,635.08		
2010 - 2011	2	\$133,689.26	1	\$98,363.00			3	\$42,636.11							8	\$216,936.05				
2012 - 2013	1	\$133,230.24	1	\$100,000.00			3	\$42,542.27							6	\$207,815.16				
2014 - 2015	1	\$135,563.68	1	\$93,710.00			3	\$43,438.50							6	\$222,882.28	1	\$132,057.30		
2016 - 2017	2	\$134,268.06	1	\$100,058.00			3	\$42,744.61			1	\$155,328.38			5	\$219,203.01				
2018 - 2019	1	\$148,096.28	1	\$103,343.26			1	\$16,861.01							4	\$249,549.04				
2020 - 2021							2	\$38,980.29			1	\$442,150.00			8	\$243,689.48	1	\$91,426.95		
2022 - 2023	1	\$146,927.67	1	\$187,976.33	1	\$337,127.24	4	\$45,943.28			2	\$726,113.00			7	\$253,443.33			1	\$578,115.88
2024 - 2025	1	\$161,480.34	1	\$117,340.33	1	\$335,446.27	2	\$49,713.54					2	\$1,490,500.00	5	\$269,570.91	1	\$472,150.00	1	\$428,635.90

HISTORY OF LRIP PROJECTS BY COUNTY AND COMPONENT  
6/9/2025

Biennium	CHI		CHID		CHIS		MSILT		MSIGT		MSID		MSIS		TRI		TRID		TRIS	
	No.	LRIP \$	No.	LRIP \$	No.	LRIP \$	No.	LRIP \$	No.	LRIP \$	No.	LRIP \$	No.	LRIP \$	No.	LRIP \$	No.	LRIP \$	No.	LRIP \$
Columbia County																				
1992 - 1993	1	\$108,530.00					5	\$61,734.83							4	\$79,315.00				
1994 - 1995	5	\$115,238.00					5	\$50,748.00							4	\$84,554.00				
1996 - 1997	5	\$114,254.00					5	\$50,435.00							4	\$80,585.45				
1998 - 1999	6	\$164,286.00					7	\$71,874.00							6	\$119,469.05				
2000 - 2001	3	\$168,537.00	1	\$190,000.00			7	\$73,830.00							6	\$121,877.08				
2002 - 2003	4	\$173,393.93					7	\$74,712.27							6	\$124,111.01				
2004 - 2005	2	\$176,074.00	2	\$402,877.20			7	\$75,997.90							6	\$125,611.28				
2006 - 2007	2	\$182,886.33					5	\$78,180.29							6	\$130,560.46				
2008 - 2009	5	\$188,415.79	1	\$205,000.00			5	\$76,144.93							6	\$134,591.91				
2010 - 2011	3	\$181,136.03					7	\$77,219.46							5	\$125,428.41				
2012 - 2013	1	\$180,325.55	1	\$154,535.25			7	\$76,778.93							9	\$128,146.64				
2014 - 2015	1	\$184,359.18	1	\$280,000.45			7	\$78,836.64							10	\$131,166.04	1	\$144,128.80		
2016 - 2017	1	\$182,486.97					7	\$77,772.87							9	\$126,794.72	1	\$168,989.10		
2018 - 2019	1	\$200,345.65	1	\$400,000.00			7	\$98,339.04			1	\$399,767.46			11	\$147,094.63	2	\$379,030.68		
2020 - 2021	1	\$196,674.95					5	\$70,708.99			1	\$450,000.00			11	\$145,330.15				
2022 - 2023	1	\$199,269.21	1	\$700,000.00	1	\$250,000.00	5	\$86,172.52			2	\$800,000.00			11	\$147,488.10	2	\$1,065,869.64	1	\$114,630.76
2024 - 2025	1	\$221,076.34			2	\$924,389.00	6	\$93,715.62			1	\$400,000.00			11	\$156,869.03			1	\$146,370.00

HISTORY OF LRIP PROJECTS BY COUNTY AND COMPONENT  
6/9/2025

Biennium	CHI		CHID		CHIS		MSILT		MSIGT		MSID		MSIS		TRI		TRID		TRIS	
	No.	LRIP \$	No.	LRIP \$	No.	LRIP \$	No.	LRIP \$	No.	LRIP \$	No.	LRIP \$	No.	LRIP \$	No.	LRIP \$	No.	LRIP \$	No.	LRIP \$
Crawford County																				
1992 - 1993	1	\$43,000.00					7	\$21,450.00							10	\$51,722.88				
1994 - 1995	1	\$45,736.00					7	\$27,046.50							11	\$60,412.90				
1996 - 1997	1	\$45,377.00					6	\$26,049.00							5	\$59,824.00				
1998 - 1999	1	\$64,990.00	1	\$182,484.00			6	\$37,230.00							6	\$84,424.46				
2000 - 2001	1	\$66,290.00					7	\$37,157.99							4	\$87,452.00	1	\$152,823.00		
2002 - 2003	2	\$67,030.91					3	\$37,338.89							4	\$87,999.28				
2004 - 2005	1	\$67,936.00	1	\$545,000.00			3	\$37,074.00							5	\$89,350.68				
2006 - 2007	1	\$70,458.58					1	\$37,285.01							4	\$93,221.67				
2008 - 2009	1	\$72,804.84					2	\$37,182.86							3	\$95,569.13	1	\$251,197.00		
2010 - 2011	1	\$69,702.35	1	\$420,168.05			2	\$36,128.84							2	\$91,967.93				
2012 - 2013	1	\$69,229.25					3	\$35,485.51							3	\$90,995.27	1	\$457,610.26		
2014 - 2015	1	\$70,737.61					1	\$35,110.36							2	\$93,751.21				
2016 - 2017	1	\$70,206.79	1	\$249,014.88			3	\$33,100.56							2	\$93,221.37				
2018 - 2019	1	\$77,290.82													3	\$103,046.28				
2020 - 2021	1	\$76,304.99					2	\$35,876.77							3	\$68,750.50				
2022 - 2023	1	\$77,487.37	1	\$455,097.70	1	\$968,092.41	1	\$25,925.00							3	\$105,715.64			1	\$199,525.00
2024 - 2025	1	\$85,588.90					2	\$37,994.31							2	\$112,381.86				



HISTORY OF LRIP PROJECTS BY COUNTY AND COMPONENT  
6/9/2025

Biennium	CHI		CHID		CHIS		MSILT		MSIGT		MSID		MSIS		TRI		TRID		TRIS	
	No.	LRIP \$	No.	LRIP \$	No.	LRIP \$	No.	LRIP \$	No.	LRIP \$	No.	LRIP \$	No.	LRIP \$	No.	LRIP \$	No.	LRIP \$	No.	LRIP \$
Dane County																				
1992 - 1993	5	\$463,243.00					8	\$171,811.32	1	\$262,487.00					8	\$137,945.67				
1994 - 1995	4	\$509,496.00					18	\$190,483.00	1	\$287,499.00					10	\$148,263.00	1	\$56,187.00		
1996 - 1997	4	\$511,315.00					16	\$189,247.89	1	\$285,740.00					9	\$148,424.00				
1998 - 1999	8	\$735,942.00	1	\$396,157.00			28	\$281,304.47	1	\$407,285.00					15	\$213,241.18	1	\$199,113.00		
2000 - 2001	6	\$754,125.00					18	\$294,205.33	1	\$414,543.00	1	\$93,944.05			16	\$217,289.00				
2002 - 2003	12	\$770,967.30	1	\$622,925.68			29	\$237,906.27	4	\$522,655.48					15	\$219,341.57				
2004 - 2005	9	\$789,538.99					13	\$241,710.70	3	\$539,444.66					13	\$221,556.78				
2006 - 2007	5	\$826,572.07					12	\$252,783.96	3	\$556,076.19					13	\$228,619.56	1	\$141,256.82		
2008 - 2009	5	\$863,422.83	3	\$640,381.13			11	\$266,985.23	3	\$579,302.65					14	\$237,273.42				
2010 - 2011	5	\$829,063.42					10	\$256,264.40	4	\$554,152.26					14	\$210,004.61				
2012 - 2013	4	\$824,985.20	2	\$354,947.89			12	\$247,420.91	4	\$550,410.64					17	\$225,979.95	1	\$393,643.23		
2014 - 2015	8	\$861,334.59					10	\$267,897.31	4	\$573,301.43					13	\$229,321.04	6	\$1,313,890.55		
2016 - 2017	5	\$868,504.88	2	\$400,000.00			10	\$211,300.31	4	\$575,426.99					14	\$210,427.72	2	\$1,265,217.85		
2018 - 2019	3	\$975,727.73					11	\$336,557.92	4	\$638,213.87	1	\$531,802.50			15	\$211,716.84	1	\$252,754.17		
2020 - 2021	4	\$979,233.15	1	\$400,000.00			10	\$317,647.59	5	\$673,664.27					17	\$239,008.38	1	\$260,448.67		
2022 - 2023	2	\$1,007,598.71			1	\$400,211.50	11	\$312,778.58	4	\$738,092.20	1	\$400,000.00	2	\$4,022,774.80	14	\$248,724.33	2	\$730,623.60	2	\$2,100,154.49
2024 - 2025	1	\$1,163,375.41	1	\$479,114.00	1	\$445,276.00	11	\$355,521.04	4	\$736,832.35	1	\$400,000.00	3	\$1,612,100.00	13	\$223,712.25	2	\$584,062.15	2	\$1,945,867.89

HISTORY OF LRIP PROJECTS BY COUNTY AND COMPONENT  
6/9/2025

Biennium	CHI		CHID		CHIS		MSILT		MSIGT		MSID		MSIS		TRI		TRID		TRIS	
	No.	LRIP \$	No.	LRIP \$	No.	LRIP \$	No.	LRIP \$	No.	LRIP \$	No.	LRIP \$	No.	LRIP \$	No.	LRIP \$	No.	LRIP \$	No.	LRIP \$
Dodge County																				
1992 - 1993	1	\$171,772.00					4	\$39,785.17							5	\$86,332.00				
1994 - 1995	1	\$181,590.00					7	\$75,089.00							15	\$92,056.00				
1996 - 1997	1	\$179,517.00					4	\$74,623.00							5	\$91,960.00	1	\$161,967.00		
1998 - 1999	1	\$257,983.00	1	\$242,908.74			5	\$106,197.02							8	\$131,851.00				
2000 - 2001	1	\$264,621.00	1	\$422,740.00			4	\$111,195.00							5	\$135,043.00				
2002 - 2003	1	\$272,369.40					6	\$112,526.95							4	\$136,826.99	1	\$84,491.43		
2004 - 2005	1	\$275,382.73					6	\$113,031.70							4	\$138,836.66	1	\$48,357.40		
2006 - 2007	1	\$285,193.02	1	\$551,915.00			4	\$113,561.34							4	\$105,231.10	1	\$92,478.00		
2008 - 2009	1	\$292,826.10					3	\$116,017.68							5	\$149,152.65				
2010 - 2011	1	\$280,445.62	2	\$623,877.74			4	\$110,505.50							4	\$142,839.65				
2012 - 2013	1	\$278,463.44					2	\$55,858.11		1	\$489,661.40				5	\$141,944.25				
2014 - 2015	2	\$282,709.04	1	\$439,385.00			3	\$112,003.62							4	\$144,996.82	1	\$92,124.35		
2016 - 2017	1	\$321,923.08					6	\$110,633.33							3	\$144,190.36				
2018 - 2019	2	\$267,246.77	1	\$400,000.00			5	\$120,228.69		1	\$263,180.40				6	\$159,561.94				
2020 - 2021	2	\$302,441.84					5	\$116,505.08							4	\$159,381.08				
2022 - 2023	1	\$5,000.00	1	\$550,000.00	1	\$882,948.30	5	\$139,109.37		2	\$800,000.00				3	\$159,004.06	1	\$289,038.39	1	\$1,670,464.25
2024 - 2025	1	\$334,047.27			1	\$924,389.00	5	\$139,807.12		1	\$325,000.00	1	\$872,500.00		8	\$169,057.11			2	\$474,180.00

HISTORY OF LRIP PROJECTS BY COUNTY AND COMPONENT  
6/9/2025

Biennium	CHI		CHID		CHIS		MSILT		MSIGT		MSID		MSIS		TRI		TRID		TRIS	
	No.	LRIP \$	No.	LRIP \$	No.	LRIP \$	No.	LRIP \$	No.	LRIP \$	No.	LRIP \$	No.	LRIP \$	No.	LRIP \$	No.	LRIP \$	No.	LRIP \$
Door County																				
1992 - 1993	1	\$74,884.00					1	\$29,920.00							1	\$67,091.00				
1994 - 1995	1	\$77,718.00					3	\$29,578.17							3	\$71,532.00	1	\$53,744.00		
1996 - 1997	1	\$76,445.00					3	\$28,638.50							4	\$70,818.00				
1998 - 1999	1	\$110,146.00					7	\$39,754.00							8	\$96,348.87				
2000 - 2001	1	\$112,980.00					4	\$43,062.00							7	\$100,897.22				
2002 - 2003	2	\$116,543.99	2	\$250,000.00			4	\$42,479.70							6	\$102,353.87	1	\$130,367.00		
2004 - 2005	1	\$118,457.68					2	\$38,545.00			1	\$14,787.48			5	\$103,742.00				
2006 - 2007	1	\$122,783.78	1	\$281,790.37			1	\$42,732.38			1	\$423,880.14			8	\$106,785.34				
2008 - 2009	1	\$126,752.00					1	\$43,418.02							7	\$111,463.43				
2010 - 2011	2	\$125,947.55	1	\$275,000.00			2	\$41,006.12							7	\$105,772.81				
2012 - 2013	1	\$125,407.86					3	\$40,630.57							6	\$105,106.13	2	\$112,680.37		
2014 - 2015	1	\$123,635.11	1	\$292,520.85			2	\$40,054.18							7	\$107,144.41	1	\$92,039.55		
2016 - 2017	1	\$123,031.01					2	\$39,496.16							7	\$106,840.99	1	\$117,390.05		
2018 - 2019	1	\$178,114.11	1	\$301,821.25			2	\$40,191.71							7	\$109,332.59	2	\$145,503.08		
2020 - 2021	1	\$133,581.95					1	\$41,186.43							7	\$119,279.21	2	\$192,497.70		
2022 - 2023	1	\$135,948.00	1	\$588,438.00	1	\$575,640.52	3	\$42,016.48					1	\$237,545.77	7	\$121,187.88	1	\$276,223.50		
2024 - 2025	1	\$152,034.00			1	\$577,082.05	2	\$45,731.58					1	\$221,061.33	7	\$128,852.28	1	\$105,364.00	1	\$352,459.11

HISTORY OF LRIP PROJECTS BY COUNTY AND COMPONENT  
6/9/2025

Biennium	CHI		CHID		CHIS		MSILT		MSIGT		MSID		MSIS		TRI		TRID		TRIS	
	No.	LRIP \$	No.	LRIP \$	No.	LRIP \$	No.	LRIP \$	No.	LRIP \$	No.	LRIP \$	No.	LRIP \$	No.	LRIP \$	No.	LRIP \$	No.	LRIP \$
Douglas County																				
1992 - 1993	6	\$93,488.50							1	\$59,913.00					5	\$103,562.72				
1994 - 1995	4	\$106,819.00					4	\$17,294.00	7	\$62,066.00					7	\$114,410.00				
1996 - 1997	5	\$104,926.00					3	\$16,813.00	1	\$53,039.57					8	\$113,270.75				
1998 - 1999	4	\$148,741.00	1	\$172,240.30			3	\$23,514.00	1	\$85,251.00					10	\$162,658.39				
2000 - 2001	1	\$151,535.00					4	\$23,539.00	1	\$85,283.00					8	\$161,473.00				
2002 - 2003	1	\$153,404.73	1	\$159,473.15			4	\$23,824.68	1	\$82,538.92	1	\$275,787.00			8	\$166,913.23				
2004 - 2005	1	\$156,204.00	1	\$200,000.00			4	\$23,258.99	1	\$81,603.73					9	\$168,334.00				
2006 - 2007	1	\$160,871.00	1	\$191,356.00			3	\$23,169.05	1	\$81,123.02					7	\$175,238.68				
2008 - 2009	1	\$165,230.84					3	\$23,540.33	1	\$81,540.32					6	\$180,653.09	1	\$50,315.73		
2010 - 2011	1	\$158,171.91					2	\$14,783.08	1	\$76,530.75					7	\$148,358.16				
2012 - 2013	2	\$157,521.50	1	\$250,000.00			2	\$21,921.76	1	\$75,752.13					10	\$161,647.23				
2014 - 2015	1	\$159,969.60					3	\$22,263.84	1	\$76,452.48					6	\$176,119.31				
2016 - 2017	1	\$158,380.26	1	\$225,000.00			3	\$21,954.17	1	\$75,247.07					6	\$175,071.87				
2018 - 2019	1	\$174,228.94	1	\$228,007.80			3	\$23,696.78	1	\$81,336.68					6	\$166,190.23				
2020 - 2021	1	\$170,806.42					1	\$21,892.43	1	\$82,575.00	1	\$450,000.00			5	\$184,797.00				
2022 - 2023	1	\$172,811.21	1	\$184,787.88	1	\$397,982.01	2	\$22,237.29	1	\$88,285.46			1	\$1,253,500.00	8	\$198,906.84			1	\$72,870.00
2024 - 2025	1	\$190,178.24	1	\$250,000.00	1	\$395,060.97	2	\$23,912.24	1	\$83,123.56	1	\$359,500.00			6	\$211,367.84				

HISTORY OF LRIP PROJECTS BY COUNTY AND COMPONENT  
6/9/2025

Biennium	CHI		CHID		CHIS		MSILT		MSIGT		MSID		MSIS		TRI		TRID		TRIS	
	No.	LRIP \$	No.	LRIP \$	No.	LRIP \$	No.	LRIP \$	No.	LRIP \$	No.	LRIP \$	No.	LRIP \$	No.	LRIP \$	No.	LRIP \$	No.	LRIP \$
Dunn County																				
1992 - 1993	4	\$110,100.00					7	\$34,839.00							11	\$85,355.35				
1994 - 1995	1	\$116,795.00					8	\$36,776.00							13	\$91,127.00				
1996 - 1997	1	\$115,358.00					9	\$32,070.50							11	\$90,103.97	1	\$144,860.65		
1998 - 1999	1	\$165,335.00	1	\$150,095.00			5	\$52,494.00							11	\$128,644.00				
2000 - 2001	1	\$169,186.00	1	\$266,393.00			7	\$53,588.20							11	\$130,914.00				
2002 - 2003	1	\$172,398.21	1	\$120,084.00			7	\$51,874.98							11	\$132,790.72	1	\$79,703.00		
2004 - 2005	1	\$175,234.00	1	\$225,000.00			4	\$53,725.00			1	\$100,087.37			11	\$135,142.91	1	\$92,120.85		
2006 - 2007	1	\$182,871.50					3	\$54,138.28							11	\$140,906.68	1	\$246,279.00		
2008 - 2009	1	\$189,242.25	1	\$140,000.00			4	\$55,332.69							10	\$144,915.46				
2010 - 2011	1	\$181,393.73	1	\$160,436.00			4	\$52,305.99							10	\$140,040.18				
2012 - 2013	1	\$181,048.97	1	\$130,000.00			4	\$52,401.32							8	\$139,147.33	1	\$416,077.74		
2014 - 2015	1	\$184,483.58	1	\$106,715.00			4	\$52,936.26							8	\$142,300.52	1	\$99,771.87		
2016 - 2017	1	\$182,872.14	1	\$156,280.00			4	\$52,085.74							11	\$141,421.89	1	\$80,253.89		
2018 - 2019	1	\$201,901.35	1	\$140,887.33			4	\$57,053.08			1	\$371,025.00			11	\$156,632.86	2	\$649,433.20		
2020 - 2021	1	\$197,839.96	1	\$120,861.27			3	\$47,996.23							11	\$158,190.73				
2022 - 2023	1	\$200,870.77	1	\$256,990.07	1	\$460,903.35	4	\$67,258.79			1	\$400,000.00			11	\$160,728.06	2	\$591,619.83	1	\$938,697.46
2024 - 2025	1	\$221,837.17	1	\$161,198.86	1	\$460,826.69	3	\$62,498.99					1	\$165,150.00	11	\$170,772.46			1	\$693,000.00

HISTORY OF LRIP PROJECTS BY COUNTY AND COMPONENT  
6/9/2025

Biennium	CHI		CHID		CHIS		MSILT		MSIGT		MSID		MSIS		TRI		TRID		TRIS	
	No.	LRIP \$	No.	LRIP \$	No.	LRIP \$	No.	LRIP \$	No.	LRIP \$	No.	LRIP \$	No.	LRIP \$	No.	LRIP \$	No.	LRIP \$	No.	LRIP \$
Eau Claire County																				
1992 - 1993	5	\$161,263.00					4	\$17,237.00	1	\$99,945.00					8	\$52,065.14				
1994 - 1995	6	\$171,690.00					3	\$17,483.58	2	\$107,472.00					7	\$55,477.00				
1996 - 1997	9	\$169,701.00					4	\$17,857.00	2	\$106,758.00					9	\$55,375.00				
1998 - 1999	8	\$242,008.00	1	\$158,409.62			3	\$24,843.68	1	\$152,325.00					6	\$79,875.00				
2000 - 2001	7	\$247,600.00					3	\$25,847.00	2	\$155,921.00					8	\$80,183.00				
2002 - 2003	9	\$250,468.29	1	\$250,000.00			3	\$25,687.44	2	\$157,557.00					3	\$82,372.44	1	\$65,123.00		
2004 - 2005	8	\$254,452.00	1	\$225,000.00			4	\$25,708.84	1	\$158,576.55	1	\$215,228.68			7	\$83,971.66				
2006 - 2007	5	\$263,037.49	1	\$317,273.00			2	\$25,770.34	1	\$160,754.26					5	\$86,690.63				
2008 - 2009	4	\$271,561.90	1	\$225,000.00			2	\$26,453.34	1	\$166,279.51	1	\$172,176.14			6	\$90,345.41	1	\$82,931.71		
2010 - 2011	3	\$259,723.17	1	\$205,615.00			2	\$25,138.33	1	\$157,177.10					4	\$86,655.34				
2012 - 2013	3	\$258,974.58	1	\$155,000.00			1	\$24,918.81	1	\$154,082.28					3	\$86,381.22	1	\$116,280.41		
2014 - 2015	4	\$264,110.59	1	\$183,700.00			1	\$25,285.24	1	\$158,435.32					2	\$88,168.75				
2016 - 2017	1	\$263,148.17	1	\$188,195.37			1	\$25,574.18	1	\$156,811.55					3	\$87,858.61				
2018 - 2019	1	\$290,012.63					1	\$26,942.50	1	\$170,601.51					3	\$97,467.46				
2020 - 2021	1	\$286,625.47	1	\$406,449.14			1	\$28,988.40							2	\$65,700.22	1	\$127,393.10		
2022 - 2023	1	\$291,956.24	1	\$396,768.01	2	\$669,905.10	1	\$30,233.77	1	\$183,841.17					3	\$100,511.28	1	\$381,238.20	2	\$1,769,061.52
2024 - 2025	1	\$326,515.85	1	\$237,264.04	1	\$678,277.75	1	\$34,152.81	1	\$176,803.54	1	\$205,000.00	3	\$99,143.74	1	\$382,500.08	1	\$441,171.50		

HISTORY OF LRIP PROJECTS BY COUNTY AND COMPONENT  
6/9/2025

Biennium	CHI		CHID		CHIS		MSILT		MSIGT		MSID		MSIS		TRI		TRID		TRIS	
	No.	LRIP \$	No.	LRIP \$	No.	LRIP \$	No.	LRIP \$	No.	LRIP \$	No.	LRIP \$	No.	LRIP \$	No.	LRIP \$	No.	LRIP \$	No.	LRIP \$
Florence County																				
1992 - 1993	2	\$43,000.00													6	\$25,753.28				
1994 - 1995	1	\$45,736.00													6	\$35,191.00				
1996 - 1997	1	\$45,377.00													4	\$34,862.00				
1998 - 1999	1	\$64,990.00	1	\$312,351.00											5	\$49,881.00				
2000 - 2001	1	\$66,290.00													5	\$51,176.00				
2002 - 2003	1	\$67,030.91													5	\$51,635.00	1	\$99,050.00		
2004 - 2005	1	\$67,936.00	1	\$237,260.00											4	\$51,658.96				
2006 - 2007	1	\$70,458.58													4	\$53,893.50				
2008 - 2009	1	\$72,804.84	1	\$151,450.02											3	\$54,422.22				
2010 - 2011	1	\$69,702.35	1	\$144,607.25											2	\$53,467.39				
2012 - 2013	1	\$69,229.25													3	\$52,805.00				
2014 - 2015	1	\$70,737.61	1	\$136,744.06											2	\$54,367.34				
2016 - 2017	1	\$70,206.79													2	\$53,439.03				
2018 - 2019	1	\$77,290.82	1	\$148,541.74											2	\$59,708.29				
2020 - 2021															2	\$60,355.86				
2022 - 2023	1	\$77,487.37	1	\$117,605.00	1	\$169,631.67									2	\$61,392.00	1	\$127,343.75	1	\$260,250.00
2024 - 2025	1	\$85,588.90			1	\$216,516.76									1	\$32,636.31	1	\$50,694.00	2	\$943,816.45

HISTORY OF LRIP PROJECTS BY COUNTY AND COMPONENT  
6/9/2025

Biennium	CHI		CHID		CHIS		MSILT		MSIGT		MSID		MSIS		TRI		TRID		TRIS	
	No.	LRIP \$	No.	LRIP \$	No.	LRIP \$	No.	LRIP \$	No.	LRIP \$	No.	LRIP \$	No.	LRIP \$	No.	LRIP \$	No.	LRIP \$	No.	LRIP \$
Fond du Lac County																				
1992 - 1993	4	\$143,533.95					3	\$28,698.00	1	\$56,147.00					12	\$78,532.98				
1994 - 1995	6	\$160,624.05					3	\$29,220.00	2	\$60,391.00					7	\$83,579.00				
1996 - 1997	4	\$162,414.00					2	\$29,879.00	1	\$60,707.00					9	\$82,464.00				
1998 - 1999	9	\$233,121.00	1	\$179,350.00			2	\$42,694.00	1	\$87,674.00					8	\$115,724.24				
2000 - 2001	1	\$238,006.00	1	\$199,203.00			4	\$43,708.00	1	\$89,240.00					8	\$98,500.89				
2002 - 2003	1	\$239,094.82					3	\$44,595.00	1	\$90,105.02					8	\$121,218.74				
2004 - 2005	2	\$241,822.00	1	\$187,651.00			3	\$44,838.00	1	\$90,759.00					5	\$120,278.35				
2006 - 2007	2	\$249,834.55	2	\$185,641.00			1	\$45,231.03	1	\$92,388.95					5	\$129,561.57				
2008 - 2009	2	\$264,197.18					1	\$46,652.09	1	\$95,609.23					5	\$133,736.18	1	\$160,084.73		
2010 - 2011	2	\$253,120.18	1	\$450,000.00			1	\$44,808.96	1	\$90,621.11					4	\$129,039.01				
2012 - 2013	2	\$251,634.81					2	\$41,869.27	1	\$90,175.32					4	\$128,322.43	1	\$79,877.48		
2014 - 2015	2	\$256,776.20	1	\$292,520.85			1	\$44,788.73	1	\$90,413.24					4	\$130,992.13				
2016 - 2017	2	\$254,731.94					1	\$44,332.27	1	\$89,192.36					4	\$130,209.47				
2018 - 2019	2	\$281,098.47	1	\$344,092.76			2	\$48,035.81	1	\$97,844.87					5	\$144,320.01				
2020 - 2021	1	\$277,490.74					1	\$48,905.60	1	\$96,588.26					3	\$143,956.83				
2022 - 2023	1	\$281,375.07	1	\$588,438.21	1	\$575,640.47	1	\$49,411.44	1	\$103,724.80	2	\$718,750.00			5	\$148,310.44	2	\$1,542,870.00	1	\$952,896.05
2024 - 2025	1	\$307,625.11			1	\$577,082.05	1	\$52,986.13	1	\$98,010.15			2	\$988,305.00	4	\$157,916.82			2	\$1,362,480.00



HISTORY OF LRIP PROJECTS BY COUNTY AND COMPONENT  
6/9/2025

Biennium	CHI		CHID		CHIS		MSILT		MSIGT		MSID		MSIS		TRI		TRID		TRIS	
	No.	LRIP \$	No.	LRIP \$	No.	LRIP \$	No.	LRIP \$	No.	LRIP \$	No.	LRIP \$	No.	LRIP \$	No.	LRIP \$	No.	LRIP \$	No.	LRIP \$
Forest County																				
1992 - 1993	1	\$43,000.00					1	\$6,017.00							3	\$45,055.00				
1994 - 1995	2	\$45,736.00					1	\$6,302.86							5	\$68,546.00				
1996 - 1997	1	\$45,377.00					1	\$6,384.00							4	\$68,832.00				
1998 - 1999	1	\$64,678.54	1	\$197,593.00			1	\$8,953.00							7	\$97,378.25	1	\$143,457.00		
2000 - 2001	1	\$66,290.00					1	\$9,010.00							7	\$100,321.50	1	\$200,256.00		
2002 - 2003	1	\$67,030.91					1	\$8,606.14							10	\$100,541.96				
2004 - 2005	1	\$67,936.00	1	\$165,000.00			1	\$8,469.95							7	\$102,564.12				
2006 - 2007	1	\$70,458.58					1	\$8,359.89							7	\$107,259.74				
2008 - 2009	1	\$72,804.84	1	\$148,750.42			1	\$8,408.82							5	\$110,628.81				
2010 - 2011	1	\$69,702.35					1	\$7,912.34							5	\$105,087.23				
2012 - 2013	1	\$69,229.25	1	\$144,615.03			1	\$7,786.28							4	\$105,615.17				
2014 - 2015	1	\$70,737.61					1	\$7,804.17							4	\$107,991.62				
2016 - 2017	1	\$69,727.94	1	\$144,222.94			1	\$7,655.04							4	\$107,357.84				
2018 - 2019							1	\$8,310.18							5	\$118,706.40				
2020 - 2021			1	\$149,041.43			1	\$7,855.90							4	\$95,882.28				
2022 - 2023	1	\$77,487.37			1	\$216,517.86	1	\$7,913.36							4	\$122,324.26				
2024 - 2025	1	\$85,588.90	1	\$170,411.29	1	\$216,516.86									3	\$130,011.90				

HISTORY OF LRIP PROJECTS BY COUNTY AND COMPONENT  
6/9/2025

Biennium	CHI		CHID		CHIS		MSILT		MSIGT		MSID		MSIS		TRI		TRID		TRIS	
	No.	LRIP \$	No.	LRIP \$	No.	LRIP \$	No.	LRIP \$	No.	LRIP \$	No.	LRIP \$	No.	LRIP \$	No.	LRIP \$	No.	LRIP \$	No.	LRIP \$
Grant County																				
1992 - 1993	1	\$106,183.00					4	\$53,176.60							9	\$116,172.00				
1994 - 1995	1	\$110,386.00					6	\$60,401.00							9	\$123,927.00				
1996 - 1997	1	\$108,385.00					7	\$59,265.00							12	\$123,726.00				
1998 - 1999	1	\$154,293.00					5	\$83,672.00							19	\$168,735.59				
2000 - 2001	1	\$156,935.00	1	\$369,741.00			7	\$84,712.00							10	\$179,849.00				
2002 - 2003	1	\$156,538.21					5	\$84,620.10							10	\$181,063.68				
2004 - 2005	1	\$158,054.85	1	\$133,379.00			6	\$84,970.00							8	\$183,595.82				
2006 - 2007	1	\$163,570.34	1	\$585,270.00			7	\$85,846.63							12	\$188,448.45				
2008 - 2009	1	\$167,602.74					4	\$87,148.62							9	\$192,232.39				
2010 - 2011	1	\$166,103.34					7	\$83,363.35							6	\$153,956.40				
2012 - 2013	1	\$160,386.00					7	\$81,618.34							7	\$170,000.00	1	\$118,092.97		
2014 - 2015	1	\$163,129.75					8	\$67,738.80							6	\$199,203.67	1	\$224,486.70		
2016 - 2017	1	\$163,189.12					8	\$67,786.75							6	\$153,221.65	1	\$145,916.16		
2018 - 2019	1	\$179,747.30					9	\$100,501.69							6	\$153,637.89	2	\$246,825.49		
2020 - 2021	1	\$175,493.65					10	\$91,302.87							8	\$179,617.57	1	\$112,447.32		
2022 - 2023	1	\$177,710.55			1	\$420,000.00	10	\$92,620.90				1	\$313,226.81	9	\$198,483.52	3	\$1,100,237.47	1	\$253,310.00	
2024 - 2025	1	\$192,469.99			1	\$842,250.00	8	\$97,396.76						6	\$231,158.85			1	\$348,250.00	

HISTORY OF LRIP PROJECTS BY COUNTY AND COMPONENT  
6/9/2025

Biennium	CHI		CHID		CHIS		MSILT		MSIGT		MSID		MSIS		TRI		TRID		TRIS	
	No.	LRIP \$	No.	LRIP \$	No.	LRIP \$	No.	LRIP \$	No.	LRIP \$	No.	LRIP \$	No.	LRIP \$	No.	LRIP \$	No.	LRIP \$	No.	LRIP \$
Green County																				
1992 - 1993	3	\$78,640.00					1	\$38,094.00							8	\$45,117.55				
1994 - 1995	2	\$80,893.99					1	\$38,500.00							6	\$63,339.94				
1996 - 1997	1	\$82,073.00					1	\$39,119.00							4	\$63,878.00				
1998 - 1999	4	\$117,622.00					4	\$53,680.00							6	\$91,923.00				
2000 - 2001	3	\$120,214.00	1	\$170,000.00			4	\$54,708.00							5	\$94,009.00				
2002 - 2003	3	\$124,644.97					8	\$54,206.11							7	\$95,749.12	1	\$134,462.00		
2004 - 2005	2	\$126,582.65	1	\$537,165.00			1	\$56,163.55							8	\$96,780.50				
2006 - 2007	3	\$131,530.12					3	\$56,630.25							8	\$102,186.25				
2008 - 2009	2	\$136,197.97	1	\$336,737.00			3	\$48,946.19							6	\$105,798.38				
2010 - 2011	1	\$125,174.08					3	\$53,555.42							6	\$101,364.14				
2012 - 2013	1	\$129,472.42	1	\$424,640.00			3	\$53,986.82							4	\$100,905.82				
2014 - 2015	2	\$132,427.42					3	\$54,711.87							3	\$100,199.81	1	\$419,790.13		
2016 - 2017	1	\$131,093.95	2	\$413,263.53			2	\$53,803.04							4	\$74,963.32				
2018 - 2019	1	\$144,110.04					1	\$58,079.21							2	\$91,079.87	1	\$204,962.75		
2020 - 2021	1	\$141,402.46	1	\$400,000.00			2	\$57,641.74							6	\$113,949.87				
2022 - 2023					2	\$1,256,489.13	2	\$58,255.30							4	\$116,843.09	3	\$903,851.48	2	\$526,012.57
2024 - 2025	1	\$157,993.00	1	\$479,113.69	1	\$445,276.76	1	\$18,000.00							7	\$124,208.63	2	\$314,790.85	1	\$419,300.00

HISTORY OF LRIP PROJECTS BY COUNTY AND COMPONENT  
6/9/2025

Biennium	CHI		CHID		CHIS		MSILT		MSIGT		MSID		MSIS		TRI		TRID		TRIS	
	No.	LRIP \$	No.	LRIP \$	No.	LRIP \$	No.	LRIP \$	No.	LRIP \$	No.	LRIP \$	No.	LRIP \$	No.	LRIP \$	No.	LRIP \$	No.	LRIP \$
Green Lake County																				
1992 - 1993	3	\$59,492.00					3	\$20,962.50							2	\$28,622.00				
1994 - 1995	2	\$62,710.00					5	\$21,569.00							4	\$30,431.00				
1996 - 1997	2	\$61,680.00					3	\$21,218.00							3	\$30,196.00				
1998 - 1999	1	\$88,082.00	1	\$212,931.19			3	\$29,519.00							3	\$43,199.00				
2000 - 2001	1	\$89,989.00					1	\$30,932.00							3	\$44,044.00				
2002 - 2003	1	\$89,898.79	1	\$235,000.00			3	\$29,840.17							3	\$44,348.88				
2004 - 2005	2	\$90,892.73					2	\$29,671.00							4	\$45,004.00				
2006 - 2007	1	\$93,785.88	2	\$226,061.65			2	\$29,716.86							4	\$46,786.40				
2008 - 2009	2	\$96,274.57					2	\$30,346.17							5	\$48,404.81				
2010 - 2011	2	\$92,112.22	2	\$247,440.95			3	\$28,709.73							4	\$46,352.65				
2012 - 2013	1	\$91,965.07					2	\$28,369.35							4	\$46,137.29				
2014 - 2015	1	\$59,622.69	2	\$214,062.90			3	\$28,615.00							4	\$46,984.09				
2016 - 2017	1	\$120,922.10					3	\$28,212.38							4	\$46,797.00	1	\$199,418.76		
2018 - 2019	1	\$101,081.97	1	\$256,357.28			3	\$30,479.81							4	\$51,725.93				
2020 - 2021	2	\$98,819.64					2	\$30,042.04							4	\$52,269.20				
2022 - 2023	1	\$100,244.73	1	\$468,209.00	1	\$305,888.60	2	\$30,386.54					1	\$200,000.00	4	\$53,100.64			1	\$416,400.00
2024 - 2025	1	\$110,064.00			1	\$115,143.86	3	\$32,367.08			1	\$354,925.00	1	\$155,000.00	4	\$56,427.50			1	\$840,000.00

HISTORY OF LRIP PROJECTS BY COUNTY AND COMPONENT  
6/9/2025

Biennium	CHI		CHID		CHIS		MSILT		MSIGT		MSID		MSIS		TRI		TRID		TRIS	
	No.	LRIP \$	No.	LRIP \$	No.	LRIP \$	No.	LRIP \$	No.	LRIP \$	No.	LRIP \$	No.	LRIP \$	No.	LRIP \$	No.	LRIP \$	No.	LRIP \$
Iowa County																				
1992 - 1993	1	\$82,930.00					3	\$24,618.09							6	\$58,604.88				
1994 - 1995	1	\$88,129.00					3	\$26,107.00							5	\$62,631.00				
1996 - 1997	1	\$86,402.00					3	\$25,701.00							6	\$62,692.00				
1998 - 1999	1	\$123,692.00					4	\$36,866.30							6	\$89,437.27				
2000 - 2001	1	\$127,544.00	1	\$291,456.00			4	\$37,341.00							6	\$90,962.00				
2002 - 2003							3	\$38,443.64							5	\$91,841.55				
2004 - 2005	1	\$132,574.69	2	\$182,989.80			3	\$39,443.00							5	\$92,891.03	1	\$192,442.14		
2006 - 2007	1	\$138,726.67					3	\$39,744.62							2	\$96,291.56				
2008 - 2009	1	\$142,971.89					3	\$40,508.66							5	\$95,414.17				
2010 - 2011	1	\$136,723.13	3	\$430,726.97			3	\$38,503.98							3	\$95,264.17	1	\$133,482.15		
2012 - 2013	1	\$125,953.28					3	\$37,975.79							5	\$94,739.65	1	\$134,330.75		
2014 - 2015	1	\$137,863.79	1	\$314,846.47			3	\$35,621.94							5	\$96,857.14				
2016 - 2017	1	\$136,760.06					2	\$37,680.27			1	\$211,740.76			4	\$90,895.43				
2018 - 2019	1	\$150,579.75	1	\$400,000.00			3	\$40,832.55			1	\$534,168.24			4	\$111,281.41				
2020 - 2021	1	\$148,053.59					2	\$39,881.60			1	\$127,425.00			3	\$104,241.92				
2022 - 2023	1	\$150,314.38	1	\$950,000.00	1	\$1,256,642.30	3	\$40,530.60					1	\$778,650.00	3	\$108,805.88	1	\$128,655.45	2	\$500,262.96
2024 - 2025	2	\$165,349.26			1	\$924,389.00	3	\$44,696.61							3	\$115,785.02	1	\$94,623.33	1	\$712,250.00

HISTORY OF LRIP PROJECTS BY COUNTY AND COMPONENT  
6/9/2025

Biennium	CHI		CHID		CHIS		MSILT		MSIGT		MSID		MSIS		TRI		TRID		TRIS	
	No.	LRIP \$	No.	LRIP \$	No.	LRIP \$	No.	LRIP \$	No.	LRIP \$	No.	LRIP \$	No.	LRIP \$	No.	LRIP \$	No.	LRIP \$	No.	LRIP \$
Iron County																				
1992 - 1993	1	\$43,000.00					3	\$7,296.00							2	\$35,265.00				
1994 - 1995	1	\$45,000.00					2	\$7,616.00							4	\$49,135.62				
1996 - 1997	1	\$45,377.00					1	\$7,452.00							3	\$45,204.46				
1998 - 1999	1	\$64,990.00					1	\$10,470.00							6	\$68,296.00				
2000 - 2001	2	\$66,290.00	1	\$250,000.00			1	\$10,494.00							7	\$69,778.00				
2002 - 2003	1	\$67,030.91					1	\$10,260.81							5	\$70,142.95				
2004 - 2005	1	\$67,936.00					1	\$10,226.00							8	\$70,498.16				
2006 - 2007	1	\$70,458.58	1	\$179,783.66			2	\$10,162.48							6	\$72,866.29				
2008 - 2009	1	\$72,804.84					1	\$5,867.48							6	\$76,936.85				
2010 - 2011	1	\$69,702.35	2	\$144,607.25			1	\$9,574.62							5	\$73,528.48				
2012 - 2013	1	\$69,229.25					1	\$9,396.78							4	\$69,142.03	1	\$96,766.14		
2014 - 2015	1	\$70,737.61	2	\$136,744.04											4	\$69,665.00				
2016 - 2017	1	\$70,206.79					1	\$9,083.09							4	\$74,658.76				
2018 - 2019			1	\$148,541.72			1	\$14,655.33							5	\$80,786.72				
2020 - 2021	1	\$76,304.99					1	\$9,371.23							4	\$83,793.44				
2022 - 2023	1	\$77,487.37	1	\$217,308.12	1	\$216,517.85	1	\$9,432.38							4	\$68,413.27			2	\$493,655.00
2024 - 2025	1	\$85,588.90			1	\$216,516.00	1	\$10,196.68							4	\$90,932.28				

HISTORY OF LRIP PROJECTS BY COUNTY AND COMPONENT  
6/9/2025

Biennium	CHI		CHID		CHIS		MSILT		MSIGT		MSID		MSIS		TRI		TRID		TRIS	
	No.	LRIP \$	No.	LRIP \$	No.	LRIP \$	No.	LRIP \$	No.	LRIP \$	No.	LRIP \$	No.	LRIP \$	No.	LRIP \$	No.	LRIP \$	No.	LRIP \$
Jackson County																				
1992 - 1993	1	\$57,426.00					2	\$9,661.75							6	\$83,116.88				
1994 - 1995	1	\$60,734.00					2	\$13,557.99							3	\$92,330.00				
1996 - 1997	1	\$60,014.00					3	\$13,312.00							6	\$91,378.00				
1998 - 1999	1	\$85,661.00					2	\$18,922.80							5	\$130,763.52				
2000 - 2001	1	\$88,776.00	1	\$300,000.00			1	\$18,921.00							4	\$128,741.45				
2002 - 2003	1	\$90,459.99					3	\$18,958.56							4	\$133,738.35				
2004 - 2005	1	\$91,741.72	1	\$196,127.75			2	\$18,886.85							6	\$135,294.00				
2006 - 2007	1	\$95,011.94					2	\$19,164.19							8	\$136,851.71				
2008 - 2009	1	\$97,958.50	1	\$152,144.79			3	\$19,603.87							7	\$144,912.48				
2010 - 2011	1	\$93,745.30					1	\$18,499.42							6	\$139,499.78				
2012 - 2013	1	\$93,409.66	1	\$60,000.00			1	\$18,302.26							5	\$138,417.46				
2014 - 2015	2	\$95,494.28	1	\$65,557.00			2	\$18,500.09							4	\$141,531.58				
2016 - 2017	1	\$94,772.83	2	\$70,626.00			2	\$18,216.31							3	\$133,937.71				
2018 - 2019	1	\$104,303.56	1	\$117,783.93			2	\$19,612.42							4	\$161,388.35				
2020 - 2021	1	\$102,238.21	1	\$27,793.20			2	\$19,198.53							5	\$156,611.63				
2022 - 2023	1	\$103,697.97	1	\$132,669.12	1	\$237,933.80	2	\$19,563.76						4	\$157,973.88	1	\$389,606.86	1	\$454,153.60	
2024 - 2025	1	\$114,473.37	1	\$83,182.53	1	\$237,797.77	2	\$20,905.74						5	\$130,419.00			1	\$332,500.00	

HISTORY OF LRIP PROJECTS BY COUNTY AND COMPONENT  
6/9/2025

Biennium	CHI		CHID		CHIS		MSILT		MSIGT		MSID		MSIS		TRI		TRID		TRIS	
	No.	LRIP \$	No.	LRIP \$	No.	LRIP \$	No.	LRIP \$	No.	LRIP \$	No.	LRIP \$	No.	LRIP \$	No.	LRIP \$	No.	LRIP \$	No.	LRIP \$
Jefferson County																				
1992 - 1993	3	\$115,279.00					9	\$76,971.86							15	\$57,820.22				
1994 - 1995	1	\$122,226.00					10	\$81,885.00							5	\$61,764.54				
1996 - 1997	4	\$120,916.00					6	\$49,027.00	3	\$34,767.00					4	\$66,206.00				
1998 - 1999	2	\$174,917.00	1	\$398,956.00			7	\$71,513.00	2	\$50,018.00					4	\$92,659.87				
2000 - 2001	1	\$178,877.00					7	\$74,361.00	2	\$51,125.00					5	\$96,949.00				
2002 - 2003	1	\$181,147.53	2	\$519,922.85			2	\$77,808.19			1	\$261,540.92			4	\$97,798.26	1	\$77,759.00		
2004 - 2005	2	\$183,627.53					3	\$79,593.00	1	\$55,028.00					5	\$99,258.00				
2006 - 2007	1	\$190,117.78					2	\$79,406.48	1	\$55,896.27					4	\$101,463.93				
2008 - 2009	1	\$197,057.70	1	\$125,000.00			4	\$83,111.26	2	\$57,483.49					4	\$104,174.33				
2010 - 2011	1	\$188,674.61					3	\$79,753.46	1	\$54,284.97					4	\$100,067.58	1	\$294,792.71		
2012 - 2013	1	\$187,363.38	1	\$300,000.00			3	\$79,232.90	1	\$53,551.05					4	\$99,505.81				
2014 - 2015	1	\$194,675.73	1	\$200,000.00			3	\$82,285.26	1	\$56,013.40	1	\$273,000.00			5	\$103,692.76	1	\$146,534.94		
2016 - 2017	1	\$192,727.52	1	\$200,000.00			3	\$73,774.12	1	\$55,122.81	1	\$85,130.30			4	\$102,267.35	1	\$629,372.29		
2018 - 2019	1	\$211,930.97	1	\$222,642.61			4	\$88,383.16	1	\$59,845.57					6	\$114,178.65				
2020 - 2021	1	\$208,294.62	1	\$200,000.00			3	\$85,385.33	1	\$59,518.95	1	\$224,071.87			5	\$115,273.55	1	\$149,929.77		
2022 - 2023	1	\$211,273.69	1	\$475,014.75	1	\$231,260.82	3	\$91,082.55	1	\$63,495.59	1	\$127,500.00			5	\$117,171.71	3	\$822,343.24		
2024 - 2025	1	\$234,242.16	1	\$239,557.00	1	\$684,833.00	3	\$95,888.57	1	\$58,881.56	1	\$400,000.00			4	\$86,011.39			2	\$1,188,600.00



HISTORY OF LRIP PROJECTS BY COUNTY AND COMPONENT  
6/9/2025

Biennium	CHI		CHID		CHIS		MSILT		MSIGT		MSID		MSIS		TRI		TRID		TRIS	
	No.	LRIP \$	No.	LRIP \$	No.	LRIP \$	No.	LRIP \$	No.	LRIP \$	No.	LRIP \$	No.	LRIP \$	No.	LRIP \$	No.	LRIP \$	No.	LRIP \$
Juneau County																				
1992 - 1993	1	\$65,098.00					1	\$22,210.00							5	\$86,868.00				
1994 - 1995	2	\$68,553.00					1	\$22,963.00							4	\$88,760.16				
1996 - 1997	1	\$68,366.00					1	\$22,606.00							5	\$89,315.00				
1998 - 1999	2	\$94,883.00					2	\$26,914.10							8	\$130,394.00				
2000 - 2001	1	\$97,032.00	1	\$150,000.00			1	\$32,548.00							6	\$132,638.00				
2002 - 2003	1	\$98,909.00					1	\$32,377.92							8	\$133,320.13				
2004 - 2005	1	\$100,779.94					1	\$32,561.81							6	\$135,303.70				
2006 - 2007	1	\$104,442.00	1	\$215,000.00			1	\$32,700.63							10	\$140,935.10				
2008 - 2009	1	\$109,309.51	1	\$293,696.00			2	\$34,290.99							8	\$146,813.49				
2010 - 2011	2	\$104,949.08					2	\$32,395.05							7	\$141,911.21				
2012 - 2013	2	\$104,739.66	1	\$202,813.78			1	\$32,023.33			1	\$141,800.00			10	\$138,013.24				
2014 - 2015	2	\$105,565.37					3	\$28,359.75							8	\$144,183.33	1	\$316,775.68		
2016 - 2017	1	\$104,642.25	1	\$110,000.00			2	\$31,097.31							10	\$143,423.24				
2018 - 2019							3	\$35,057.03			1	\$237,456.00			8	\$156,894.44				
2020 - 2021	1	\$112,916.07					1	\$34,661.50							8	\$159,553.12				
2022 - 2023	1	\$114,677.72	1	\$350,000.00			2	\$35,167.76							9	\$146,075.11			1	\$477,472.00
2024 - 2025	1	\$125,241.53					2	\$37,094.07							8	\$164,686.75			1	\$234,500.00

## HISTORY OF LRIP PROJECTS BY COUNTY AND COMPONENT

[illegible]

HISTORY OF LRIP PROJECTS BY COUNTY AND COMPONENT  
6/9/2025

Biennium	CHI		CHID		CHIS		MSILT		MSIGT		MSID		MSIS		TRI		TRID		TRIS	
	No.	LRIP \$	No.	LRIP \$	No.	LRIP \$	No.	LRIP \$	No.	LRIP \$	No.	LRIP \$	No.	LRIP \$	No.	LRIP \$	No.	LRIP \$	No.	LRIP \$
Kewaunee County																				
1992 - 1993	1	\$55,022.00					4	\$15,629.00							9	\$38,287.80				
1994 - 1995	1	\$56,569.00					2	\$7,982.00							10	\$45,169.00	1	\$113,839.00		
1996 - 1997	2	\$55,941.00					4	\$16,090.00							10	\$44,690.00				
1998 - 1999	2	\$80,026.00	1	\$247,631.00			4	\$19,146.50							10	\$63,867.00				
2000 - 2001	1	\$81,918.00					4	\$23,677.00							10	\$64,984.00	1	\$167,256.99		
2002 - 2003	1	\$87,570.98	1	\$217,522.87			4	\$24,689.80							10	\$65,454.90				
2004 - 2005	1	\$68,821.00					2	\$24,972.94							5	\$66,288.62				
2006 - 2007	1	\$92,144.76	1	\$281,790.38			2	\$25,187.35							5	\$68,980.74				
2008 - 2009	1	\$94,989.57					2	\$26,034.20							5	\$71,434.32				
2010 - 2011	1	\$91,022.79					2	\$24,641.73							5	\$68,284.21				
2012 - 2013	1	\$91,642.86					2	\$24,474.83							5	\$67,898.18	1	\$101,405.00		
2014 - 2015	1	\$92,200.02	1	\$292,520.85			1	\$12,364.06							5	\$69,409.73				
2016 - 2017	1	\$91,370.81	1	\$124,381.70			2	\$24,319.00							5	\$84,377.60	1	\$135,140.00		
2018 - 2019	1	\$100,490.56	1	\$172,679.81			1	\$25,494.93							5	\$76,250.61	1	\$61,837.91		
2020 - 2021	1	\$98,528.91					2	\$26,124.72							4	\$61,582.80	2	\$249,882.96		
2022 - 2023	1	\$99,854.26	3	\$588,438.00	1	\$575,640.52	1	\$39,593.06		1	\$400,000.00				5	\$76,212.76	1	\$171,881.29	1	\$154,137.40
2024 - 2025	1	\$109,707.85			1	\$577,082.05	2	\$28,767.02					1	\$317,770.00	5	\$83,095.35				

HISTORY OF LRIP PROJECTS BY COUNTY AND COMPONENT  
6/9/2025

Biennium	CHI		CHID		CHIS		MSILT		MSIGT		MSID		MSIS		TRI		TRID		TRIS	
	No.	LRIP \$	No.	LRIP \$	No.	LRIP \$	No.	LRIP \$	No.	LRIP \$	No.	LRIP \$	No.	LRIP \$	No.	LRIP \$	No.	LRIP \$	No.	LRIP \$
La Crosse County																				
1992 - 1993	1	\$150,587.00					4	\$32,006.00	2	\$77,477.00					4	\$33,160.00				
1994 - 1995	1	\$160,186.00					4	\$36,860.00	1	\$81,749.00					5	\$34,545.00				
1996 - 1997	1	\$159,323.00					6	\$37,993.00	2	\$80,107.00					5	\$34,338.00				
1998 - 1999	1	\$228,792.00	1	\$344,500.00			7	\$56,398.00	2	\$112,630.00					8	\$48,750.84				
2000 - 2001	1	\$233,892.00					4	\$59,094.00	2	\$114,000.00					4	\$45,429.51				
2002 - 2003	1	\$234,128.37	1	\$370,712.75			3	\$64,432.84	1	\$111,400.00					5	\$50,996.41				
2004 - 2005	2	\$236,488.64					3	\$65,044.51	6	\$110,721.86					3	\$52,464.60				
2006 - 2007	2	\$243,936.26					3	\$68,229.72	1	\$110,959.97					5	\$55,547.85	1	\$123,939.18		
2008 - 2009	2	\$251,477.97					3	\$72,426.77	1	\$111,451.94					3	\$58,876.67				
2010 - 2011	3	\$205,452.43	1	\$335,263.00			3	\$70,409.15	1	\$105,742.23					2	\$55,427.47	1	\$71,412.95		
2012 - 2013	1	\$241,507.20					3	\$70,436.66	1	\$104,385.44					2	\$55,811.92				
2014 - 2015	3	\$248,919.62	1	\$66,237.89			2	\$73,565.53	1	\$105,184.71					3	\$57,454.58	1	\$289,747.48		
2016 - 2017	2	\$240,295.93	1	\$119,436.42			2	\$73,365.07	1	\$104,134.31					1	\$56,944.26	1	\$153,211.97		
2018 - 2019	1	\$272,594.95					2	\$82,409.82	1	\$113,259.02					2	\$403,366.27				
2020 - 2021	1	\$248,568.35					3	\$85,503.52	1	\$110,328.27	1	\$450,000.00			1	\$63,644.73	1	\$183,933.34		
2022 - 2023	1	\$274,769.48	1	\$237,000.00			2	\$91,085.58	1	\$118,335.37			1	\$384,500.00	1	\$64,440.15			1	\$340,060.00
2024 - 2025	1	\$303,042.51	1	\$275,000.00	1	\$900,000.00	1	\$49,858.54	1	\$111,550.18					1	\$68,741.17	1	\$176,435.00	1	\$299,145.00

HISTORY OF LRIP PROJECTS BY COUNTY AND COMPONENT  
6/9/2025

Biennium	CHI		CHID		CHIS		MSILT		MSIGT		MSID		MSIS		TRI		TRID		TRIS	
	No.	LRIP \$	No.	LRIP \$	No.	LRIP \$	No.	LRIP \$	No.	LRIP \$	No.	LRIP \$	No.	LRIP \$	No.	LRIP \$	No.	LRIP \$	No.	LRIP \$
Lafayette County																				
1992 - 1993	1	\$61,758.00					6	\$15,983.00							5	\$61,082.00				
1994 - 1995	2	\$64,424.00					8	\$16,507.00							7	\$64,912.00				
1996 - 1997	1	\$63,527.00					2	\$16,092.00							3	\$64,220.00				
1998 - 1999	1	\$90,511.00	1	\$262,850.21			2	\$22,613.00							7	\$90,155.90				
2000 - 2001	1	\$92,254.00					2	\$23,055.00							6	\$93,047.30				
2002 - 2003	1	\$96,254.78	1	\$252,730.11			2	\$23,055.00							6	\$93,867.50				
2004 - 2005	1	\$97,324.76					2	\$22,687.00							7	\$95,239.00				
2006 - 2007	1	\$101,643.60	1	\$392,500.00			2	\$23,197.50							8	\$99,478.96				
2008 - 2009	1	\$104,350.07					3	\$23,550.19							6	\$102,843.98				
2010 - 2011	1	\$99,963.76	1	\$354,000.00			2	\$22,042.52							6	\$98,709.03				
2012 - 2013	1	\$99,409.82					2	\$22,087.76							5	\$93,790.23				
2014 - 2015	1	\$101,930.94					2	\$22,602.28							4	\$100,211.71	1	\$71,912.27		
2016 - 2017	1	\$101,058.06	1	\$357,162.17			2	\$22,208.62							5	\$97,343.00				
2018 - 2019	1	\$111,078.26					2	\$17,962.71							5	\$101,887.72				
2020 - 2021	1	\$108,760.86	1	\$442,798.15			3	\$23,822.17							6	\$111,058.70				
2022 - 2023	1	\$110,383.69			1	\$1,256,642.30	2	\$24,125.89							5	\$112,809.11			1	\$225,550.00
2024 - 2025	1	\$120,887.78	1	\$479,114.00	1	\$445,276.00	2	\$25,831.11							6	\$119,720.44			1	\$406,322.00

HISTORY OF LRIP PROJECTS BY COUNTY AND COMPONENT  
6/9/2025

Biennium	CHI		CHID		CHIS		MSILT		MSIGT		MSID		MSIS		TRI		TRID		TRIS	
	No.	LRIP \$	No.	LRIP \$	No.	LRIP \$	No.	LRIP \$	No.	LRIP \$	No.	LRIP \$	No.	LRIP \$	No.	LRIP \$	No.	LRIP \$	No.	LRIP \$
Langlade County																				
1992 - 1993	2	\$65,425.66					1	\$17,631.00							6	\$57,325.00				
1994 - 1995	2	\$71,080.00					3	\$18,170.00							12	\$60,654.70				
1996 - 1997	3	\$62,274.06					2	\$17,841.00							12	\$60,594.00				
1998 - 1999	4	\$100,729.00					3	\$25,311.00							13	\$86,469.84				
2000 - 2001	1	\$102,684.00					1	\$25,860.00							14	\$82,726.00				
2002 - 2003	2	\$96,529.49					2	\$25,585.14							15	\$86,717.72				
2004 - 2005	2	\$104,976.78	1	\$139,999.64			1	\$25,346.70							9	\$91,267.70				
2006 - 2007	1	\$108,547.77					1	\$25,589.00							9	\$95,215.20				
2008 - 2009	1	\$111,825.21					1	\$25,781.40							9	\$98,273.53				
2010 - 2011	1	\$50,237.22					2	\$24,336.13							9	\$91,816.17				
2012 - 2013	1	\$106,601.11	1	\$144,615.00			1	\$24,120.99							8	\$83,474.30	1	\$87,585.62		
2014 - 2015	1	\$105,885.78					1	\$16,461.52			1	\$385,000.00			9	\$96,099.70				
2016 - 2017	1	\$104,883.74	1	\$144,222.94											5	\$78,557.10	1	\$56,327.50		
2018 - 2019	1	\$115,503.97					1	\$53,800.40							7	\$106,060.57	1	\$82,025.00		
2020 - 2021	1	\$108,273.08	1	\$149,041.43			1	\$20,511.34							8	\$123,035.08				
2022 - 2023	1	\$114,794.00			1	\$216,517.86	1	\$25,704.87							9	\$108,823.69	1	\$87,097.50	1	\$97,160.00
2024 - 2025	1	\$125,231.29	1	\$170,411.28	1	\$216,516.76	1	\$25,838.75							8	\$115,628.42	1	\$81,508.00	1	\$146,907.00

HISTORY OF LRIP PROJECTS BY COUNTY AND COMPONENT  
6/9/2025

Biennium	CHI		CHID		CHIS		MSILT		MSIGT		MSID		MSIS		TRI		TRID		TRIS	
	No.	LRIP \$	No.	LRIP \$	No.	LRIP \$	No.	LRIP \$	No.	LRIP \$	No.	LRIP \$	No.	LRIP \$	No.	LRIP \$	No.	LRIP \$	No.	LRIP \$
Lincoln County																				
1992 - 1993	3	\$72,057.00					2	\$27,402.00							7	\$62,405.31				
1994 - 1995	5	\$76,768.00					4	\$28,686.00							9	\$68,970.92				
1996 - 1997	6	\$76,431.00					2	\$28,098.00							11	\$68,447.00	1	\$185,160.69		
1998 - 1999	11	\$109,318.00					2	\$39,665.00							13	\$98,051.01				
2000 - 2001	9	\$113,331.00					4	\$39,876.00							13	\$100,374.00	1	\$90,384.69		
2002 - 2003	12	\$115,372.22					3	\$40,809.74							11	\$101,711.22				
2004 - 2005	16	\$116,388.18					1	\$40,713.87							8	\$103,485.92				
2006 - 2007	1	\$121,341.06	1	\$179,783.66			2	\$41,286.06							8	\$108,586.87				
2008 - 2009	1	\$124,886.36					1	\$41,764.51							8	\$104,400.84				
2010 - 2011	1	\$119,766.30	1	\$144,607.25			1	\$38,538.56							8	\$107,846.92				
2012 - 2013	1	\$119,071.41					1	\$38,688.64							8	\$107,284.33	1	\$107,608.00		
2014 - 2015	1	\$118,610.45	1	\$136,744.04			1	\$38,055.92							8	\$109,742.20	1	\$68,577.00		
2016 - 2017	1	\$117,644.79					1	\$37,509.76							8	\$108,951.25				
2018 - 2019	1	\$129,170.83	1	\$148,541.74			1	\$40,414.08							8	\$120,510.25				
2020 - 2021	1	\$126,685.68					1	\$39,952.96							8	\$121,723.52				
2022 - 2023	1	\$128,357.85	1	\$217,308.12	1	\$216,517.85									7	\$108,449.11	1	\$174,195.00	1	\$208,200.00
2024 - 2025	1	\$140,374.56			1	\$216,516.76	1	\$42,471.26							7	\$115,022.23			1	\$210,000.00

HISTORY OF LRIP PROJECTS BY COUNTY AND COMPONENT  
6/9/2025

Biennium	CHI		CHID		CHIS		MSILT		MSIGT		MSID		MSIS		TRI		TRID		TRIS	
	No.	LRIP \$	No.	LRIP \$	No.	LRIP \$	No.	LRIP \$	No.	LRIP \$	No.	LRIP \$	No.	LRIP \$	No.	LRIP \$	No.	LRIP \$	No.	LRIP \$
Manitowoc County																				
1992 - 1993	5	\$134,725.00					6	\$39,366.00	1	\$53,292.00					4	\$81,885.00				
1994 - 1995	1	\$140,555.00					7	\$40,773.00	1	\$56,395.00					5	\$87,115.00				
1996 - 1997	4	\$138,480.00					5	\$40,147.00	1	\$55,579.00					4	\$85,166.00				
1998 - 1999	1	\$197,950.00					3	\$57,790.00	1	\$78,509.00					6	\$123,200.00				
2000 - 2001	2	\$201,672.00	1	\$250,000.00			7	\$58,722.00	1	\$80,125.00					5	\$125,592.00				
2002 - 2003	2	\$199,872.90	2	\$256,448.23			8	\$56,038.38	1	\$79,338.74					6	\$126,643.45				
2004 - 2005	1	\$201,138.00					5	\$57,980.59	1	\$80,583.00					5	\$128,113.84				
2006 - 2007	1	\$207,076.96	1	\$281,790.37			5	\$58,325.52	1	\$81,530.75					5	\$133,521.45				
2008 - 2009	1	\$212,026.17	1	\$280,873.09			5	\$57,865.18	1	\$82,957.17					5	\$137,667.44				
2010 - 2011	2	\$201,969.38	1	\$250,000.00			4	\$55,532.56	2	\$78,498.17					5	\$131,903.59				
2012 - 2013	2	\$200,573.19					4	\$54,903.04	1	\$72,563.42					5	\$131,196.70				
2014 - 2015	3	\$198,926.98	2	\$292,520.85			4	\$55,363.77	1	\$77,637.61					5	\$134,192.92	1	\$404,076.07		
2016 - 2017	1	\$196,651.15					4	\$45,015.16	1	\$76,322.17					4	\$106,638.24				
2018 - 2019	1	\$225,630.04	1	\$344,092.74			4	\$47,959.71	1	\$82,586.83					5	\$147,350.10	1	\$211,944.45		
2020 - 2021	2	\$212,131.69					5	\$68,401.61	1	\$81,768.98					5	\$148,733.74	1	\$229,893.76		
2022 - 2023	1	\$214,452.30	1	\$588,438.17	1	\$575,640.51	5	\$50,177.52	1	\$87,506.35					5	\$150,947.42	1	\$155,367.08	1	\$426,810.00
2024 - 2025	2	\$234,804.75			1	\$577,082.05	4	\$53,332.18	1	\$84,059.59	1	\$51,190.11			5	\$160,346.18			2	\$1,122,240.00



HISTORY OF LRIP PROJECTS BY COUNTY AND COMPONENT  
6/9/2025

Biennium	CHI		CHID		CHIS		MSILT		MSIGT		MSID		MSIS		TRI		TRID		TRIS	
	No.	LRIP \$	No.	LRIP \$	No.	LRIP \$	No.	LRIP \$	No.	LRIP \$	No.	LRIP \$	No.	LRIP \$	No.	LRIP \$	No.	LRIP \$	No.	LRIP \$
Marathon County																				
1992 - 1993	1	\$225,937.00					3	\$39,769.00	1	\$63,270.00					10	\$174,326.98				
1994 - 1995	2	\$230,744.63					3	\$42,780.00	1	\$69,626.00					8	\$184,617.18				
1996 - 1997	2	\$240,468.00					3	\$45,672.00	1	\$68,835.00					8	\$172,552.67				
1998 - 1999	1	\$345,100.00					8	\$93,229.99	1	\$97,741.00					14	\$254,600.56				
2000 - 2001	1	\$350,889.00	1	\$125,000.00			6	\$101,629.21	1	\$98,640.00					14	\$254,976.74	1	\$86,377.13		
2002 - 2003	1	\$349,817.44					6	\$102,049.63	1	\$97,534.35					11	\$260,650.02				
2004 - 2005	2	\$353,977.00	1	\$248,793.11			8	\$121,432.94	1	\$97,828.50					12	\$257,188.95	1	\$86,076.17		
2006 - 2007	1	\$367,400.33	1	\$155,070.00			4	\$136,175.51	1	\$99,294.60	1	\$290,024.69			11	\$262,264.59				
2008 - 2009	1	\$381,175.70	1	\$259,411.47			4	\$142,750.31	2	\$101,978.60					14	\$269,941.50				
2010 - 2011	1	\$366,361.34					6	\$136,629.23	1	\$96,943.12					11	\$260,055.21				
2012 - 2013	1	\$365,735.30	1	\$247,479.07			4	\$135,905.13	1	\$96,343.80	1	\$463,700.00			11	\$256,838.33	1	\$96,145.39		
2014 - 2015	1	\$369,652.99					5	\$137,500.00	2	\$95,845.56					11	\$264,532.54	1	\$405,073.78		
2016 - 2017	1	\$366,517.64	1	\$249,460.62			5	\$137,013.14	1	\$94,391.66					10	\$262,934.78	1	\$227,142.83		
2018 - 2019	1	\$403,079.21					5	\$170,022.17	1	\$101,927.16	2	\$708,300.70			9	\$250,995.44	3	\$747,103.60		
2020 - 2021	2	\$396,638.02	1	\$256,609.32			5	\$188,185.45	1	\$102,192.02	1	\$173,929.91			10	\$281,309.42	3	\$295,969.41		
2022 - 2023	1	\$403,594.86			1	\$728,755.21	6	\$167,737.94	1	\$109,147.75	3	\$849,616.92	1	\$733,463.03	10	\$286,328.67	2	\$1,725,236.06	1	\$308,830.00
2024 - 2025	1	\$445,380.60	1	\$291,784.83	1	\$912,011.31	7	\$182,699.53	1	\$103,948.37	1	\$400,000.00	1	\$2,652,390.00	9	\$274,146.59	1	\$263,410.00	1	\$227,500.00

HISTORY OF LRIP PROJECTS BY COUNTY AND COMPONENT  
6/9/2025

Biennium	CHI		CHID		CHIS		MSILT		MSIGT		MSID		MSIS		TRI		TRID		TRIS	
	No.	LRIP \$	No.	LRIP \$	No.	LRIP \$	No.	LRIP \$	No.	LRIP \$	No.	LRIP \$	No.	LRIP \$	No.	LRIP \$	No.	LRIP \$	No.	LRIP \$
Marinette County																				
1992 - 1993	1	\$96,459.00					2	\$41,082.00							8	\$130,905.09				
1994 - 1995	2	\$102,072.00					4	\$42,596.00							8	\$138,939.50				
1996 - 1997	3	\$100,725.00					4	\$41,177.03							8	\$131,006.18				
1998 - 1999	1	\$144,022.00	1	\$206,777.55			7	\$58,223.00							10	\$194,667.11				
2000 - 2001	1	\$146,856.00					6	\$58,841.00							7	\$186,445.69				
2002 - 2003	1	\$148,351.72	1	\$217,519.00			6	\$57,942.52							9	\$202,069.69				
2004 - 2005	1	\$149,883.00					4	\$57,567.88							9	\$204,589.29				
2006 - 2007	1	\$162,014.34	1	\$281,790.37			3	\$57,908.00							9	\$203,787.87				
2008 - 2009	1	\$167,734.02					4	\$58,301.27							10	\$217,586.79	1	\$234,290.06		
2010 - 2011	1	\$160,158.22					3	\$55,024.89							9	\$208,961.28				
2012 - 2013	2	\$157,348.32	1	\$217,837.51			3	\$53,577.82							9	\$209,098.56	1	\$91,665.80		
2014 - 2015	1	\$155,474.39					3	\$54,803.22							8	\$212,026.55	1	\$92,990.16		
2016 - 2017	1	\$153,900.53	2	\$324,000.00			3	\$53,877.39							8	\$212,625.42	2	\$246,215.05		
2018 - 2019	1	\$168,689.08					3	\$58,183.67							9	\$235,017.15	1	\$108,516.55		
2020 - 2021	1	\$165,324.89	1	\$295,000.00			4	\$54,499.22							8	\$210,615.76	1	\$60,975.60		
2022 - 2023	1	\$167,385.08			1	\$488,216.64	3	\$57,776.28							9	\$240,794.23	2	\$190,879.40	1	\$558,670.00
2024 - 2025	1	\$184,885.61	1	\$444,103.00	1	\$577,082.05	4	\$62,456.72			1	\$400,000.00			9	\$256,020.19	1	\$291,142.60	1	\$663,712.00

HISTORY OF LRIP PROJECTS BY COUNTY AND COMPONENT  
6/9/2025

Biennium	CHI		CHID		CHIS		MSILT		MSIGT		MSID		MSIS		TRI		TRID		TRIS	
	No.	LRIP \$	No.	LRIP \$	No.	LRIP \$	No.	LRIP \$	No.	LRIP \$	No.	LRIP \$	No.	LRIP \$	No.	LRIP \$	No.	LRIP \$	No.	LRIP \$
Marquette County																				
1992 - 1993	3	\$54,689.00					1	\$10,026.00							6	\$35,315.78				
1994 - 1995	3	\$57,083.00					2	\$7,904.29							6	\$45,909.00				
1996 - 1997	3	\$56,658.00					4	\$10,232.00							5	\$45,559.00				
1998 - 1999	4	\$81,336.00					1	\$14,553.00							9	\$65,301.00				
2000 - 2001	4	\$83,485.00	1	\$250,000.00			3	\$12,650.42							7	\$66,375.00				
2002 - 2003	3	\$85,381.34					1	\$14,493.20							7	\$66,745.95				
2004 - 2005	4	\$86,566.65	1	\$248,793.11			1	\$14,388.00							7	\$67,954.99				
2006 - 2007	1	\$26,250.00					2	\$14,512.23							5	\$50,730.66				
2008 - 2009	2	\$92,500.45					1	\$14,747.96							6	\$65,301.99				
2010 - 2011	2	\$88,621.20					1	\$13,860.88							7	\$69,940.12				
2012 - 2013	2	\$88,174.43	1	\$247,479.07			1	\$13,696.84							6	\$69,537.80				
2014 - 2015	1	\$89,757.57					1	\$13,923.90							7	\$71,075.52				
2016 - 2017	1	\$88,962.41	1	\$249,460.62			1	\$13,702.18							7	\$70,611.00				
2018 - 2019	1	\$97,832.19					2	\$14,749.90							7	\$78,076.55				
2020 - 2021	1	\$95,718.42	1	\$256,609.32			1	\$14,314.05							7	\$77,271.41				
2022 - 2023	1	\$97,074.37				1	\$281,342.33								7	\$77,650.63	1	\$136,436.49		
2024 - 2025	1	\$107,233.22	1	\$291,784.00	1	\$367,284.28	1	\$15,396.64							7	\$85,123.85	1	\$145,847.56	1	\$402,500.00

HISTORY OF LRIP PROJECTS BY COUNTY AND COMPONENT  
6/9/2025

Biennium	CHI		CHID		CHIS		MSILT		MSIGT		MSID		MSIS		TRI		TRID		TRIS	
	No.	LRIP \$	No.	LRIP \$	No.	LRIP \$	No.	LRIP \$	No.	LRIP \$	No.	LRIP \$	No.	LRIP \$	No.	LRIP \$	No.	LRIP \$	No.	LRIP \$
Menominee County																				
1992 - 1993																				
1994 - 1995	2	\$45,736.00												1	\$7,447.00					
1996 - 1997	2	\$45,377.00												1	\$7,368.00					
1998 - 1999	2	\$64,990.00												3	\$7,500.00					
2000 - 2001	1	\$66,290.00																		
2002 - 2003	1	\$67,030.91												1	\$10,762.84					
2004 - 2005	1	\$67,936.00	1	\$274,164.00										1	\$10,886.51					
2006 - 2007	1	\$70,458.58												1	\$11,329.34					
2008 - 2009	1	\$22,955.00												1	\$11,677.24					
2010 - 2011	1	\$69,702.35												1	\$11,187.98					
2012 - 2013																				
2014 - 2015	1	\$70,737.61												1	\$11,361.56					
2016 - 2017	1	\$70,206.79												1	\$11,286.62					
2018 - 2019														1	\$86,652.50					
2020 - 2021														1	\$13,013.00					
2022 - 2023	1	\$77,487.37	1	\$217,308.13	1	\$216,517.85								1	\$13,220.52			1	\$252,685.40	
2024 - 2025	1	\$85,588.90			1	\$216,516.76								1	\$14,051.38					

HISTORY OF LRIP PROJECTS BY COUNTY AND COMPONENT  
6/9/2025

Biennium	CHI		CHID		CHIS		MSILT		MSIGT		MSID		MSIS		TRI		TRID		TRIS	
	No.	LRIP \$	No.	LRIP \$	No.	LRIP \$	No.	LRIP \$	No.	LRIP \$	No.	LRIP \$	No.	LRIP \$	No.	LRIP \$	No.	LRIP \$	No.	LRIP \$
Milwaukee County																				
1992 - 1993	1	\$996,050.00					12	\$171,832.03	6	\$1,032,424.00										
1994 - 1995	2	\$1,078,074.00					18	\$185,868.99	7	\$1,142,670.00										
1996 - 1997	1	\$1,055,243.00					12	\$181,492.00	7	\$1,118,977.27										
1998 - 1999	3	\$1,479,754.00	1	\$1,138,441.00			12	\$254,635.00	8	\$1,568,011.00										
2000 - 2001	2	\$1,471,712.00	2	\$1,258,088.00			12	\$255,050.00	7	\$1,549,688.00	1	\$227,598.00								
2002 - 2003	2	\$1,420,590.88	1	\$1,104,834.00			16	\$247,944.41	8	\$1,539,779.88										
2004 - 2005	2	\$1,213,848.55	1	\$1,097,985.00			7	\$244,743.54	7	\$1,531,038.18	3	\$721,554.83								
2006 - 2007	1	\$1,175,608.05	1	\$988,341.24			6	\$244,354.05	7	\$1,536,427.90	1	\$122,560.64								
2008 - 2009	1	\$1,466,031.72	1	\$956,961.73			6	\$246,146.70	7	\$1,552,760.24	1	\$319,395.65								
2010 - 2011	2	\$1,269,957.51	1	\$604,500.61			5	\$218,204.49	7	\$1,467,067.50										
2012 - 2013	1	\$1,363,520.14	1	\$768,294.06			6	\$228,843.95	7	\$1,437,872.81	1	\$472,400.00								
2014 - 2015	1	\$1,601,715.87	1	\$572,060.46			5	\$218,393.00	9	\$1,424,699.83										
2016 - 2017	1	\$1,403,005.12	1	\$844,456.30			6	\$228,803.75	7	\$1,454,445.73										
2018 - 2019	1	\$1,531,354.91	1	\$1,347,992.48			6	\$261,362.09	7	\$1,573,146.67										
2020 - 2021	1	\$1,514,996.94	1	\$270,690.08			6	\$257,546.91	5	\$1,336,547.27										
2022 - 2023	1	\$1,518,814.18	1	\$1,467,167.63	1	\$2,631,333.87	6	\$261,015.94	7	\$1,602,419.00	1	\$400,000.00								
2024 - 2025	1	\$1,643,688.27	1	\$905,116.18	1	\$2,587,497.70	6	\$281,812.29	7	\$1,495,130.66	1	\$400,000.00								

HISTORY OF LRIP PROJECTS BY COUNTY AND COMPONENT  
6/9/2025

Biennium	CHI		CHID		CHIS		MSILT		MSIGT		MSID		MSIS		TRI		TRID		TRIS	
	No.	LRIP \$	No.	LRIP \$	No.	LRIP \$	No.	LRIP \$	No.	LRIP \$	No.	LRIP \$	No.	LRIP \$	No.	LRIP \$	No.	LRIP \$	No.	LRIP \$
Monroe County																				
1992 - 1993	1	\$98,433.00					5	\$25,113.25							7	\$78,554.30				
1994 - 1995	2	\$103,570.00					4	\$29,917.00							7	\$85,041.00				
1996 - 1997	1	\$102,516.00					5	\$36,707.00							12	\$84,251.25				
1998 - 1999	1	\$146,329.00					4	\$52,568.00							7	\$120,697.00				
2000 - 2001	3	\$149,387.00					6	\$53,239.00							9	\$122,982.00				
2002 - 2003	2	\$153,040.13	1	\$375,000.00			6	\$54,034.97							7	\$124,247.43				
2004 - 2005	3	\$155,590.83					5	\$54,626.00							8	\$126,078.00				
2006 - 2007	1	\$161,441.69	1	\$13,152.40			5	\$55,468.20		1	\$162,094.00				7	\$131,430.44				
2008 - 2009	3	\$166,796.69	2	\$165,204.00			5	\$58,352.55							8	\$135,925.82				
2010 - 2011	3	\$218,699.67					4	\$44,567.87							4	\$82,977.90				
2012 - 2013	1	\$159,643.39					3	\$55,433.64							6	\$129,608.20				
2014 - 2015	2	\$199,534.81	2	\$588,722.17			5	\$56,656.55							5	\$129,577.53				
2016 - 2017	1	\$162,094.26					4	\$43,840.50							6	\$125,643.55				
2018 - 2019	1	\$178,553.63					4	\$60,934.88							7	\$150,026.61	1	\$151,792.62		
2020 - 2021	1	\$355,030.64	1	\$415,158.76			4	\$61,753.64							6	\$146,560.29	2	\$277,950.90		
2022 - 2023							4	\$62,623.72		1	\$254,500.00				5	\$148,855.97	2	\$958,470.66	1	\$398,356.00
2024 - 2025	1	\$196,320.16	1	\$371,116.56			3	\$67,543.27							3	\$158,326.30	1	\$461,094.93	1	\$613,200.00

HISTORY OF LRIP PROJECTS BY COUNTY AND COMPONENT  
6/9/2025

Biennium	CHI		CHID		CHIS		MSILT		MSIGT		MSID		MSIS		TRI		TRID		TRIS	
	No.	LRIP \$	No.	LRIP \$	No.	LRIP \$	No.	LRIP \$	No.	LRIP \$	No.	LRIP \$	No.	LRIP \$	No.	LRIP \$	No.	LRIP \$	No.	LRIP \$
Oconto County																				
1992 - 1993	1	\$84,166.00					1	\$21,427.00							3	\$121,158.00				
1994 - 1995	1	\$89,489.00					1	\$22,212.00							3	\$122,792.66				
1996 - 1997	1	\$88,820.00					1	\$21,820.00							5	\$129,468.00	1	\$262,984.00		
1998 - 1999	1	\$129,025.00	1	\$247,631.00			1	\$28,762.30							9	\$182,221.26				
2000 - 2001	1	\$132,459.00	1	\$245,165.00			1	\$31,120.00							6	\$187,603.84				
2002 - 2003	1	\$136,582.93					1	\$30,955.75							8	\$192,859.39				
2004 - 2005	1	\$139,667.53	1	\$274,164.00			2	\$30,858.00							8	\$197,893.58				
2006 - 2007	6	\$145,135.92					3	\$30,864.59							12	\$205,240.00				
2008 - 2009	16	\$150,350.26	1	\$280,873.09			1	\$31,233.31							13	\$213,061.08				
2010 - 2011	14	\$144,239.84					1	\$29,422.29							13	\$205,428.68	1	\$114,413.27		
2012 - 2013	5	\$143,758.53					1	\$29,113.96			1	\$504,847.50			12	\$203,799.18	1	\$195,837.51		
2014 - 2015	4	\$144,161.04	1	\$292,520.85			1	\$29,857.47							12	\$209,435.07				
2016 - 2017	1	\$144,313.49					1	\$29,458.35							12	\$206,247.73				
2018 - 2019	1	\$158,743.40	1	\$344,092.74			1	\$31,739.17			2	\$555,391.78			11	\$207,879.95	1	\$82,284.32		
2020 - 2021	1	\$156,059.84					1	\$31,152.27							12	\$232,039.75	1	\$121,710.65		
2022 - 2023	1	\$158,788.48	1	\$588,438.00	1	\$575,640.50	1	\$31,548.19			1	\$342,500.00			12	\$254,933.49	1	\$73,870.13	1	\$86,750.00
2024 - 2025	1	\$175,124.19			1	\$577,082.05	1	\$33,814.98							12	\$249,089.00	1	\$173,950.00	1	\$666,750.00

HISTORY OF LRIP PROJECTS BY COUNTY AND COMPONENT  
6/9/2025

Biennium	CHI		CHID		CHIS		MSILT		MSIGT		MSID		MSIS		TRI		TRID		TRIS	
	No.	LRIP \$	No.	LRIP \$	No.	LRIP \$	No.	LRIP \$	No.	LRIP \$	No.	LRIP \$	No.	LRIP \$	No.	LRIP \$	No.	LRIP \$	No.	LRIP \$
Oneida County																				
1992 - 1993	1	\$62,703.00					1	\$14,674.00							5	\$110,801.41				
1994 - 1995	1	\$65,505.00					1	\$15,349.00							5	\$117,006.51				
1996 - 1997	1	\$66,343.00					1	\$15,300.00							6	\$117,202.00				
1998 - 1999	1	\$95,338.00					1	\$21,668.00							8	\$165,503.67				
2000 - 2001	1	\$97,255.00					1	\$21,774.00							9	\$171,034.94	1	\$120,590.00		
2002 - 2003	2	\$100,575.86	1	\$323,629.90			1	\$21,330.41							9	\$172,258.55				
2004 - 2005	1	\$102,063.00					1	\$21,238.00							8	\$174,973.00				
2006 - 2007	1	\$105,218.44					1	\$22,681.59							8	\$180,200.69				
2008 - 2009	2	\$108,540.71	1	\$151,450.02			1	\$22,873.31							8	\$189,134.15	1	\$49,790.25		
2010 - 2011	1	\$103,933.62					1	\$21,834.19							7	\$182,630.95	1	\$71,508.30		
2012 - 2013	1	\$103,621.09	1	\$144,615.00			1	\$21,573.18							7	\$180,823.10	1	\$169,758.64		
2014 - 2015	1	\$101,007.32					1	\$21,328.20							8	\$185,891.26	2	\$679,826.85		
2016 - 2017	2	\$100,015.73	1	\$104,410.51											7	\$183,969.10	1	\$114,300.99		
2018 - 2019	1	\$132,470.15													6	\$200,856.89	2	\$453,005.50		
2020 - 2021	1	\$108,211.33	1	\$149,041.43			1	\$43,440.13			1	\$450,000.00			9	\$206,482.80	2	\$582,761.13		
2022 - 2023	1	\$109,382.77			1	\$216,517.85	1	\$22,804.48			1	\$400,000.00			8	\$207,058.76	1	\$436,582.44	3	\$1,766,580.20
2024 - 2025	1	\$122,661.18	1	\$170,411.30	1	\$216,516.76	1	\$25,030.89			1	\$285,000.00			8	\$222,773.09	1	\$574,979.30	2	\$590,038.40



HISTORY OF LRIP PROJECTS BY COUNTY AND COMPONENT  
6/9/2025

Biennium	CHI		CHID		CHIS		MSILT		MSIGT		MSID		MSIS		TRI		TRID		TRIS	
	No.	LRIP \$	No.	LRIP \$	No.	LRIP \$	No.	LRIP \$	No.	LRIP \$	No.	LRIP \$	No.	LRIP \$	No.	LRIP \$	No.	LRIP \$	No.	LRIP \$
Outagamie County																				
1992 - 1993	1	\$206,000.00					6	\$59,066.00	1	\$102,117.00					3	\$71,217.87				
1994 - 1995	7	\$219,905.00					5	\$61,691.00	1	\$108,399.00					3	\$77,009.00				
1996 - 1997	2	\$219,225.00					5	\$61,527.00	1	\$108,112.00					3	\$77,643.00				
1998 - 1999	3	\$317,046.00					5	\$89,547.00	1	\$154,682.00					4	\$114,136.00				
2000 - 2001	2	\$324,760.00	1	\$495,166.00			5	\$92,678.00	1	\$156,649.00					5	\$118,442.00				
2002 - 2003	4	\$329,179.00					3	\$93,147.99	3	\$156,757.97	1	\$194,886.00			4	\$116,055.26				
2004 - 2005	2	\$336,676.00	1	\$383,830.00			4	\$96,577.99	1	\$157,990.00					3	\$119,531.74	1	\$137,818.59		
2006 - 2007	1	\$350,780.00					2	\$101,132.57	2	\$159,892.48					6	\$134,028.00				
2008 - 2009	1	\$363,929.70	1	\$450,000.00			2	\$104,373.82	1	\$161,498.95					5	\$140,893.64	1	\$303,996.43		
2010 - 2011	2	\$349,001.22	1	\$402,034.43			2	\$100,320.22	1	\$155,846.78					4	\$134,958.62				
2012 - 2013	2	\$344,594.09	1	\$350,000.00			1	\$99,462.75	1	\$155,725.95					4	\$134,814.84	2	\$418,550.49		
2014 - 2015	1	\$357,065.65					2	\$101,272.90	1	\$157,989.38	1	\$550,000.00			4	\$137,859.38	2	\$362,831.17		
2016 - 2017	1	\$355,255.82	1	\$505,000.00			2	\$100,165.99	1	\$156,644.11					3	\$135,697.03	2	\$528,099.71		
2018 - 2019	2	\$392,644.22					2	\$109,573.86	1	\$170,667.36	1	\$173,985.99			3	\$152,223.46	3	\$1,107,506.63		
2020 - 2021	2	\$390,076.24	1	\$256,576.11			2	\$112,833.48	1	\$168,409.50					3	\$154,247.00	1	\$114,695.05		
2022 - 2023					2	\$575,628.19	1	\$117,448.86	1	\$181,953.74					2	\$156,820.48	1	\$191,614.50	1	\$242,302.47
2024 - 2025	1	\$444,503.66	1	\$444,103.90	1	\$577,082.05	3	\$173,407.92	1	\$173,309.43	1	\$400,000.00	1	\$1,149,630.00	2	\$148,887.59	1	\$190,351.00	1	\$476,000.00

HISTORY OF LRIP PROJECTS BY COUNTY AND COMPONENT  
6/9/2025

Biennium	CHI		CHID		CHIS		MSILT		MSIGT		MSID		MSIS		TRI		TRID		TRIS	
	No.	LRIP \$	No.	LRIP \$	No.	LRIP \$	No.	LRIP \$	No.	LRIP \$	No.	LRIP \$	No.	LRIP \$	No.	LRIP \$	No.	LRIP \$	No.	LRIP \$
Ozaukee County																				
1992 - 1993	1	\$99,714.00					6	\$101,172.41							5	\$18,635.34				
1994 - 1995	2	\$106,829.00					5	\$61,872.00	3	\$54,022.00					5	\$23,860.00				
1996 - 1997	2	\$105,980.00					7	\$65,845.00	1	\$53,926.00					6	\$25,092.00				
1998 - 1999	3	\$156,865.00	1	\$120,684.00			7	\$95,386.70	1	\$76,455.00					6	\$36,457.98	1	\$206,667.00		
2000 - 2001	1	\$160,336.00	2	\$134,243.00			6	\$100,437.00	1	\$77,745.00	1	\$340,200.00			6	\$37,479.00				
2002 - 2003	4	\$161,707.93	1	\$120,900.00			7	\$100,576.66	1	\$79,050.65					6	\$37,938.19				
2004 - 2005	1	\$164,376.00	1	\$127,500.00			4	\$103,894.85	1	\$79,541.00					3	\$38,582.00				
2006 - 2007	2	\$170,318.73	1	\$126,097.00			4	\$98,662.99	1	\$80,297.31					3	\$38,343.49				
2008 - 2009	1	\$175,690.83	1	\$129,164.00			4	\$105,031.08	1	\$82,213.63					3	\$39,769.11				
2010 - 2011	2	\$159,920.90	1	\$162,966.57			4	\$100,134.49	1	\$77,746.72	1	\$405,000.00			2	\$25,659.47				
2012 - 2013	1	\$167,270.75	3	\$174,322.76			3	\$99,496.81	1	\$76,910.14					3	\$38,223.22	1	\$140,727.46		
2014 - 2015	2	\$169,943.97	1	\$158,378.51			4	\$100,803.52	1	\$76,722.18					3	\$39,025.99	1	\$95,565.30		
2016 - 2017	1	\$168,668.31	1	\$185,927.64			3	\$99,740.75	1	\$75,718.11					3	\$38,750.02				
2018 - 2019	1	\$186,017.34	1	\$172,202.57			3	\$87,217.21	1	\$82,671.61	1	\$469,965.00			3	\$57,473.81				
2020 - 2021	2	\$184,477.38	1	\$175,330.13			3	\$111,965.88	1	\$85,746.64					3	\$43,288.65	1	\$61,275.48		
2022 - 2023	1	\$189,528.53	1	\$322,176.02	1	\$577,792.13	4	\$115,493.48	1	\$92,661.84					2	\$29,332.18	1	\$103,839.35	1	\$694,000.00
2024 - 2025	1	\$210,234.22	1	\$201,014.44	1	\$574,649.32	3	\$126,010.39	1	\$87,490.76	1	\$400,000.00			3	\$46,756.52			1	\$432,138.00

HISTORY OF LRIP PROJECTS BY COUNTY AND COMPONENT  
6/9/2025

Biennium	CHI		CHID		CHIS		MSILT		MSIGT		MSID		MSIS		TRI		TRID		TRIS	
	No.	LRIP \$	No.	LRIP \$	No.	LRIP \$	No.	LRIP \$	No.	LRIP \$	No.	LRIP \$	No.	LRIP \$	No.	LRIP \$	No.	LRIP \$	No.	LRIP \$
Pepin County																				
1992 - 1993	3	\$43,000.00					1	\$6,990.00							1	\$10,000.00				
1994 - 1995	3	\$40,932.67					2	\$6,989.00							4	\$21,108.83				
1996 - 1997	1	\$45,377.00					1	\$6,928.00							2	\$21,488.00				
1998 - 1999	1	\$64,990.00					1	\$9,686.00							2	\$30,794.00				
2000 - 2001	2	\$66,290.00					4	\$9,776.00							4	\$31,259.00				
2002 - 2003	1	\$67,030.91					1	\$9,593.39							4	\$31,558.74				
2004 - 2005	1	\$67,936.00					3	\$9,578.87							2	\$31,936.53				
2006 - 2007	2	\$70,458.58	1	\$155,739.00			1	\$9,532.94							4	\$33,254.24				
2008 - 2009	1	\$72,804.84					1	\$9,546.56							2	\$34,293.14				
2010 - 2011	1	\$65,035.56	1	\$115,513.00			1	\$9,145.49			1	\$270,100.00			2	\$33,024.72				
2012 - 2013	2	\$69,229.25					2	\$9,012.92							2	\$32,841.71				
2014 - 2015	2	\$70,737.61	2	\$90,596.00			1	\$8,898.28							2	\$30,962.84	1	\$73,521.50		
2016 - 2017	1	\$70,206.79	1	\$52,319.25			1	\$2,574.00							2	\$33,345.86	1	\$58,366.47		
2018 - 2019							1	\$9,397.42							2	\$36,820.16				
2020 - 2021	2	\$45,217.77													2	\$32,184.22				
2022 - 2023	2	\$97,705.33	1	\$207,398.65	2	\$177,783.64	1	\$9,206.61					1	\$866,898.75	3	\$37,754.66				
2024 - 2025	2	\$74,359.33	1	\$62,193.52	1	\$177,795.49	1	\$9,776.61							2	\$45,139.45				

HISTORY OF LRIP PROJECTS BY COUNTY AND COMPONENT  
6/9/2025

Biennium	CHI		CHID		CHIS		MSILT		MSIGT		MSID		MSIS		TRI		TRID		TRIS	
	No.	LRIP \$	No.	LRIP \$	No.	LRIP \$	No.	LRIP \$	No.	LRIP \$	No.	LRIP \$	No.	LRIP \$	No.	LRIP \$	No.	LRIP \$	No.	LRIP \$
Pierce County																				
1992 - 1993	5	\$72,910.37					7	\$34,760.00							5	\$56,429.12				
1994 - 1995	3	\$80,764.00					7	\$35,029.15							5	\$69,042.40				
1996 - 1997	2	\$80,270.00					7	\$36,213.00							5	\$68,548.00				
1998 - 1999	6	\$114,581.00	1	\$88,152.00			8	\$52,411.50							5	\$98,245.00				
2000 - 2001	1	\$117,154.00	1	\$80,000.00			10	\$53,254.75							5	\$100,243.00				
2002 - 2003	3	\$120,643.99	1	\$90,000.00			11	\$55,313.84							8	\$101,999.86				
2004 - 2005	2	\$122,826.00					4	\$57,088.00							5	\$103,784.78				
2006 - 2007	3	\$128,098.05	1	\$191,008.00			4	\$55,991.36							5	\$108,506.61				
2008 - 2009	2	\$133,141.12	1	\$100,000.00			4	\$61,936.99							5	\$109,294.70				
2010 - 2011	1	\$127,856.56	1	\$112,069.00			2	\$30,045.73			1	\$225,785.00			5	\$108,457.65				
2012 - 2013	1	\$127,759.96	1	\$90,000.00			4	\$59,583.18							5	\$107,957.90	2	\$201,861.69		
2014 - 2015	1	\$130,809.84	1	\$77,412.00			4	\$59,060.58							5	\$110,354.48	1	\$248,036.63		
2016 - 2017	1	\$129,627.75	1	\$96,600.75			3	\$45,749.69							4	\$87,696.68	2	\$544,267.29		
2018 - 2019	1	\$141,956.86	1	\$119,058.35			2	\$33,253.68			1	\$410,897.82			5	\$121,755.40				
2020 - 2021	1	\$140,398.75	2	\$239,926.70			4	\$68,111.36							5	\$123,113.60				
2022 - 2023	1	\$142,844.61	1	\$102,752.56	1	\$327,758.32	4	\$69,822.34							5	\$125,207.30	1	\$525,755.35	1	\$520,853.94
2024 - 2025			1	\$113,806.21	1	\$325,343.12	3	\$75,643.41					2	\$1,152,600.00	5	\$133,256.78	1	\$477,120.00	1	\$501,900.00

HISTORY OF LRIP PROJECTS BY COUNTY AND COMPONENT  
6/9/2025

Biennium	CHI		CHID		CHIS		MSILT		MSIGT		MSID		MSIS		TRI		TRID		TRIS	
	No.	LRIP \$	No.	LRIP \$	No.	LRIP \$	No.	LRIP \$	No.	LRIP \$	No.	LRIP \$	No.	LRIP \$	No.	LRIP \$	No.	LRIP \$	No.	LRIP \$
Polk County																				
1992 - 1993	2	\$93,778.00					7	\$28,042.00							14	\$113,560.00				
1994 - 1995	1	\$99,014.00					8	\$33,434.00							23	\$122,389.00	1	\$48,858.00		
1996 - 1997	1	\$98,127.00					8	\$32,975.00							19	\$121,239.95	1	\$59,899.00		
1998 - 1999	1	\$140,483.00	1	\$144,091.60			9	\$46,689.00							21	\$173,693.00				
2000 - 2001	1	\$143,544.00					12	\$47,470.00							15	\$176,069.07				
2002 - 2003	2	\$150,507.36	1	\$166,071.00			10	\$48,942.93							16	\$179,236.37	1	\$75,587.00		
2004 - 2005	1	\$153,584.51	1	\$200,000.00			6	\$49,611.80							14	\$181,297.00				
2006 - 2007	1	\$159,885.00					6	\$50,192.50		1	\$459,138.25				12	\$188,445.58				
2008 - 2009	1	\$165,729.60	1	\$170,668.84			8	\$52,578.19							11	\$196,648.94				
2010 - 2011	1	\$158,823.14	1	\$125,000.00			7	\$50,737.81							11	\$186,150.66	1	\$182,441.50		
2012 - 2013	1	\$158,011.66	1	\$238,719.77			5	\$50,284.29							12	\$187,424.86				
2014 - 2015	1	\$158,386.15					6	\$50,612.95							8	\$191,585.70	2	\$544,384.25		
2016 - 2017	1	\$156,854.77	1	\$250,000.00			5	\$41,546.11		1	\$281,820.00				11	\$174,634.61				
2018 - 2019	1	\$172,209.72					4	\$42,378.84							9	\$183,623.52				
2020 - 2021	1	\$169,089.04					6	\$60,790.66		1	\$217,060.62				9	\$191,539.27	1	\$128,342.39		
2022 - 2023	1	\$171,761.39	1	\$408,886.40	1	\$393,369.66	5	\$64,073.60		2	\$800,000.00				12	\$272,555.39	1	\$256,610.64	1	\$631,540.00
2024 - 2025	1	\$189,733.14			1	\$394,136.36	5	\$57,268.18		1	\$400,000.00	1	\$454,429.00		12	\$229,809.97	2	\$561,759.10	1	\$662,755.80

HISTORY OF LRIP PROJECTS BY COUNTY AND COMPONENT  
6/9/2025

Biennium	CHI		CHID		CHIS		MSILT		MSIGT		MSID		MSIS		TRI		TRID		TRIS	
	No.	LRIP \$	No.	LRIP \$	No.	LRIP \$	No.	LRIP \$	No.	LRIP \$	No.	LRIP \$	No.	LRIP \$	No.	LRIP \$	No.	LRIP \$	No.	LRIP \$
Portage County																				
1992 - 1993	2	\$142,097.00					6	\$30,453.00	1	\$40,077.00					12	\$88,759.00				
1994 - 1995	2	\$148,954.00					11	\$32,413.50	2	\$42,177.00					13	\$91,385.47	1	\$143,642.00		
1996 - 1997	1	\$148,556.00					11	\$33,086.00	1	\$38,745.95					15	\$90,451.31				
1998 - 1999	3	\$212,084.00	1	\$212,931.19			6	\$48,339.00	1	\$44,508.46					15	\$133,498.00				
2000 - 2001	4	\$216,302.00					6	\$49,713.62	1	\$61,951.00					14	\$123,368.00	1	\$82,470.26		
2002 - 2003	3	\$217,751.75	1	\$235,000.00			9	\$48,115.49	2	\$62,328.91					15	\$134,283.80				
2004 - 2005	2	\$219,725.00					5	\$47,998.10	1	\$54,694.84					9	\$138,640.91				
2006 - 2007	3	\$225,748.26	1	\$206,062.00			6	\$50,801.05	1	\$63,117.57					6	\$145,752.28	1	\$157,689.43		
2008 - 2009	1	\$230,218.48	1	\$116,821.25			4	\$52,980.37	1	\$63,768.32					6	\$151,941.60				
2010 - 2011	3	\$220,843.33	1	\$247,440.95			4	\$50,345.85	1	\$62,546.77					7	\$144,935.72				
2012 - 2013	2	\$220,223.35					2	\$41,257.78	1	\$63,449.09					3	\$144,087.30	1	\$73,710.31		
2014 - 2015	1	\$225,867.64	2	\$236,676.15			5	\$51,442.00	1	\$65,170.13					4	\$147,105.29	1	\$127,389.32		
2016 - 2017	1	\$223,989.84					4	\$40,669.85							6	\$135,489.55	1	\$1,220,781.12		
2018 - 2019	1	\$245,834.97	1	\$256,357.28			5	\$76,328.84							4	\$178,289.37	3	\$662,887.68		
2020 - 2021	1	\$241,465.91					3	\$33,048.27	1	\$68,959.76					4	\$163,004.50	1	\$199,019.28		
2022 - 2023	1	\$245,575.55	1	\$468,209.41	1	\$514,775.13	4	\$68,325.76	1	\$142,379.40	1	\$162,500.00			4	\$165,726.83	2	\$309,221.01	2	\$1,491,406.00
2024 - 2025	1	\$268,432.04			1	\$369,519.71	4	\$63,321.97	1	\$68,565.45	1	\$400,000.00	1	\$429,140.50	4	\$176,162.81	1	\$416,671.88	2	\$1,769,237.95

HISTORY OF LRIP PROJECTS BY COUNTY AND COMPONENT  
6/9/2025

Biennium	CHI		CHID		CHIS		MSILT		MSIGT		MSID		MSIS		TRI		TRID		TRIS	
	No.	LRIP \$	No.	LRIP \$	No.	LRIP \$	No.	LRIP \$	No.	LRIP \$	No.	LRIP \$	No.	LRIP \$	No.	LRIP \$	No.	LRIP \$	No.	LRIP \$
Price County																				
1992 - 1993	1	\$52,295.00					3	\$14,228.19							4	\$85,188.59				
1994 - 1995	1	\$57,552.00					2	\$14,912.00							5	\$89,233.62	1	\$71,459.23		
1996 - 1997	1	\$56,826.00					3	\$14,934.00							5	\$91,163.53				
1998 - 1999	1	\$81,135.00					4	\$21,158.23							8	\$125,700.77				
2000 - 2001	1	\$82,704.00					4	\$21,303.00							6	\$137,386.50				
2002 - 2003	1	\$82,704.27	1	\$143,395.00			4	\$20,731.05			1	\$250,473.00			8	\$140,976.25				
2004 - 2005	1	\$83,521.63					3	\$20,496.51			1	\$134,319.39			7	\$143,219.84	1	\$166,681.25		
2006 - 2007	1	\$86,222.54					3	\$19,976.41							6	\$142,163.58				
2008 - 2009	1	\$88,700.29	1	\$151,450.02			3	\$19,999.39							6	\$146,620.74				
2010 - 2011	1	\$84,750.81					3	\$18,722.40							6	\$138,187.75				
2012 - 2013	1	\$84,294.52	1	\$144,615.00			3	\$14,319.20			1	\$236,200.00			7	\$138,969.35				
2014 - 2015	1	\$82,921.25					3	\$18,217.97							6	\$140,710.38	1	\$137,236.20		
2016 - 2017	1	\$82,332.48	1	\$144,222.94			3	\$17,977.19							4	\$140,823.58	1	\$255,864.04		
2018 - 2019	1	\$90,396.57					3	\$18,708.45							6	\$154,335.77	1	\$62,336.60		
2020 - 2021	1	\$88,385.49	1	\$149,041.43			3	\$17,802.43							6	\$159,175.35	2	\$171,374.96		
2022 - 2023	1	\$89,886.68			1	\$216,517.85	3	\$18,977.43							7	\$161,325.38	2	\$907,777.13	1	\$305,360.00
2024 - 2025	1	\$98,663.91	1	\$170,411.28	1	\$216,516.76	2	\$20,202.32							6	\$171,118.71			2	\$732,627.30

HISTORY OF LRIP PROJECTS BY COUNTY AND COMPONENT  
6/9/2025

Biennium	CHI		CHID		CHIS		MSILT		MSIGT		MSID		MSIS		TRI		TRID		TRIS	
	No.	LRIP \$	No.	LRIP \$	No.	LRIP \$	No.	LRIP \$	No.	LRIP \$	No.	LRIP \$	No.	LRIP \$	No.	LRIP \$	No.	LRIP \$	No.	LRIP \$
Racine County																				
1992 - 1993	1	\$207,373.00					6	\$29,519.82	1	\$114,000.00					9	\$46,168.00				
1994 - 1995	1	\$155,994.00					6	\$35,918.68	1	\$122,009.00					7	\$49,714.00	1	\$190,668.00		
1996 - 1997	1	\$221,556.00					6	\$37,697.99	1	\$118,985.00					7	\$50,631.00				
1998 - 1999	1	\$318,035.00	1	\$244,679.00			5	\$54,618.00	1	\$167,190.00					9	\$73,965.00				
2000 - 2001	1	\$323,259.00	1	\$271,763.00			4	\$55,497.82	1	\$167,936.00					9	\$76,956.00				
2002 - 2003	2	\$320,402.31	2	\$243,000.00			4	\$59,837.42	1	\$161,143.57					8	\$78,875.76	1	\$102,059.00		
2004 - 2005	2	\$322,526.51	1	\$250,500.00			4	\$60,742.00	1	\$158,910.83					4	\$81,945.65				
2006 - 2007	2	\$332,336.36	1	\$247,882.00			4	\$63,284.65	2	\$219,069.55					4	\$69,277.41	1	\$333,682.00		
2008 - 2009	1	\$343,052.84	1	\$254,895.00			3	\$49,935.65	3	\$292,996.72					4	\$50,066.66				
2010 - 2011	2	\$327,765.21	1	\$247,764.74			4	\$70,295.22	3	\$277,337.57					3	\$45,165.21	1	\$70,030.46		
2012 - 2013	2	\$325,628.54	1	\$248,521.03			4	\$67,368.30	3	\$273,932.20					3	\$45,331.54	1	\$236,185.94		
2014 - 2015	2	\$330,395.57	1	\$239,401.34			4	\$73,757.90	3	\$268,804.33					3	\$46,331.59	1	\$104,043.79		
2016 - 2017	2	\$326,570.02	1	\$147,053.34			4	\$72,322.59	3	\$271,194.35	1	\$275,713.90			3	\$46,008.87	1	\$187,502.27		
2018 - 2019	1	\$357,007.30	1	\$256,451.15			3	\$59,126.67	3	\$292,687.69					3	\$51,037.85	1	\$159,291.47		
2020 - 2021	1	\$352,127.47	1	\$258,159.08			5	\$94,803.95	3	\$286,800.90	1	\$450,000.00			2	\$44,330.74				
2022 - 2023	1	\$355,167.66	1	\$470,806.50	1	\$844,360.78	5	\$114,189.37	3	\$306,949.51	3	\$1,200,000.00			2	\$36,098.64	1	\$354,145.25	1	\$728,700.00
2024 - 2025	2	\$210,000.00	1	\$295,781.92	1	\$845,565.53	5	\$122,413.98	3	\$282,893.91	2	\$575,000.00			2	\$38,424.10	1	\$376,315.98	1	\$953,273.86



HISTORY OF LRIP PROJECTS BY COUNTY AND COMPONENT  
6/9/2025

Biennium	CHI		CHID		CHIS		MSILT		MSIGT		MSID		MSIS		TRI		TRID		TRIS	
	No.	LRIP \$	No.	LRIP \$	No.	LRIP \$	No.	LRIP \$	No.	LRIP \$	No.	LRIP \$	No.	LRIP \$	No.	LRIP \$	No.	LRIP \$	No.	LRIP \$
Richland County																				
1992 - 1993	1	\$69,424.00					1	\$14,157.00							5	\$53,870.07				
1994 - 1995	1	\$73,575.00					2	\$14,862.00							4	\$59,134.00				
1996 - 1997	1	\$72,660.00					2	\$14,678.00							3	\$58,517.00				
1998 - 1999	1	\$103,599.00					2	\$21,130.00							4	\$83,679.00	1	\$63,576.19		
2000 - 2001	1	\$105,498.00	1	\$242,637.00			1	\$21,376.00							4	\$85,184.30	1	\$79,149.18		
2002 - 2003	2	\$106,698.76					2	\$21,177.00							2	\$85,775.96				
2004 - 2005	1	\$107,755.00					1	\$21,068.73							5	\$86,736.81				
2006 - 2007	2	\$111,132.17	2	\$205,000.00			1	\$21,131.97							6	\$90,402.59				
2008 - 2009	2	\$114,173.91	1	\$109,648.14			3	\$21,104.73			1	\$261,925.00			5	\$92,803.65				
2010 - 2011	1	\$109,362.95					3	\$19,995.14							4	\$89,662.40				
2012 - 2013	1	\$108,701.45	1	\$243,792.00			3	\$19,720.89							5	\$88,992.53				
2014 - 2015	1	\$110,446.94					2	\$20,054.80							4	\$87,470.22				
2016 - 2017	1	\$109,390.91	1	\$260,000.00			1	\$19,838.19							2	\$81,831.54				
2018 - 2019	2	\$120,194.68					1	\$21,396.40							3	\$99,907.31				
2020 - 2021	1	\$117,529.37					3	\$20,075.33							4	\$109,394.23				
2022 - 2023	1	\$119,456.94			1	\$384,912.00								2	\$83,530.93	2	\$194,103.00	1	\$343,530.00	
2024 - 2025	1	\$130,191.55			2	\$714,094.14								2	\$108,755.96			1	\$906,500.00	

HISTORY OF LRIP PROJECTS BY COUNTY AND COMPONENT  
6/9/2025

Biennium	CHI		CHID		CHIS		MSILT		MSIGT		MSID		MSIS		TRI		TRID		TRIS	
	No.	LRIP \$	No.	LRIP \$	No.	LRIP \$	No.	LRIP \$	No.	LRIP \$	No.	LRIP \$	No.	LRIP \$	No.	LRIP \$	No.	LRIP \$	No.	LRIP \$
Rock County																				
1992 - 1993	4	\$182,651.00					2	\$26,422.00	2	\$150,322.00					7	\$86,235.00				
1994 - 1995	3	\$192,516.00					2	\$27,891.00	2	\$158,605.00					7	\$91,625.00				
1996 - 1997	2	\$190,445.00					5	\$23,498.72	2	\$157,227.00					6	\$90,962.00				
1998 - 1999	3	\$275,179.00	1	\$405,220.48			4	\$40,537.00	2	\$227,924.00					6	\$131,042.00				
2000 - 2001	3	\$280,865.00					5	\$34,786.61	2	\$233,148.00					3	\$133,619.00				
2002 - 2003	2	\$283,406.77	1	\$367,750.00			4	\$43,387.95	2	\$233,349.87					4	\$135,048.00				
2004 - 2005	4	\$285,960.00					3	\$44,185.00	3	\$234,781.29					6	\$137,079.99	1	\$251,674.07		
2006 - 2007	4	\$294,045.56	1	\$325,000.00			3	\$46,160.95	2	\$237,498.57					4	\$142,951.84				
2008 - 2009	2	\$304,040.40					2	\$48,682.84	3	\$244,708.96					3	\$127,620.12				
2010 - 2011	2	\$208,401.47	1	\$290,000.00			2	\$46,592.21	2	\$234,930.27					4	\$125,233.10				
2012 - 2013	4	\$370,845.86					2	\$26,000.00	3	\$232,075.98					7	\$141,014.76	1	\$213,101.45		
2014 - 2015	1	\$293,068.72	1	\$411,600.00			3	\$46,929.39	2	\$234,779.79					2	\$141,981.58	1	\$151,975.68		
2016 - 2017	1	\$289,347.58					3	\$46,987.16	2	\$231,320.60					2	\$98,754.72	1	\$106,549.81		
2018 - 2019	1	\$316,795.41	1	\$400,000.00			3	\$51,011.85	2	\$249,751.16					5	\$159,404.11	3	\$666,388.14		
2020 - 2021	1	\$312,649.40					3	\$52,390.32	2	\$422,468.83	2	\$487,669.32			5	\$155,320.96	1	\$401,510.14		
2022 - 2023	1	\$315,231.34	1	\$700,000.00	1	\$250,000.00	3	\$53,629.59			2	\$429,000.00	1	\$1,970,000.00	7	\$160,121.25	1	\$143,337.60		
2024 - 2025	1	\$351,992.20			2	\$924,389.00	3	\$58,756.67	2	\$345,597.49	1	\$400,000.00	1	\$1,231,000.00	5	\$174,597.15	4	\$969,150.01		

HISTORY OF LRIP PROJECTS BY COUNTY AND COMPONENT  
6/9/2025

Biennium	CHI		CHID		CHIS		MSILT		MSIGT		MSID		MSIS		TRI		TRID		TRIS	
	No.	LRIP \$	No.	LRIP \$	No.	LRIP \$	No.	LRIP \$	No.	LRIP \$	No.	LRIP \$	No.	LRIP \$	No.	LRIP \$	No.	LRIP \$	No.	LRIP \$
Rusk County																				
1992 - 1993	1	\$58,731.00					3	\$16,927.00							9	\$69,279.00				
1994 - 1995	1	\$61,403.00					5	\$14,650.00							10	\$73,748.00				
1996 - 1997	1	\$60,768.00					4	\$17,164.00							6	\$73,064.00				
1998 - 1999	1	\$86,624.00					5	\$24,120.00							8	\$104,692.00				
2000 - 2001	1	\$88,117.00					4	\$24,176.00							8	\$106,110.26				
2002 - 2003	1	\$88,843.68	1	\$183,981.50			4	\$23,018.23							5	\$107,176.39				
2004 - 2005	1	\$89,828.63	1	\$173,826.00			3	\$23,118.00							5	\$98,573.00				
2006 - 2007	1	\$92,742.77					1	\$23,363.69							9	\$113,005.39				
2008 - 2009	1	\$98,309.99					3	\$22,176.85							7	\$116,546.47				
2010 - 2011	2	\$93,940.03	1	\$125,000.00			3	\$22,302.93							7	\$110,634.41				
2012 - 2013	1	\$93,302.50					2	\$22,152.73							5	\$84,940.55				
2014 - 2015	1	\$93,918.40	1	\$150,000.00			3	\$25,155.13		1	\$125,576.57				4	\$113,196.94				
2016 - 2017	1	\$93,132.28					1	\$18,472.27							4	\$112,419.33				
2018 - 2019	1	\$102,380.56	1	\$91,722.93			3	\$23,451.21							3	\$93,198.53				
2020 - 2021	1	\$44,018.30					2	\$14,866.23							5	\$104,035.36	1	\$220,777.29		
2022 - 2023	1	\$101,790.56	1	\$75,000.00	1	\$233,862.53	3	\$16,934.49							4	\$138,642.85	2	\$144,747.78	1	\$104,100.00
2024 - 2025	1	\$166,986.62	1	\$184,863.20	1	\$230,378.10	3	\$37,061.39				1	\$1,388,083.00	3	\$135,464.19			2	\$666,269.74	

HISTORY OF LRIP PROJECTS BY COUNTY AND COMPONENT  
6/9/2025

Biennium	CHI		CHID		CHIS		MSILT		MSIGT		MSID		MSIS		TRI		TRID		TRIS	
	No.	LRIP \$	No.	LRIP \$	No.	LRIP \$	No.	LRIP \$	No.	LRIP \$	No.	LRIP \$	No.	LRIP \$	No.	LRIP \$	No.	LRIP \$	No.	LRIP \$
Sauk County																				
1992 - 1993	1	\$101,237.00					4	\$35,941.00							7	\$92,245.00				
1994 - 1995	1	\$108,030.00					3	\$58,208.00							5	\$98,055.00				
1996 - 1997	1	\$107,503.00					5	\$57,699.00							6	\$96,965.00				
1998 - 1999	1	\$154,997.00					8	\$83,269.00							7	\$138,107.86				
2000 - 2001	1	\$158,917.00	1	\$300,000.00			7	\$86,523.00		1	\$138,155.00				7	\$141,891.00				
2002 - 2003	3	\$162,617.37					9	\$88,915.20							6	\$142,169.63	1	\$66,753.84		
2004 - 2005	2	\$165,730.00	1	\$600,000.00			5	\$90,572.78							7	\$144,137.00				
2006 - 2007	2	\$173,312.02					5	\$93,035.20		1	\$215,018.00				10	\$150,030.35				
2008 - 2009	2	\$179,659.25	1	\$475,000.00			5	\$97,624.42							7	\$154,430.68				
2010 - 2011	2	\$172,277.15					5	\$93,734.39							9	\$147,985.70				
2012 - 2013	2	\$171,446.81	1	\$467,013.00			5	\$92,988.25							9	\$147,631.08	1	\$223,146.51		
2014 - 2015	1	\$176,953.45					5	\$93,867.95		1	\$285,163.00				7	\$150,984.46	1	\$174,606.76		
2016 - 2017	1	\$175,297.67	1	\$400,000.00			5	\$94,055.53		1	\$343,961.31				9	\$149,413.46	1	\$322,894.11		
2018 - 2019	2	\$192,868.86					4	\$94,872.79		1	\$330,682.22				6	\$160,077.40	3	\$639,016.35		
2020 - 2021	1	\$190,703.16	1	\$400,000.00			4	\$82,649.11		1	\$403,498.00				7	\$167,179.23	2	\$1,299,684.48		
2022 - 2023	1	\$194,155.01			1	\$250,000.00	7	\$105,560.04		4	\$1,099,398.00				8	\$169,791.57	3	\$1,096,150.96	2	\$823,182.97
2024 - 2025	1	\$218,077.75	1	\$479,114.00	1	\$445,276.00	4	\$116,173.37				2	\$1,020,000.00	8	\$173,048.97	3	\$1,237,033.00	1	\$665,000.00	

HISTORY OF LRIP PROJECTS BY COUNTY AND COMPONENT  
6/9/2025

Biennium	CHI		CHID		CHIS		MSILT		MSIGT		MSID		MSIS		TRI		TRID		TRIS	
	No.	LRIP \$	No.	LRIP \$	No.	LRIP \$	No.	LRIP \$	No.	LRIP \$	No.	LRIP \$	No.	LRIP \$	No.	LRIP \$	No.	LRIP \$	No.	LRIP \$
Sawyer County																				
1992 - 1993	1	\$55,000.00					3	\$9,012.00							6	\$92,230.00				
1994 - 1995	1	\$58,193.00					2	\$8,210.01							3	\$97,641.00				
1996 - 1997	1	\$57,758.00					3	\$8,769.71							5	\$92,210.00				
1998 - 1999	1	\$82,985.00					2	\$12,732.00							7	\$138,249.49				
2000 - 2001	1	\$84,907.00	1	\$175,000.00			3	\$13,343.00							7	\$141,145.00				
2002 - 2003	2	\$86,563.13					3	\$13,125.00							7	\$143,234.97				
2004 - 2005	1	\$86,992.00					3	\$13,486.00							6	\$144,991.47				
2006 - 2007	1	\$90,368.53	2	\$177,500.00			2	\$11,804.71							4	\$151,242.83				
2008 - 2009	1	\$93,364.70					3	\$13,501.96							4	\$155,890.15				
2010 - 2011	1	\$89,658.84	1	\$125,000.00			1	\$12,738.63							5	\$149,008.96				
2012 - 2013	1	\$89,269.37					2	\$12,455.44							4	\$147,022.59	1	\$100,871.08		
2014 - 2015	1	\$89,228.70	1	\$200,000.00			2	\$12,855.87							3	\$149,485.51				
2016 - 2017	1	\$86,928.69					1	\$12,609.14							3	\$130,922.27	1	\$107,209.36		
2018 - 2019	1	\$97,337.98	1	\$100,000.00			1	\$6,500.00							3	\$165,959.82	1	\$64,838.89		
2020 - 2021	1	\$95,387.54					1	\$7,450.00							3	\$164,660.32				
2022 - 2023	1	\$96,895.08	1	\$200,000.00	1	\$222,000.00	1	\$13,277.52							3	\$170,400.23	1	\$373,275.00	1	\$228,953.38
2024 - 2025	1	\$108,596.43			1	\$225,589.48	1	\$14,520.96				1	\$1,030,000.00		3	\$181,088.62			2	\$608,389.60

HISTORY OF LRIP PROJECTS BY COUNTY AND COMPONENT  
6/9/2025

Biennium	CHI		CHID		CHIS		MSILT		MSIGT		MSID		MSIS		TRI		TRID		TRIS	
	No.	LRIP \$	No.	LRIP \$	No.	LRIP \$	No.	LRIP \$	No.	LRIP \$	No.	LRIP \$	No.	LRIP \$	No.	LRIP \$	No.	LRIP \$	No.	LRIP \$
Shawano County																				
1992 - 1993	1	\$88,223.00					2	\$26,201.15							6	\$87,168.00				
1994 - 1995	1	\$50,910.39					5	\$31,367.00							6	\$107,003.00				
1996 - 1997	1	\$91,860.00					5	\$30,852.00							6	\$104,092.00				
1998 - 1999	3	\$131,429.00	1	\$247,631.00			6	\$44,003.50							7	\$147,865.66				
2000 - 2001	3	\$132,408.00					4	\$44,918.00			1	\$160,517.00			7	\$149,311.00				
2002 - 2003	2	\$139,023.50	1	\$400,000.00			4	\$45,280.58							9	\$152,309.52				
2004 - 2005	2	\$140,830.00					6	\$45,900.00							8	\$154,065.00	1	\$191,011.73		
2006 - 2007	3	\$145,842.42	1	\$121,040.37			3	\$46,187.59							8	\$160,777.81				
2008 - 2009	1	\$149,966.03	1	\$259,411.47			4	\$38,249.27							5	\$166,137.47				
2010 - 2011	1	\$143,416.67					4	\$44,714.59							7	\$159,227.47				
2012 - 2013	2	\$142,528.31	1	\$247,479.06			2	\$31,639.68							6	\$158,303.94	1	\$199,773.94		
2014 - 2015	1	\$144,432.39					4	\$45,200.52							6	\$161,776.87				
2016 - 2017	1	\$142,929.49	1	\$249,460.62			4	\$35,762.81							5	\$145,135.16				
2018 - 2019	1	\$172,304.65					4	\$36,520.36							5	\$135,471.80				
2020 - 2021	2	\$153,513.36	1	\$256,609.32			6	\$46,704.65							6	\$179,367.36				
2022 - 2023	1	\$155,612.81			1	\$387,108.14	5	\$47,876.25							6	\$182,230.23	1	\$210,692.50	1	\$566,950.03
2024 - 2025	1	\$169,817.52	2	\$291,784.83	1	\$514,572.00	3	\$37,190.30			1	\$400,000.00			5	\$193,724.03				

HISTORY OF LRIP PROJECTS BY COUNTY AND COMPONENT  
6/9/2025

Biennium	CHI		CHID		CHIS		MSILT		MSIGT		MSID		MSIS		TRI		TRID		TRIS	
	No.	LRIP \$	No.	LRIP \$	No.	LRIP \$	No.	LRIP \$	No.	LRIP \$	No.	LRIP \$	No.	LRIP \$	No.	LRIP \$	No.	LRIP \$	No.	LRIP \$
Sheboygan County																				
1992 - 1993	2	\$186,534.00					5	\$41,013.00	1	\$74,526.00					7	\$49,813.00				
1994 - 1995	4	\$197,012.00					6	\$42,889.89	1	\$78,983.00					6	\$53,159.00				
1996 - 1997	6	\$195,770.00					9	\$43,242.00	1	\$77,642.00					7	\$52,758.00				
1998 - 1999	4	\$280,462.00	1	\$247,631.00			11	\$62,079.22	1	\$109,897.00					8	\$71,283.82				
2000 - 2001	4	\$286,453.00					9	\$64,660.04	1	\$110,947.00					7	\$77,390.00				
2002 - 2003	4	\$287,033.77	1	\$178,589.77			9	\$67,175.40	1	\$109,550.10					6	\$78,433.33				
2004 - 2005	5	\$290,317.77					6	\$66,348.00	1	\$108,499.82					7	\$79,709.00				
2006 - 2007	2	\$300,256.33	2	\$196,040.37			5	\$68,844.60	1	\$108,848.29					6	\$83,488.89				
2008 - 2009	2	\$305,673.04					5	\$73,551.25	1	\$109,751.79					5	\$86,389.47				
2010 - 2011	2	\$295,378.99					5	\$71,010.93	1	\$103,235.64					5	\$83,483.17				
2012 - 2013	3	\$293,012.83	2	\$462,500.00			4	\$70,935.75	1	\$101,696.61					6	\$83,111.82	1	\$79,608.93		
2014 - 2015	1	\$587,886.40					4	\$58,809.21	1	\$101,431.99					4	\$84,940.79				
2016 - 2017			1	\$376,000.00			5	\$64,651.39	1	\$99,694.48					4	\$71,689.36	1	\$575,466.09		
2018 - 2019	1	\$319,793.50					5	\$84,825.88	1	\$107,438.64					6	\$89,730.70				
2020 - 2021	1	\$315,597.32	1	\$424,107.29			5	\$73,915.47							4	\$70,708.68				
2022 - 2023	1	\$321,012.64			1	\$575,640.52	4	\$81,250.15	1	\$112,763.14		1	\$1,167,150.00	7	\$95,790.94	1	\$238,211.52	1	\$1,207,017.64	
2024 - 2025	1	\$354,523.45	1	\$444,103.90	1	\$577,082.05	4	\$86,885.55	1	\$107,615.84					6	\$101,769.69			1	\$370,300.00

HISTORY OF LRIP PROJECTS BY COUNTY AND COMPONENT  
6/9/2025

Biennium	CHI		CHID		CHIS		MSILT		MSIGT		MSID		MSIS		TRI		TRID		TRIS	
	No.	LRIP \$	No.	LRIP \$	No.	LRIP \$	No.	LRIP \$	No.	LRIP \$	No.	LRIP \$	No.	LRIP \$	No.	LRIP \$	No.	LRIP \$	No.	LRIP \$
St. Croix County																				
1992 - 1993	1	\$113,002.00					6	\$42,651.00							13	\$84,059.00				
1994 - 1995	1	\$119,959.00					10	\$46,635.00							6	\$89,748.00	1	\$102,602.00		
1996 - 1997	2	\$118,644.00					9	\$47,243.00							14	\$89,820.99				
1998 - 1999	1	\$171,434.00	1	\$154,787.00			9	\$69,178.00							14	\$129,151.00				
2000 - 2001	1	\$177,553.00	1	\$172,393.00			7	\$72,444.50							18	\$133,708.00	1	\$112,119.00		
2002 - 2003	1	\$185,638.86	1	\$120,084.00			8	\$78,439.97		1	\$391,345.00				13	\$138,590.81				
2004 - 2005	1	\$193,575.00	1	\$200,853.68			6	\$84,695.00							11	\$144,237.73	1	\$158,466.92		
2006 - 2007	1	\$204,014.16	1	\$59,853.00			8	\$91,239.51							11	\$155,982.38				
2008 - 2009	1	\$218,019.65	1	\$198,356.00			4	\$65,136.43							11	\$163,934.97				
2010 - 2011	1	\$208,948.88	1	\$147,737.00			5	\$94,817.81		1	\$132,476.62				11	\$158,323.09	1	\$238,360.98		
2012 - 2013	1	\$207,411.54	2	\$184,000.00			6	\$94,235.36							11	\$157,524.91	1	\$246,207.02		
2014 - 2015	1	\$218,740.64	1	\$92,182.00			6	\$97,653.89		1	\$324,000.00				7	\$142,407.57	2	\$767,339.03		
2016 - 2017	1	\$217,596.44	1	\$182,150.00			5	\$107,234.96							11	\$160,194.38	1	\$370,481.14		
2018 - 2019	1	\$240,716.74	1	\$162,980.15			5	\$88,800.00		1	\$486,784.80				11	\$196,067.91	1	\$359,288.78		
2020 - 2021	2	\$238,995.32	1	\$125,282.99			4	\$97,605.60		2	\$763,228.00				11	\$179,622.32	2	\$777,353.59		
2022 - 2023	2	\$245,119.91	2	\$343,482.26	1	\$562,435.97	4	\$113,036.24				1	\$493,500.00	11	\$182,963.53	1	\$895,712.68			
2024 - 2025	2	\$277,279.91	1	\$201,486.54	1	\$575,998.96	6	\$136,627.73		1	\$234,467.50	2	\$1,318,075.00	9	\$195,332.71			2	\$2,463,587.00	



HISTORY OF LRIP PROJECTS BY COUNTY AND COMPONENT  
6/9/2025

Biennium	CHI		CHID		CHIS		MSILT		MSIGT		MSID		MSIS		TRI		TRID		TRIS	
	No.	LRIP \$	No.	LRIP \$	No.	LRIP \$	No.	LRIP \$	No.	LRIP \$	No.	LRIP \$	No.	LRIP \$	No.	LRIP \$	No.	LRIP \$	No.	LRIP \$
Taylor County																				
1992 - 1993	2	\$61,618.00					3	\$13,506.00							9	\$89,998.00				
1994 - 1995	2	\$65,164.00					4	\$15,742.00							14	\$95,796.00				
1996 - 1997	1	\$64,375.00					5	\$15,244.00							16	\$94,841.92				
1998 - 1999	1	\$91,916.00	1	\$93,611.00			5	\$21,403.00							21	\$135,501.31				
2000 - 2001	1	\$93,646.00	1	\$100,000.00			5	\$21,622.00							20	\$138,009.00				
2002 - 2003	1	\$95,812.38	1	\$120,084.06			5	\$21,122.00							22	\$138,691.52	1	\$114,573.00		
2004 - 2005	1	\$96,556.00					3	\$20,931.00							11	\$140,288.00				
2006 - 2007	1	\$99,775.19	1	\$49,124.00			3	\$20,890.25							11	\$146,030.06				
2008 - 2009	1	\$102,825.91					3	\$20,977.46							11	\$150,576.83				
2010 - 2011	1	\$98,386.89	1	\$254,281.10			3	\$20,051.67							11	\$142,946.32				
2012 - 2013	1	\$97,863.23					3	\$19,792.92							11	\$143,662.63	1	\$259,066.45		
2014 - 2015	1	\$100,598.73	1	\$34,935.60			3	\$20,080.00							9	\$120,231.86	2	\$177,259.21		
2016 - 2017	1	\$99,735.44	1	\$74,324.50			3	\$19,770.90							11	\$146,010.78				
2018 - 2019	1	\$109,606.54	1	\$212,791.03			1	\$8,164.66							9	\$170,632.80	1	\$149,857.19		
2020 - 2021	1	\$107,340.81					2	\$12,939.77							10	\$148,171.40	2	\$291,339.34		
2022 - 2023	1	\$108,956.45	1	\$79,515.99	1	\$249,999.73	3	\$29,272.09							10	\$168,031.13	1	\$266,371.54	1	\$381,700.00
2024 - 2025	1	\$118,423.62	1	\$86,052.99	1	\$246,003.69	3	\$30,635.78							10	\$188,435.14	1	\$393,429.18	2	\$632,522.10

HISTORY OF LRIP PROJECTS BY COUNTY AND COMPONENT  
6/9/2025

Biennium	CHI		CHID		CHIS		MSILT		MSIGT		MSID		MSIS		TRI		TRID		TRIS	
	No.	LRIP \$	No.	LRIP \$	No.	LRIP \$	No.	LRIP \$	No.	LRIP \$	No.	LRIP \$	No.	LRIP \$	No.	LRIP \$	No.	LRIP \$	No.	LRIP \$
Trempealeau County																				
1992 - 1993	5	\$74,164.00					3	\$25,689.99							4	\$44,894.19				
1994 - 1995	9	\$81,218.00					7	\$22,991.08							7	\$70,762.86				
1996 - 1997	3	\$76,526.79					9	\$26,470.98							7	\$62,023.50				
1998 - 1999	4	\$114,706.00					11	\$37,913.00							8	\$99,648.77				
2000 - 2001	2	\$114,000.00					10	\$38,305.82							10	\$103,647.00				
2002 - 2003	4	\$118,568.95					9	\$38,746.80							12	\$104,852.20				
2004 - 2005	2	\$120,085.00					5	\$39,437.00							9	\$106,541.86				
2006 - 2007	1	\$124,189.35					4	\$37,386.86							5	\$110,999.76				
2008 - 2009	2	\$127,955.82					5	\$41,431.68							10	\$115,223.84				
2010 - 2011	1	\$122,466.31					5	\$38,346.84							5	\$104,087.77				
2012 - 2013	2	\$121,994.30	1	\$150,000.00			5	\$39,047.36							6	\$90,158.29	1	\$98,348.43		
2014 - 2015	1	\$125,068.45	1	\$212,969.49			5	\$40,183.24							8	\$107,141.79				
2016 - 2017	2	\$124,179.88					3	\$24,380.01							7	\$106,056.88	1	\$84,320.32		
2018 - 2019	1	\$324,619.86					2	\$17,982.76							6	\$119,643.50	3	\$444,233.97		
2020 - 2021	1	\$134,385.31	1	\$95,681.81			2	\$30,135.96							6	\$92,787.72	1	\$132,880.54		
2022 - 2023	1	\$136,706.79	1	\$174,899.95	1	\$313,674.77	4	\$36,460.44							6	\$125,726.75	1	\$56,986.65	1	\$495,411.90
2024 - 2025	1	\$151,632.60	1	\$110,184.43	1	\$314,989.36	2	\$50,595.60							5	\$149,309.81			1	\$557,627.70

HISTORY OF LRIP PROJECTS BY COUNTY AND COMPONENT  
6/9/2025

Biennium	CHI		CHID		CHIS		MSILT		MSIGT		MSID		MSIS		TRI		TRID		TRIS	
	No.	LRIP \$	No.	LRIP \$	No.	LRIP \$	No.	LRIP \$	No.	LRIP \$	No.	LRIP \$	No.	LRIP \$	No.	LRIP \$	No.	LRIP \$	No.	LRIP \$
Vernon County																				
1992 - 1993	3	\$76,294.00					1	\$24,075.00							1	\$92,065.00				
1994 - 1995	1	\$79,794.00					4	\$25,336.00							3	\$97,904.00				
1996 - 1997	1	\$79,236.00					3	\$24,903.00							4	\$96,801.02				
1998 - 1999	1	\$113,203.00					3	\$35,323.73							5	\$138,389.74				
2000 - 2001	1	\$115,376.00	1	\$200,395.00			2	\$35,879.00							7	\$141,114.00				
2002 - 2003	1	\$118,221.09					2	\$35,849.08							8	\$142,260.12				
2004 - 2005	1	\$119,665.00					4	\$36,292.81							9	\$143,743.10				
2006 - 2007	1	\$124,091.25	1	\$319,744.60			3	\$36,536.93							6	\$149,952.96				
2008 - 2009	1	\$128,015.87	1	\$173,693.00			3	\$37,278.07							10	\$152,552.52				
2010 - 2011	1	\$122,632.47					4	\$35,229.42							7	\$148,601.36				
2012 - 2013	1	\$122,084.62	1	\$269,368.00			3	\$35,103.20			1	\$221,100.00			3	\$147,794.03				
2014 - 2015	1	\$124,393.66					2	\$25,539.95							6	\$143,361.54				
2016 - 2017	1	\$123,397.38					2	\$34,144.00							2	\$100,202.75				
2018 - 2019	1	\$149,345.34					2	\$37,984.84							4	\$126,476.28				
2020 - 2021	1	\$133,220.17	1	\$325,514.58			2	\$37,403.49			1	\$450,000.00			4	\$162,876.99				
2022 - 2023			1	\$242,952.52	1	\$545,476.98	1	\$17,876.50			2	\$662,330.47			2	\$95,164.50	1	\$49,770.00	2	\$1,244,550.20
2024 - 2025	1	\$149,603.86	1	\$77,550.64			2	\$41,412.24					1	\$932,657.50	3	\$181,071.42	2	\$154,070.00	2	\$535,017.23

HISTORY OF LRIP PROJECTS BY COUNTY AND COMPONENT  
6/9/2025

Biennium	CHI		CHID		CHIS		MSILT		MSIGT		MSID		MSIS		TRI		TRID		TRIS	
	No.	LRIP \$	No.	LRIP \$	No.	LRIP \$	No.	LRIP \$	No.	LRIP \$	No.	LRIP \$	No.	LRIP \$	No.	LRIP \$	No.	LRIP \$	No.	LRIP \$
Vilas County																				
1992 - 1993	1	\$54,517.00					1	\$4,771.00							17	\$94,754.70				
1994 - 1995	1	\$57,235.00					1	\$4,907.00							14	\$102,920.41				
1996 - 1997	1	\$56,619.00					1	\$4,809.00							13	\$102,142.00				
1998 - 1999	1	\$81,237.00					1	\$6,950.00							14	\$144,611.98				
2000 - 2001	1	\$83,243.00	1	\$263,504.00			1	\$7,023.00							12	\$127,224.00				
2002 - 2003	1	\$86,025.37					1	\$6,787.91							14	\$146,959.45				
2004 - 2005	1	\$87,377.00					1	\$7,112.89							7	\$151,451.00				
2006 - 2007	1	\$90,699.00	1	\$179,783.66			1	\$7,281.00							6	\$157,655.00				
2008 - 2009	1	\$93,705.99					1	\$7,303.87							7	\$163,329.32	1	\$154,176.85		
2010 - 2011			1	\$119,146.26			1	\$7,075.50			1	\$168,312.12			7	\$156,941.50				
2012 - 2013	2	\$90,195.30					1	\$7,051.06							6	\$153,408.20	3	\$521,856.58		
2014 - 2015	1	\$89,202.05	1	\$136,744.05			1	\$6,841.56							6	\$159,329.21				
2016 - 2017	1	\$88,422.39					1	\$6,731.53							1	\$158,465.33				
2018 - 2019	1	\$97,339.08	1	\$148,541.73			1	\$7,510.84			1	\$321,555.00			7	\$175,304.13	1	\$132,153.60		
2020 - 2021	1	\$95,547.00					1	\$7,122.75							7	\$177,018.71	1	\$119,785.77		
2022 - 2023	1	\$96,900.40	1	\$217,308.13	1	\$216,517.85	1	\$7,343.96							7	\$179,151.32	2	\$244,367.56	1	\$485,800.00
2024 - 2025	1	\$108,773.67			1	\$216,516.76	1	\$7,985.55			1	\$320,971.32			6	\$163,767.78	1	\$472,150.00	1	\$546,000.00

HISTORY OF LRIP PROJECTS BY COUNTY AND COMPONENT  
6/9/2025

Biennium	CHI		CHID		CHIS		MSILT		MSIGT		MSID		MSIS		TRI		TRID		TRIS	
	No.	LRIP \$	No.	LRIP \$	No.	LRIP \$	No.	LRIP \$	No.	LRIP \$	No.	LRIP \$	No.	LRIP \$	No.	LRIP \$	No.	LRIP \$	No.	LRIP \$
Walworth County																				
1992 - 1993	1	\$112,990.00					9	\$60,622.00							16	\$68,548.76				
1994 - 1995	2	\$120,581.00					9	\$72,066.83							15	\$75,149.97				
1996 - 1997	2	\$120,246.00					7	\$72,510.00							9	\$75,950.31				
1998 - 1999	1	\$173,625.00	1	\$133,578.00			7	\$105,461.79							13	\$110,286.50				
2000 - 2001	1	\$179,485.00	1	\$148,365.00			9	\$109,836.00							11	\$112,839.00				
2002 - 2003	1	\$188,609.03	1	\$133,450.00			12	\$115,100.58			1	\$163,866.00			14	\$113,872.36				
2004 - 2005	1	\$192,805.53	1	\$149,800.00			7	\$117,879.00							8	\$115,344.73				
2006 - 2007	1	\$201,827.44	1	\$148,191.00			6	\$121,762.83							8	\$120,158.42				
2008 - 2009	1	\$209,875.23	1	\$151,548.00			7	\$127,288.35							8	\$123,842.34				
2010 - 2011	1	\$200,103.25	1	\$199,637.04			5	\$124,081.51							8	\$119,393.71				
2012 - 2013	1	\$199,172.12	1	\$197,919.56			6	\$124,086.11							7	\$104,012.47	1	\$231,054.46		
2014 - 2015	1	\$204,148.63	1	\$193,037.96			6	\$143,848.21							8	\$114,328.51	1	\$494,868.47		
2016 - 2017	1	\$202,304.00					6	\$141,935.00							8	\$113,356.38	1	\$216,831.42		
2018 - 2019	1	\$220,769.51	1	\$208,641.24			4	\$146,147.75							8	\$125,383.62	3	\$1,162,109.68		
2020 - 2021	1	\$218,928.31	1	\$212,061.54			6	\$157,034.41							8	\$126,908.58	1	\$375,259.00		
2022 - 2023	1	\$222,172.11	1	\$387,251.87	1	\$694,505.61	6	\$160,061.02			1	\$400,000.00			8	\$129,068.08	1	\$744,061.50	1	\$717,596.00
2024 - 2025	1	\$245,996.50	1	\$241,890.13	1	\$691,502.60	6	\$174,595.02			1	\$400,000.00			8	\$137,150.29			1	\$814,800.00

HISTORY OF LRIP PROJECTS BY COUNTY AND COMPONENT  
6/9/2025

Biennium	CHI		CHID		CHIS		MSILT		MSIGT		MSID		MSIS		TRI		TRID		TRIS	
	No.	LRIP \$	No.	LRIP \$	No.	LRIP \$	No.	LRIP \$	No.	LRIP \$	No.	LRIP \$	No.	LRIP \$	No.	LRIP \$	No.	LRIP \$	No.	LRIP \$
Washburn County																				
1992 - 1993	1	\$49,666.00					1	\$15,320.00							5	\$74,143.25				
1994 - 1995	1	\$51,715.00					4	\$16,200.00							11	\$83,659.00				
1996 - 1997	1	\$51,302.00					4	\$15,874.00							12	\$83,721.00				
1998 - 1999	1	\$73,262.00					4	\$22,328.00							17	\$119,767.89				
2000 - 2001	1	\$75,010.00	1	\$200,000.00			4	\$23,367.00							17	\$121,992.96				
2002 - 2003	1	\$77,316.62					4	\$23,430.62							17	\$122,868.60				
2004 - 2005	1	\$78,617.00					3	\$23,331.00							12	\$124,436.80				
2006 - 2007	1	\$81,502.27	1	\$201,500.00			2	\$23,291.41							11	\$129,546.80				
2008 - 2009	1	\$84,339.58					2	\$23,562.18							11	\$133,980.35				
2010 - 2011	1	\$81,032.76					2	\$22,136.19							11	\$128,382.29				
2012 - 2013	1	\$80,741.07					1	\$17,434.48							11	\$127,650.27	1	\$163,238.93		
2014 - 2015	1	\$79,552.20	1	\$150,000.00			2	\$22,006.07							11	\$130,696.06				
2016 - 2017	2	\$78,890.85					2	\$21,876.72							9	\$129,712.64	2	\$408,959.90		
2018 - 2019	1	\$86,671.64					2	\$23,620.66							11	\$143,354.18	2	\$167,559.08		
2020 - 2021	1	\$84,854.30	1	\$220,825.71			2	\$22,331.10							12	\$144,676.83	2	\$425,091.70		
2022 - 2023	1	\$86,148.47			1	\$197,979.47	2	\$22,640.62						11	\$146,984.66	1	\$155,362.98			
2024 - 2025	1	\$96,005.31			1	\$199,433.71	2	\$23,993.25				1	\$226,204.00	11	\$156,275.46	1	\$190,700.00	1	\$346,500.00	

HISTORY OF LRIP PROJECTS BY COUNTY AND COMPONENT  
6/9/2025

Biennium	CHI		CHID		CHIS		MSILT		MSIGT		MSID		MSIS		TRI		TRID		TRIS	
	No.	LRIP \$	No.	LRIP \$	No.	LRIP \$	No.	LRIP \$	No.	LRIP \$	No.	LRIP \$	No.	LRIP \$	No.	LRIP \$	No.	LRIP \$	No.	LRIP \$
Washington County																				
1992 - 1993	1	\$133,238.00					1	\$52,998.00	1	\$38,250.00					6	\$58,875.00				
1994 - 1995	1	\$144,194.00					2	\$58,640.50	1	\$41,150.00					7	\$63,379.00				
1996 - 1997	3	\$146,963.00					2	\$61,484.00	1	\$42,314.00					13	\$63,649.00				
1998 - 1999	1	\$212,475.00	1	\$163,467.00			4	\$91,785.00	1	\$60,777.00					12	\$92,667.00				
2000 - 2001	1	\$220,096.00	2	\$181,562.00			4	\$97,406.00	1	\$62,887.00					12	\$95,286.56				
2002 - 2003	1	\$225,412.42	1	\$162,900.00			4	\$102,693.35	1	\$63,103.96	1	\$223,539.00			12	\$96,555.02				
2004 - 2005	1	\$229,066.89	1	\$177,800.00			2	\$107,177.64	1	\$64,130.00	1	\$200,117.75			7	\$99,326.89				
2006 - 2007	1	\$238,550.16	1	\$175,943.00			3	\$113,740.90	1	\$66,662.44					6	\$104,856.28				
2008 - 2009	1	\$248,832.55	1	\$179,823.00			3	\$121,908.69	1	\$69,213.07					7	\$110,913.91				
2010 - 2011	1	\$239,993.50	1	\$216,001.66			4	\$163,506.72	1	\$65,965.13					6	\$85,880.70	1	\$76,070.52		
2012 - 2013	1	\$239,068.64	1	\$215,369.95			4	\$162,240.46	2	\$65,240.94					6	\$85,770.93	1	\$104,191.99		
2014 - 2015	1	\$245,396.80	1	\$209,433.83			4	\$164,816.03	1	\$67,309.30					6	\$87,570.98				
2016 - 2017	1	\$243,418.95	1	\$244,428.05			4	\$162,650.77	1	\$66,429.23					5	\$72,479.02	1	\$176,072.17		
2018 - 2019	1	\$266,752.04	1	\$225,172.16			3	\$122,225.34	2	\$130,576.45	1	\$248,636.22			6	\$96,263.32				
2020 - 2021	1	\$267,182.77	1	\$232,843.51			3	\$124,592.82	2	\$130,444.36	1	\$450,000.00			6	\$109,559.20	1	\$181,905.16		
2022 - 2023	1	\$270,483.47	1	\$414,263.49	1	\$742,950.93	3	\$176,547.23	2	\$141,086.07	1	\$400,000.00			6	\$99,661.43			1	\$974,086.44
2024 - 2025	1	\$292,587.90	1	\$250,995.16	1	\$717,531.53	2	\$93,948.00	2	\$134,889.44	1	\$225,000.00	1	\$232,500.00	6	\$105,188.40	1	\$711,637.40	1	\$309,118.43

HISTORY OF LRIP PROJECTS BY COUNTY AND COMPONENT  
6/9/2025

Biennium	CHI		CHID		CHIS		MSILT		MSIGT		MSID		MSIS		TRI		TRID		TRIS	
	No.	LRIP \$	No.	LRIP \$	No.	LRIP \$	No.	LRIP \$	No.	LRIP \$	No.	LRIP \$	No.	LRIP \$	No.	LRIP \$	No.	LRIP \$	No.	LRIP \$
Waukesha County																				
1992 - 1993	2	\$383,437.17					13	\$126,804.71	5	\$276,333.00					10	\$60,350.00				
1994 - 1995	1	\$411,731.00					13	\$139,019.50	8	\$293,521.00					11	\$55,935.00				
1996 - 1997	1	\$412,742.00					15	\$141,052.35	9	\$291,823.00					10	\$68,405.00				
1998 - 1999	1	\$599,124.00	1	\$460,933.00			16	\$216,919.00	6	\$419,047.00					12	\$101,616.00				
2000 - 2001	1	\$620,530.00	1	\$162,500.00			14	\$169,336.00	7	\$490,994.00					11	\$106,095.00				
2002 - 2003	1	\$632,487.24	3	\$620,499.50			18	\$211,274.70	6	\$500,271.85					11	\$99,814.00				
2004 - 2005	1	\$645,358.00	1	\$501,249.00			10	\$216,952.92	5	\$504,142.39					6	\$102,823.51				
2006 - 2007	1	\$669,833.88	1	\$496,304.00			9	\$203,629.18	7	\$509,425.58					5	\$109,709.06				
2008 - 2009	1	\$693,419.49	2	\$505,000.00			9	\$204,723.93	6	\$519,751.81					5	\$95,327.82				
2010 - 2011	2	\$662,601.54	1	\$537,873.21			10	\$225,877.70	7	\$493,841.72					6	\$110,674.69				
2012 - 2013	2	\$658,082.96	1	\$535,731.60			11	\$241,483.49	5	\$488,315.98					6	\$103,726.65	1	\$88,569.73		
2014 - 2015	2	\$681,445.30	1	\$524,443.89			11	\$249,706.54	5	\$497,712.49					6	\$106,072.87	1	\$230,867.11		
2016 - 2017	2	\$668,404.08	2	\$607,612.87			10	\$225,161.94	5	\$488,948.96					6	\$105,634.51				
2018 - 2019	2	\$747,802.33	3	\$576,766.52			10	\$247,302.60	5	\$537,202.61					6	\$116,897.24				
2020 - 2021	2	\$745,343.84	4	\$587,067.12			11	\$277,875.40	5	\$540,454.79					6	\$118,275.36				
2022 - 2023	1	\$760,443.57	1	\$1,071,650.00	1	\$1,921,973.56	11	\$338,801.87	5	\$582,530.62	1	\$400,000.00	3	\$3,748,000.00	5	\$98,079.85	1	\$218,103.18	1	\$336,129.52
2024 - 2025	2	\$835,412.17	2	\$667,416.35	1	\$1,907,974.16	12	\$371,211.75	5	\$549,675.46			3	\$2,280,000.00	5	\$105,014.61	1	\$648,878.23	1	\$1,720,600.00



HISTORY OF LRIP PROJECTS BY COUNTY AND COMPONENT  
6/9/2025

Biennium	CHI		CHID		CHIS		MSILT		MSIGT		MSID		MSIS		TRI		TRID		TRIS	
	No.	LRIP \$	No.	LRIP \$	No.	LRIP \$	No.	LRIP \$	No.	LRIP \$	No.	LRIP \$	No.	LRIP \$	No.	LRIP \$	No.	LRIP \$	No.	LRIP \$
Waupaca County																				
1992 - 1993	2	\$107,076.00					3	\$45,060.00							5	\$82,552.00				
1994 - 1995	4	\$113,915.93					5	\$46,296.40							6	\$87,849.00				
1996 - 1997	3	\$113,222.00					5	\$46,461.00							7	\$87,094.00				
1998 - 1999	5	\$162,608.00					7	\$66,613.00							10	\$124,411.50				
2000 - 2001	2	\$166,215.00	2	\$380,000.00			5	\$68,526.00							13	\$127,223.98				
2002 - 2003	3	\$161,336.40	1	\$121,214.69			4	\$68,936.18							8	\$124,077.13				
2004 - 2005	3	\$170,965.00	3	\$124,396.56			7	\$69,525.99							3	\$130,493.75	1	\$145,072.20		
2006 - 2007	1	\$51,495.91	2	\$103,031.00			6	\$70,987.69							3	\$136,900.62	1	\$119,172.28		
2008 - 2009	3	\$181,425.54	2	\$259,410.48			4	\$66,076.69							3	\$137,892.64				
2010 - 2011	2	\$172,703.00	1	\$123,720.51			3	\$68,504.55							3	\$136,520.31				
2012 - 2013	1	\$171,564.38	1	\$123,739.54			3	\$66,531.70		1	\$52,811.40				4	\$135,478.56	1	\$109,444.85		
2014 - 2015	1	\$171,694.68	1	\$118,338.10			3	\$69,044.90							4	\$138,589.50	1	\$170,805.11		
2016 - 2017	2	\$170,085.96	1	\$124,730.31			3	\$68,245.93							2	\$137,586.86	1	\$164,131.37		
2018 - 2019	1	\$185,620.84	1	\$128,178.66			2	\$73,642.00							4	\$141,341.90				
2020 - 2021	1	\$181,925.23	1	\$128,304.67			3	\$73,339.93							3	\$153,480.56	1	\$128,074.48		
2022 - 2023	1	\$184,169.69	1	\$234,105.00	1	\$436,426.69	2	\$74,186.56					1	\$2,021,812.50	3	\$155,972.10	2	\$549,995.83	1	\$579,143.00
2024 - 2025	1	\$202,269.47	1	\$145,892.44	1	\$462,136.29	2	\$80,340.37					1	\$2,077,193.25	3	\$165,743.41	1	\$173,950.00	2	\$651,814.80

HISTORY OF LRIP PROJECTS BY COUNTY AND COMPONENT  
6/9/2025

Biennium	CHI		CHID		CHIS		MSILT		MSIGT		MSID		MSIS		TRI		TRID		TRIS	
	No.	LRIP \$	No.	LRIP \$	No.	LRIP \$	No.	LRIP \$	No.	LRIP \$	No.	LRIP \$	No.	LRIP \$	No.	LRIP \$	No.	LRIP \$	No.	LRIP \$
Waushara County																				
1992 - 1993	1	\$78,643.00					1	\$16,365.00							2	\$44,292.93				
1994 - 1995	1	\$82,524.00					2	\$16,888.00							4	\$73,971.00				
1996 - 1997	1	\$81,673.00					2	\$16,779.00							3	\$72,531.22				
1998 - 1999	1	\$116,971.00	1	\$212,931.19			1	\$21,103.00							5	\$102,790.00				
2000 - 2001	1	\$119,757.00					1	\$23,819.00							5	\$106,686.90				
2002 - 2003	1	\$124,013.44	1	\$235,000.00			1	\$22,789.62							7	\$107,467.82				
2004 - 2005	2	\$127,284.94					2	\$24,962.00							5	\$107,421.64				
2006 - 2007	2	\$131,632.95	3	\$206,062.00			3	\$24,319.00							6	\$113,246.40				
2008 - 2009	1	\$135,568.17					2	\$25,404.23							6	\$116,872.93				
2010 - 2011	1	\$129,687.78	1	\$247,440.95			2	\$24,013.87							7	\$112,022.80				
2012 - 2013	1	\$129,089.09					2	\$23,786.10							5	\$111,131.68				
2014 - 2015	1	\$130,216.44	2	\$236,676.15			2	\$24,076.91							4	\$111,504.57	1	\$334,438.63		
2016 - 2017	1	\$129,056.02					1	\$11,834.89			1	\$294,971.60			6	\$111,220.15				
2018 - 2019	1	\$141,883.35	1	\$256,357.28			2	\$25,449.23			1	\$219,483.69			5	\$121,976.80				
2020 - 2021	1	\$138,827.76					1	\$8,254.67							5	\$125,979.58				
2022 - 2023	1	\$140,844.04	1	\$353,331.06	1	\$430,631.83	2	\$23,658.75					1	\$332,900.00	5	\$128,015.87	2	\$307,105.79	1	\$283,755.78
2024 - 2025	1	\$154,992.72			1	\$244,813.54	1	\$26,961.24							5	\$136,049.16			1	\$245,000.00

HISTORY OF LRIP PROJECTS BY COUNTY AND COMPONENT  
6/9/2025

Biennium	CHI		CHID		CHIS		MSILT		MSIGT		MSID		MSIS		TRI		TRID		TRIS	
	No.	LRIP \$	No.	LRIP \$	No.	LRIP \$	No.	LRIP \$	No.	LRIP \$	No.	LRIP \$	No.	LRIP \$	No.	LRIP \$	No.	LRIP \$	No.	LRIP \$
Winnebago County																				
1992 - 1993	1	\$182,477.00					4	\$31,246.00	2	\$122,527.00					2	\$55,199.00				
1994 - 1995	1	\$193,298.00					3	\$32,516.00	3	\$131,720.00					3	\$58,535.00				
1996 - 1997	1	\$191,746.00					3	\$31,875.35	2	\$130,706.00					3	\$59,444.00				
1998 - 1999	1	\$277,137.00	1	\$247,631.00			6	\$46,913.00	2	\$189,207.00					4	\$85,990.00				
2000 - 2001	1	\$282,872.00					3	\$48,347.00	3	\$194,760.00	1	\$154,479.00			3	\$87,770.47	1	\$51,824.00		
2002 - 2003	2	\$284,430.00	1	\$217,519.00			3	\$48,075.69	4	\$194,053.76					4	\$89,642.69				
2004 - 2005	1	\$287,679.67	1	\$383,830.00			2	\$48,236.00	4	\$196,202.20					3	\$92,346.00				
2006 - 2007	2	\$303,272.24					3	\$50,590.19	2	\$200,246.17					2	\$98,806.80				
2008 - 2009	3	\$313,381.48	1	\$450,000.00			1	\$52,135.30	2	\$203,873.69					3	\$103,774.61				
2010 - 2011	2	\$299,998.43					2	\$44,750.90	2	\$193,086.90					5	\$96,408.22				
2012 - 2013	2	\$298,520.84	2	\$444,999.15			1	\$49,604.50	2	\$191,186.86					2	\$49,582.48				
2014 - 2015	2	\$306,363.27					2	\$50,266.95	2	\$193,665.47					4	\$102,989.94				
2016 - 2017	3	\$303,495.66	1	\$223,342.17			1	\$49,778.11	2	\$191,346.22					5	\$100,269.26				
2018 - 2019	1	\$333,292.88					2	\$99,517.86	2	\$207,851.49	1	\$266,042.45			2	\$97,918.81				
2020 - 2021	2	\$268,858.67	2	\$360,000.00					1	\$140,699.86					4	\$91,742.78				
2022 - 2023	1	\$335,819.71			2	\$575,628.19			2	\$219,817.96					3	\$100,725.00	1	\$357,584.35	1	\$2,174,649.00
2024 - 2025	1	\$366,904.74	1	\$409,145.67	1	\$577,082.05			2	\$208,681.61					2	\$99,019.78	1	\$1,744,470.00	1	\$251,027.74

HISTORY OF LRIP PROJECTS BY COUNTY AND COMPONENT  
6/9/2025

Biennium	CHI		CHID		CHIS		MSILT		MSIGT		MSID		MSIS		TRI		TRID		TRIS	
	No.	LRIP \$	No.	LRIP \$	No.	LRIP \$	No.	LRIP \$	No.	LRIP \$	No.	LRIP \$	No.	LRIP \$	No.	LRIP \$	No.	LRIP \$	No.	LRIP \$
Wood County																				
1992 - 1993	1	\$135,943.00					9	\$90,794.78							9	\$78,254.00				
1994 - 1995	1	\$140,867.00					7	\$100,530.96							8	\$83,065.00				
1996 - 1997	1	\$139,448.00					7	\$100,565.00							7	\$83,153.00				
1998 - 1999	1	\$198,932.00	1	\$212,931.19			10	\$142,185.69							9	\$115,369.06				
2000 - 2001	1	\$202,436.00	2	\$164,499.00			8	\$141,064.38							7	\$121,396.00				
2002 - 2003	5	\$198,941.51					8	\$140,729.78							7	\$122,144.29				
2004 - 2005	2	\$200,267.00	1	\$248,793.11			5	\$140,956.00							7	\$123,563.00				
2006 - 2007	1	\$205,940.16					4	\$140,833.73							7	\$127,289.97				
2008 - 2009	1	\$211,739.82	1	\$259,411.47			5	\$143,206.23							7	\$131,404.12				
2010 - 2011	1	\$201,809.33					5	\$135,153.32							6	\$125,768.14				
2012 - 2013	1	\$198,960.62	1	\$247,479.07			4	\$128,907.69							7	\$125,103.65	2	\$1,146,239.10		
2014 - 2015	1	\$200,777.55					5	\$134,917.42							7	\$129,725.90				
2016 - 2017	1	\$198,952.75	1	\$249,460.62			3	\$165,078.63							6	\$129,191.50	1	\$299,128.14		
2018 - 2019	1	\$218,258.31					1	\$58,060.66		1	\$742,050.00				7	\$135,597.30				
2020 - 2021	1	\$214,135.73	1	\$256,609.32			3	\$129,580.41							7	\$144,307.17	1	\$92,956.45		
2022 - 2023	1	\$77,976.92			1	\$384,714.63	4	\$185,341.49						7	\$142,958.57	1	\$167,210.86	1	\$194,320.00	
2024 - 2025	1	\$236,316.15	1	\$291,784.83	1	\$552,275.99	5	\$160,916.31				1	\$234,000.00	4	\$155,995.00			2	\$241,500.00	

[illegible]

# Local Roads Improvement Program (LRIP)

## 2024 - 2025 LRIP Project County Report

Municipality Component	Project Number	On Route From Route To Route	Improvement Type	Total Project Cost	Approved Reimbursement Amount
<b>Adams County</b>					
Town of Rome TRI	18461	Long Bow Ct Termini 10th Ave (Termini)	Reconditioning	\$201,600.00	\$63,197.69
		Moat Ct Termini Long Bow Ct (Termini)			
		Moor Ct Termini Long Bow Ct (Termini)			
City of Adams MSILT	18656	N Pine St W Liberty St W Park St (Termini)	Resurfacing	\$35,000.00	\$9,663.08
Town of Big Flats TRI	18921	16th Ave Browndeer Ave Buttercup Ave	Resurfacing	\$180,000.00	\$63,197.70
Town of Jackson TRI	19027	1st Dr Fawn Ln (Break) Fawn Dr (Termini)	Reconditioning	\$130,000.00	\$63,197.70
		Fawn Dr 1st Dr (Termini) Evergreen Dr (Termini)			
Adams County CHI	19089	CTH Z Fawn Ave CTH H	Structure	\$575,986.65	\$112,450.31
Adams County CHIS	19090	CTH Z Edgewood Ave Ember Ave	Reconstruction	\$1,915,000.00	\$112,539.33
Town of Adams TRIS	19132	11th Ave (1) Deerborn Ave CTH J (Break)	Reconditioning	\$426,072.00	\$298,250.40
<b>TOTAL for Adams County</b>				<b>\$3,463,658.65</b>	<b>\$722,496.21</b>
<b>Ashland County</b>					
Town of Jacobs TRI	18530	Mack St STH 13 (Termini) Park St (Termini)	Pavement Replacement	\$79,604.45	\$34,000.00
Town of Shanagolden TRI	18561	Lutz Rd Schmidt Rd Leonard York Dr (Termini)	Pavement Replacement	\$170,495.50	\$43,000.00
Town of Gingles TRIS	18587	Beaser Rd Hegstrom Rd Weister Rd	Reconditioning	\$415,625.00	\$290,937.50
Town of Morse TRI	18590	Lake Galilee Rd Lake Dr (Termini) Trott Rd	Resurfacing	\$312,000.00	\$39,454.97
		Lake Galilee Rd Trott Rd Lake Galilee Rd (Termini)			

# Local Roads Improvement Program (LRIP)

## 2024 - 2025 LRIP Project County Report

Municipality Component	Project Number	On Route From Route To Route	Improvement Type	Total Project Cost	Approved Reimbursement Amount
City of Ashland MSILT	18602	Willis Ave 11th St E Willis Ave (Termini)	Reconstruction	\$285,635.82	\$16,178.36
Ashland County CHID	18781	CTH GG Chicago Ave Quarry Rd	Resurfacing	\$900,000.00	\$150,000.00
Ashland County CHIS	18782	CTH GG Mineral Lake Rd Quarry Rd	Resurfacing	\$1,088,299.64	\$177,795.49
Town of Morse TRID	18916	Lake Dr W Lake Dr Lake Galilee Rd	Reconstruction	\$678,878.00	\$337,402.37
Town of Marengo TRI	18997	Wildcat Rd Ashland/Bayfield Rd (Termini) CTH C (Termini)	Pavement Replacement	\$131,000.00	\$43,000.00
Town of Marengo TRID	19007	Vista Rd CTH C (Termini) Maata Schultz Rd	Pavement Replacement	\$630,000.00	\$313,110.00
City of Ashland MSIS	19067	11th St E STH 13 (Termini) Prentice Ave	Reconstruction	\$900,488.58	\$450,244.29
Ashland County CHI	19231	CTH GG Chicago Ave Quarry Rd	Resurfacing	\$900,000.00	\$85,588.90
City of Mellen MSILT	19318	Ashland Ave Haring St Prospect St (Termini)	Resurfacing	\$60,000.00	\$16,178.35
		Hillcrest Dr Moore St Thomas St			
		Hillcrest Dr Thomas St S West St (Termini)			
<b>TOTAL for Ashland County</b>				<b>\$6,552,026.99</b>	<b>\$1,996,890.23</b>
<b>Barron County</b>					
Town of Almena TRI	18559	3/4 1st St 3/4 St (Termini) 1st St (Termini)	Resurfacing	\$84,710.00	\$19,893.95
		1st St 3/4 1st St (Termini) 1st St (Termini)			
Town of Rice Lake TRID	18636	19th St 23rd Ave 24th Ave (Termini)	Pavement Replacement	\$158,055.19	\$79,002.59
		24th Ave 18 1/2 St (Termini) 19th St (Break)			
Town of Sumner TRIS	18671	16th Ave 27th St CTH M (Termini)	Pavement Replacement	\$570,150.00	\$399,105.00

# Local Roads Improvement Program (LRIP)

## 2024 - 2025 LRIP Project County Report

Municipality Component	Project Number	On Route From Route To Route	Improvement Type	Total Project Cost	Approved Reimbursement Amount
Village of Turtle Lake MSILT	18709	Pine Ridge Dr Pine St S (Termini) Pine Ridge Dr (Termini)	Pavement Replacement	\$32,589.29	\$11,247.00
Village of Haugen MSILT	18783	Plecity Ave 1st St (Termini) 2nd St	Pavement Replacement	\$25,000.00	\$12,500.00
		1st St CTH V (Termini) Plecity Ave (Termini)			
City of Cumberland MSILT	18784	Arcade Ave Hunter St (Break) Lake St (Termini)	Pavement Replacement	\$210,000.00	\$51,552.67
		Marshall St Arcade Ave Comstock Ave (Termini)			
Barron County CHIS	18798	CTH D 26 1/2 St County Line Rd (Termini)	Reconditioning	\$980,925.38	\$371,089.62
Town of Clinton TRI	18799	11th St USH 8 (Break) 13th Ave	Resurfacing	\$90,000.00	\$19,893.94
Town of Crystal Lake TRI	18800	1 1/2 St 19 1/2 Ave (Termini) E Loon Lake Ln (Termini)	Resurfacing	\$105,000.00	\$19,893.95
Town of Prairie Lake TRI	18802	8th Ave CTH O (Termini) CTH D	Pavement Replacement	\$146,720.00	\$19,893.94
Town of Sioux Creek TRI	18803	23rd St CTH I (Termini) 23rd St (Break)	Pavement Replacement	\$45,344.95	\$19,893.95
Town of Stanley TRI	18804	22 3/4 St Termini 16th Ave (Termini)	Resurfacing	\$45,638.72	\$19,893.95
Town of Turtle Lake TRI	19078	1st St 11th Ave (Termini) 1st St (Termini)	Reconditioning	\$50,000.00	\$19,893.95
Town of Clinton TRIS	19124	8 3/4 St USH 8 (Termini) 14 3/4 Ave	Reconstruction	\$370,759.00	\$259,531.30
		14 1/2 Ave 8 3/4 St (Break) 14 1/2 Ave (Termini)			
Village of Almena MSIS	19154	Soo Ave W Cleveland St N Garfield St S (Termini)	Reconditioning	\$599,049.00	\$299,524.50
		Soo Ave E Garfield St S (Termini) CTH P (Termini)			



# Local Roads Improvement Program (LRIP)

## 2024 - 2025 LRIP Project County Report

Municipality Component	Project Number	On Route From Route To Route	Improvement Type	Total Project Cost	Approved Reimbursement Amount
Town of Bear Lake TRI	19244	26th Ave 15th St CTH V	Resurfacing	\$160,000.00	\$38,325.92
Town of Oak Grove TRI	19245	27 1/2 Ave 23rd St (Termini) 23 1/2 St	Pavement Replacement	\$74,000.00	\$19,893.95
Barron County CHI	19278	CTH D 25th St 26 1/2 St	Reconditioning	\$376,141.87	\$178,638.68
Barron County CHID	19279	CTH D 12th St STH 25 (Break)	Reconditioning	\$688,000.00	\$250,000.00
Village of Almena MSILT	19315	Alma St N Mildred Ave 15th Ave	Structure	\$65,000.00	\$24,995.69
Town of Barron TRI	19319	18th St 16th Ave 18th St (Termini)	Reconditioning	\$50,000.00	\$19,893.94
Town of Sumner TRI	19493	27th St 17th Ave 27th St (Termini)	Resurfacing	\$41,000.00	\$19,893.95
<b>TOTAL for Barron County</b>				<b>\$4,968,083.40</b>	<b>\$2,174,452.44</b>
<b>Bayfield County</b>					
Town of Delta TRI	18468	Scenic Dr Canthook Lake Rd W Delta Rd	Resurfacing	\$149,064.54	\$70,000.00
Town of Barnes TRI	18542	Ellison Lake Rd Roy Dick Rd Moore Rd	Reconditioning	\$100,000.00	\$50,000.00
		Ellison Lake Rd Moore Rd Barnes Rd (Termini)			
		Moore Rd Ellison Lake Rd (Termini) Park Rd			
Town of Namakagon TRID	18571	Garmisch Rd CTH M (Termini) Lost Land Lake Rd	Pavement Replacement	\$288,505.47	\$131,729.85
City of Washburn MSID	18578	8th Ave W Biglow St Lakeview Dr	Reconstruction	\$273,800.00	\$136,900.00
		8th Ave W Lakeview Dr Loop Rd E (Termini)			
		Lake Dr Loop Rd E (Termini) 6th Ave W (Termini)			
		6th Ave W Lake Dr (Termini) W Holman Lakeview Dr			

# Local Roads Improvement Program (LRIP)

## 2024 - 2025 LRIP Project County Report

Municipality Component	Project Number	On Route From Route To Route	Improvement Type	Total Project Cost	Approved Reimbursement Amount
City of Washburn MSILT	18582	8th Ave W 4th St W 6th St W	Reconditioning	\$28,000.00	\$13,758.12
Town of Oulu TRIS	18586	Airport Rd CTH B Kaukamo Rd	Reconstruction	\$979,071.00	\$685,349.70
City of Bayfield MSIS	18601	Manypenny Ave S 9th St Deer Fields Estates Rd (Termini)	Reconstruction	\$769,800.00	\$384,900.00
Town of Drummond TRI	19028	Otter Bay Rd S Lake Owen Dr (Termini) Otter Bay Rd (Termini)	Reconditioning	\$200,000.00	\$50,000.00
Town of Port Wing TRI	19046	Grand Ave Okerstrom St School Rd (Termini)	Reconstruction	\$114,785.00	\$43,439.31
Town of Clover TRI	19052	Bark Point Rd Leftys Rd Bark Point Boat Landing Rd	Resurfacing	\$70,000.00	\$30,000.00
Town of Cable TRIS	19069	Sunset Rd Totagtig Lake Rd (Termini) Sunset Ext	Reconstruction	\$941,800.00	\$659,260.00
		Sunset Ext Termini Sunset Trl			
		Sunset Ext Sunset Trl Sunset Rd (Termini)			
Bayfield County CHIS	19273	CTH A USH 2 (Break) Hoffren Rd	Pavement Replacement	\$614,075.00	\$179,191.37
Town of Washburn TRI	19302	Engoe Rd Bjork Rd STH 13 (Termini)	Resurfacing	\$110,000.00	\$55,000.00
Bayfield County CHI	19398	CTH FF CTH B (Termini) CTH FF (Termini)	Pavement Replacement	\$375,000.00	\$86,260.86
<b>TOTAL for Bayfield County</b>				<b>\$5,013,901.01</b>	<b>\$2,575,789.21</b>
<b>Brown County</b>					
Town of Ledgeview TRI	18394	Dallas Ln Dollar Rd Dallas Ln (Termini)	Pavement Replacement	\$100,000.00	\$16,532.85
Town of Scott TRI	18397	St Killian Rd E Ronsman Rd (Termini) STH 54 (Termini)	Pavement Replacement	\$196,000.00	\$16,532.85
Village of Denmark MSIS	18399	North Ave Kronberg Ct North Avenue Rd (Termini)	Reconstruction	\$1,796,800.00	\$898,400.00
		Danish Way North Ave (Termini) Danish Way (Break)			

# Local Roads Improvement Program (LRIP)

## 2024 - 2025 LRIP Project County Report

Municipality Component	Project Number	On Route From Route To Route	Improvement Type	Total Project Cost	Approved Reimbursement Amount
City of De Pere MSIGT	18414	Bomier St STH 57 (Break) S Erie St (Termini)	Resurfacing	\$137,700.00	\$58,311.64
		S Superior St Merrill St S Superior St (Termini)			
		Virginia Dr S Superior St (Termini) S Erie St (Termini)			
Town of Pittsfield TRI	18416	Anston Rd CTH C (Termini) Sunny Brook Dr	Pavement Replacement	\$265,000.00	\$16,532.85
Town of Scott TRIS	18428	Caledonia Dr Hermans Rd (Termini) CTH T (Termini)	Reconditioning	\$467,000.00	\$326,900.00
Town of Eaton TRI	18429	Pine Grove Rd CTH P (Break) Hidden Acres Ln (Break)	Pavement Replacement	\$180,000.00	\$16,532.85
Village of Allouez MSILT	18454	Sunrise Ln Libal St (Termini) Briar Ln E (Termini)	Pavement Replacement	\$183,750.00	\$90,000.00
Town of Morrison TRI	18604	Lark Rd Dickinson Rd (Termini) Luedtke Ln	Resurfacing	\$344,000.00	\$16,532.85
		Ridge Ct CTH W (Termini) Ridge Ct (Termini)			
Village of Howard MSIGT	18739	O' Connor Rd Russet Ct Cornell Rd (Termini)	Pavement Replacement	\$208,000.00	\$54,765.54
Brown County CHI	18925	CTH M CTH HS W Deerfield Ave (Break)	Reconstruction	\$5,020,000.00	\$587,735.15
Brown County CHIS	18927	CTH S Serenity Dr Mid Valley Dr (1)	Reconstruction	\$750,000.00	\$577,082.04
Brown County CHID	18939	CTH X CTH PP (Break) Swan Ridge Trl	Reconstruction	\$1,250,000.00	\$444,103.91
Village of Pulaski MSID	19017	Williams St S St Augustine St (Termini) S Wisconsin St (1) (Termini)	Reconstruction	\$1,424,589.00	\$400,000.00
Village of Hobart MSILT	19134	Belmar Rd Haven Pl (Termini) Belmar Rd (Termini)	Pavement Replacement	\$306,785.00	\$100,942.51
		Haven Pl STH 54 (Termini) Haven Pl (Termini)			

# Local Roads Improvement Program (LRIP)

## 2024 - 2025 LRIP Project County Report

Municipality Component	Project Number	On Route From Route To Route	Improvement Type	Total Project Cost	Approved Reimbursement Amount
Town of Lawrence TRI	19306	Bain Ct Williams Grant Dr (Termini) Bain Ct (Termini)	Resurfacing	\$80,000.00	\$16,532.85
Village of Wrightstown MSILT	19316	Debra St Nancy St (Termini) Linda St	Reconstruction	\$769,350.00	\$45,000.00
		Debra St Linda St Debra St (Termini)			
		Linda St STH 96 Debra St (Termini)			
		Nancy St STH 96 (Termini) Debra St (Termini)			
City of Green Bay MSIGT	19472	Oak Grove Ave Crooks St (Termini) Deckner Ave (Termini)	Resurfacing	\$672,791.06	\$233,606.97
		Deschane Pl Crooks St (Termini) Deckner Ave (Termini)			
		Berger St Deckner Ave (Termini) Mills St			
		Servais St Fisk St S Briquelet St (Termini)			
		Briquelet St Regal Ave Biemeret St			
		Biemeret St Ridge Rd S Oneida St S			
		Saratoga St Kellogg St (Termini) Bond St			
<b>TOTAL for Brown County</b>				<b>\$14,151,765.06</b>	<b>\$3,916,044.86</b>
<b>Buffalo County</b>					
City of Fountain City MSIS	18398	Hill St STH 95 Mill St (Break)	Pavement Replacement	\$254,965.00	\$127,482.50
Buffalo County CHI	18777	CTH ZZ Parker Rd CTH H (Termini)	Pavement Replacement	\$62,150.00	\$30,000.00
City of Alma MSILT	18785	Shawnee Dr CTH I (Termini) Shawnee Dr (Termini)	Resurfacing	\$52,395.75	\$11,766.68
Village of Cochrane MSILT	18786	Wisconsin St Main St (Termini) Miller St	Pavement Replacement	\$85,000.00	\$11,766.68

# Local Roads Improvement Program (LRIP)

## 2024 - 2025 LRIP Project County Report

Municipality Component	Project Number	On Route From Route To Route	Improvement Type	Total Project Cost	Approved Reimbursement Amount
Town of Nelson TRI	18806	Mike Varanick Rd Spooner Rd CTH I (Termini)	Resurfacing	\$60,000.00	\$18,086.78
Town of Waumandee TRI	18807	Schoepps Valley Rd Roterling Ridge Rd (Termini) Rothering Rd	Resurfacing	\$95,210.76	\$21,167.86
Town of Milton TRID	19101	Canada Ridge Rd Waumandee Creek Rd (Termini) Hensel Dugway (Termini)	Reconditioning	\$1,001,000.00	\$497,497.00
Town of Naples TRIS	19178	Segerstrom Rd USH 10 (Termini) Gonty Rd	Reconditioning	\$594,000.00	\$415,800.00
		Segerstrom Rd Gonty Rd CTH HH (Termini)			
Town of Canton TRI	19246	Mahlum Rd CTH VV Moy Rd (Termini)	Resurfacing	\$45,000.00	\$14,889.34
Buffalo County CHI	19335	CTH C Bremer Ridge Rd Jessie Trail Rd	Pavement Replacement	\$211,750.00	\$100,692.76
Buffalo County CHID	19336	CTH C Meier Dr Pronschinske Dr	Pavement Replacement	\$250,000.00	\$94,968.41
Buffalo County CHIS	19337	CTH O STH 35 Rose Valley Rd	Structure	\$280,000.00	\$120,000.00
Buffalo County CHIS	19338	CTH NN STH 88 (Termini) Rudy Rd	Structure	\$380,000.00	\$151,490.65
Town of Belvidere TRI	19340	Foegen Rd CTH OO (Termini) N Herman St (Termini)	Resurfacing	\$78,390.40	\$15,622.93
Town of Cross TRI	19341	Baertsch Valley Rd STH 95 (Termini) Baertsch Rd (Termini)	Reconditioning	\$70,000.00	\$17,631.45
<b>TOTAL for Buffalo County</b>				<b>\$3,519,861.91</b>	<b>\$1,648,863.04</b>
<b>Burnett County</b>					
Town of La Follette TRI	18396	Warner Lake Rd Culbertson Rd (Termini) Anchor Inn Rd	Resurfacing	\$161,985.80	\$18,304.80
Town of Trade Lake TRIS	18404	Cedar Point Rd CTH Z 230th St (Termini)	Pavement Replacement	\$225,000.00	\$157,500.00
Town of Jackson TRI	18520	Loon Creek Trl Conroy Fire Ln Private Voyager Rd	Resurfacing	\$200,000.00	\$18,304.80
Town of Dewey TRIS	18710	Swiss Chalet Rd CTH B (Termini) Bashaw Store Rd	Reconditioning	\$280,000.00	\$196,000.00

# Local Roads Improvement Program (LRIP)

## 2024 - 2025 LRIP Project County Report

Municipality Component	Project Number	On Route From Route To Route	Improvement Type	Total Project Cost	Approved Reimbursement Amount
		Swiss Chalet Rd Bashaw Store Rd Spring Lake Rd (Termini)			
Village of Grantsburg MSILT	18787	E Summit Ave S Pine St (Termini) S Robert St (Termini)	Pavement Replacement	\$45,216.00	\$6,331.88
Village of Webster MSILT	18788	Hickory St W STH 35 (Termini) Bluegill Ave N	Reconditioning	\$49,978.00	\$6,331.87
Town of Anderson TRI	18808	County Line STH 87 (Termini) E River Rd	Pavement Replacement	\$160,552.00	\$22,402.94
Town of Roosevelt TRI	18809	Boyd Ln Timberland Trl (Termini) CTH H (Termini)	Reconstruction	\$38,000.00	\$18,304.80
Town of Rusk TRI	18810	Greenfield Rd CTH H (Termini) STH 70 (Termini)	Pavement Replacement	\$150,000.00	\$18,304.80
Town of Webb Lake TRI	18811	McKenzie Rd Atherton Rd N Lost Lake Rd (Termini)	Reconditioning	\$39,000.00	\$18,304.80
Town of West Marshland TRI	18812	N Fork Dike Rd Kylingstad Rd E Refuge Rd (Termini)	Resurfacing	\$175,000.00	\$18,304.80
Town of Wood River TRI	18813	Assembly Rd CTH Y S Williams Rd (Termini)	Pavement Replacement	\$175,000.00	\$18,304.79
Town of La Follette TRID	19111	Indian Creek Rd Spencer Lake Rd (Termini) 360th Ave (Termini)	Resurfacing	\$375,000.00	\$186,375.00
Village of Siren MSIS	19150	Alden Rd South Shore Dr (Termini) Alden Rd (Termini)	Reconstruction	\$310,066.00	\$155,033.00
		Alden Rd South Shore Dr (Termini) Alden Rd (Termini)			
Town of Daniels TRI	19247	Elbow Lake Rd CTH W (Termini) Shuttleworth Rd	Pavement Replacement	\$175,000.00	\$18,304.80
Town of Siren TRI	19248	Waldora Rd John Nelson Rd (Termini) Nyberg Rd (Termini)	Pavement Replacement	\$90,000.00	\$18,304.80
Burnett County CHI	19285	CTH F Pee Po Rd Highland Rd	Reconditioning	\$366,600.00	\$103,011.22
Burnett County CHIS	19286	CTH T CTH A (Termini) CTH C (Termini)	Reconditioning	\$910,000.00	\$213,987.22
<b>TOTAL for Burnett County</b>				<b>\$3,926,397.80</b>	<b>\$1,211,716.32</b>
<b>Calumet County</b>					

# Local Roads Improvement Program (LRIP)

## 2024 - 2025 LRIP Project County Report

Municipality Component	Project Number	On Route From Route To Route	Improvement Type	Total Project Cost	Approved Reimbursement Amount
City of Chilton MSILT	18389	Court St Trucker Rd (Termini) Kiesner Dr	Resurfacing	\$160,000.00	\$45,680.78
		Court St Kiesner Dr Trucker Rd (Termini)			
		Court St Kiesner Dr David Ln			
Village of Harrison MSIS	18405	State Park Rd Schmidt Rd USH 10	Resurfacing	\$728,410.65	\$364,205.33
Village of Harrison MSILT	18450	Payten St Evan St (Termini) State Park Rd (Termini)	Resurfacing	\$145,366.35	\$45,680.77
Town of New Holstein TRI	18717	Charlesburg Rd Meggers Rd (Termini) CTH T	Pavement Replacement	\$275,000.00	\$33,463.02
Town of Brothertown TRIS	18954	W Jefferson Rd N Columbus Rd (Termini) N Town Hall Rd	Pavement Replacement	\$887,000.00	\$620,900.00
Calumet County CHIS	18994	CTH HR STH 32 (Termini) USH 10 (Termini)	Pavement Replacement	\$1,249,900.00	\$577,082.05
Town of Brothertown TRI	19011	St Charles Rd CTH G Irish Rd (Termini)	Resurfacing	\$70,000.00	\$33,463.02
Town of Stockbridge TRID	19042	Long Rd Shady Lane Rd Quinney Rd	Pavement Replacement	\$436,952.09	\$218,476.04
Calumet County CHI	19152	CTH N STH 114 (Termini) USH 10 (Break)	Pavement Replacement	\$350,000.00	\$137,964.92
<b>TOTAL for Calumet County</b>				<b>\$4,302,629.09</b>	<b>\$2,076,915.93</b>
<b>Chippewa County</b>					
Town of Lafayette TRI	18539	45th Ave (1) Termini (Break) 45th Ave (Termini)	Pavement Replacement	\$134,764.32	\$37,350.73
		216th St Termini 45th Ave (1) (Termini)			
Village of Lake Hallie MSID	18703	30th Ave 118th St (1) 113th St	Reconstruction	\$1,393,300.00	\$400,000.00
Town of Howard TRI	18814	70th St 100th Ave CTH B (Break)	Resurfacing	\$45,094.09	\$17,573.87
Town of Sampson TRI	18815	80th St CTH M 80th St (Termini)	Pavement Replacement	\$61,612.52	\$29,761.26

# Local Roads Improvement Program (LRIP)

## 2024 - 2025 LRIP Project County Report

Municipality Component	Project Number	On Route From Route To Route	Improvement Type	Total Project Cost	Approved Reimbursement Amount
Town of Sigel TRI	18816	20th Ave 250th St 240th St	Pavement Replacement	\$103,319.30	\$19,897.86
Town of Tilden TRI	18817	90th Ave CTH F (Termini) 95th St	Resurfacing	\$227,864.65	\$17,648.97
Town of Woodmohr TRI	18818	170th Ave CTH F 170th Ave (Termini)	Pavement Replacement	\$40,534.29	\$19,968.78
Town of Lafayette TRID	19021	30th Ave 180th St 172nd St	Pavement Replacement	\$169,622.22	\$84,811.11
		30th Ave CTH J (Break) 180th St			
Chippewa County CHI	19064	CTH R STH 64 (Termini) STH 178 (Termini)	Reconditioning	\$1,490,000.00	\$280,294.01
City of Stanley MSILT	19102	6th Ave CTH H Park Ave	Pavement Replacement	\$84,223.50	\$37,426.97
		Park Ave 5th Ave (Termini) 6th Ave			
		Lincoln St Pine St (Termini) Oak St			
Chippewa County CHIS	19190	CTH Q 105th Ave 102nd Ave	Structure	\$684,000.00	\$582,260.22
Town of Wheaton TRIS	19195	20th Ave 40th St 50th St	Pavement Replacement	\$280,227.50	\$196,159.25
Town of Woodmohr TRIS	19196	175th Ave CTH GG (Termini) 20th Ave (Termini)	Pavement Replacement	\$215,000.00	\$150,500.00
Chippewa County CHID	19226	CTH R STH 64 (Termini) STH 178 (Termini)	Reconditioning	\$1,490,000.00	\$203,676.79
City of Chippewa Falls MSILT	19233	Maynard St Grand Ave Front St (Termini)	Reconstruction	\$340,000.00	\$74,853.94
Town of Lake Holcombe TRI	19249	290th St 250th Ave (Termini) 260th Ave (Break)	Pavement Replacement	\$140,000.00	\$19,822.76
Town of Wheaton TRI	19358	34th St 60th Ave 62nd Ave (Termini)	Pavement Replacement	\$250,000.00	\$33,645.70



# Local Roads Improvement Program (LRIP)

## 2024 - 2025 LRIP Project County Report

Municipality Component	Project Number	On Route From Route To Route	Improvement Type	Total Project Cost	Approved Reimbursement Amount
		62nd Ave 34th St (Termini) 35th St (Termini)			
		35th St 62nd Ave (Termini) CTH N (Termini)			
<b>TOTAL for Chippewa County</b>				<b>\$7,149,562.39</b>	<b>\$2,205,652.22</b>
<b>Clark County</b>					
Town of Lynn TRI	18680	Badger Ave Maple Rd Sand Rd	Pavement Replacement	\$248,600.00	\$118,720.91
Town of Lynn TRID	18681	Badger Ave Sand Rd Maple Rd	Pavement Replacement	\$950,000.00	\$472,150.00
		Badger Ave Maple Rd Starr Rd			
Village of Curtiss MSILT	18898	Green St CTH E New St (Termini)	Pavement Replacement	\$24,000.00	\$12,000.00
Clark County CHID	18957	CTH G CTH O (Break) Oak Ridge Dr	Resurfacing	\$375,000.00	\$117,340.33
Town of Warner TRI	18986	Capital Rd CTH O Sidney Ave	Resurfacing	\$47,790.00	\$23,895.00
City of Colby MSIS	19031	East St Broadway St (Termini) Spence St (Termini)	Reconstruction	\$1,528,000.00	\$764,000.00
		Broadway St Main St East St (Termini)			
		Clark St Main St East St (Termini)			
		Graves St Main St East St (Termini)			
City of Greenwood MSIS	19036	Central Ave White St STH 73	Reconstruction	\$1,453,000.00	\$726,500.00
		Stafford St Schofield Ave (Termini) Stafford St (Break)			
		Central Ave Stafford St (Termini) White St			
Town of Colby TRIS	19098	Colonial Ave Dolf St (Termini) Oak Rd (2) (Termini)	Pavement Replacement	\$612,337.00	\$428,635.90

# Local Roads Improvement Program (LRIP)

## 2024 - 2025 LRIP Project County Report

Municipality Component	Project Number	On Route From Route To Route	Improvement Type	Total Project Cost	Approved Reimbursement Amount
Town of Unity TRI	19200	153 Rd Fairhaven Ave (Termini) Division Ave	Resurfacing	\$140,300.00	\$70,000.00
Clark County CHI	19209	CTH OO CTH O (Termini) STH 73 (Termini)	Resurfacing	\$466,140.00	\$161,480.34
Clark County CHIS	19210	CTH M Capital Rd CTH GG	Pavement Replacement	\$802,000.00	\$335,446.27
City of Abbotsford MSILT	19403	5th St Oak St Maple St E (Termini)	Reconstruction	\$986,800.00	\$37,713.54
Town of Warner TRI	19464	Owen Ave 153 Rd Lone Rd	Resurfacing	\$60,000.00	\$9,855.00
Town of Fremont TRI	19486	Timber Lane Rd CTH Y (Termini) Hi Line Ave	Reconditioning	\$94,200.00	\$47,100.00
		Pine Creek Rd Hi Line Ave Fairhaven Ave (Termini)			
		Fremont Rd Sandhill Ave Division Ave			
<b>TOTAL for Clark County</b>				<b>\$7,788,167.00</b>	<b>\$3,324,837.29</b>
<b>Columbia County</b>					
City of Wisconsin Dells MSILT	18466	Michigan Ave Bowman Rd Vine St	Reconstruction	\$193,284.00	\$14,681.44
City of Portage MSILT	18544	Woodcrest Dr E Slifer St (Termini) E Winnebago Ave (Termini)	Resurfacing	\$267,500.00	\$14,033.24
Village of Randolph MSID	18640	2nd St W Stroud St (Termini) Cambria Rd (Termini)	Reconstruction	\$1,640,000.00	\$400,000.00
Town of Lewiston TRI	18664	Bulgrin Rd STH 127 (Termini) Bulgrin Rd (Termini)	Resurfacing	\$84,600.00	\$14,260.82
Town of Courtland TRI	18719	Hollnagel Rd Davis Dr CTH A (Termini)	Pavement Replacement	\$74,400.00	\$14,260.82
Town of Marcellon TRI	18729	Kiefer Rd Turner Rd CTH EE (Termini)	Resurfacing	\$75,000.00	\$14,260.83
Town of Newport TRI	18731	New Haven Rd STH 16 (Termini) STH 127	Pavement Replacement	\$222,500.00	\$14,260.82
Town of Scott TRI	18732	Fenske Rd Kamrath Rd CTH EE (Termini)	Resurfacing	\$62,150.00	\$14,260.82

# Local Roads Improvement Program (LRIP)

## 2024 - 2025 LRIP Project County Report

Municipality Component	Project Number	On Route From Route To Route	Improvement Type	Total Project Cost	Approved Reimbursement Amount
Village of Doylestown MSILT	18733	Otsego Rd Fur Farm Rd Fischer Rd (Termini)	Resurfacing	\$34,000.00	\$17,000.00
City of Portage MSILT	19033	Boeck Rd STH 16 (Termini) Cemetery St (Termini)	Resurfacing	\$275,000.00	\$14,454.74
Village of Arlington MSILT	19065	Ellickson St CTH I (Termini) Commercial St	Reconstruction	\$570,000.00	\$5,000.00
Town of Wyocena TRI	19100	Wakayne Dr CTH P (Termini) Wakayne Dr (Termini)	Pavement Replacement	\$138,599.00	\$14,260.82
Town of West Point TRI	19116	Chrisler Rd Reynolds Rd (Termini) Van Ness Rd (Break)	Pavement Replacement	\$172,000.00	\$14,260.82
Town of Caledonia TRI	19165	Fox Glen Rd Rowley Rd (Termini) Cascade Mountain Rd (Termini)	Resurfacing	\$90,500.00	\$14,260.82
Town of Columbus TRI	19166	Wendt Rd Arnold Rd Sanderson Rd	Resurfacing	\$45,000.00	\$14,260.82
Town of Leeds TRI	19167	Kroncke Rd Harvey Rd Hall Rd (Break)	Resurfacing	\$49,000.00	\$14,260.82
Town of Otsego TRI	19176	Old F Rd King Rd (Break) Sampson Rd	Resurfacing	\$54,900.00	\$14,260.82
Town of Scott TRIS	19179	Fenske Rd CTH E (Break) Kamrath Rd	Resurfacing	\$209,100.00	\$146,370.00
Columbia County CHIS	19193	CTH DM USH 51 (Break) CTH K (Termini)	Pavement Replacement	\$1,112,860.00	\$500,000.00
Columbia County CHIS	19194	CTH A STH 60 STH 16	Pavement Replacement	\$987,457.00	\$424,389.00
Columbia County CHI	19201	CTH SS CTH P STH 33	Pavement Replacement	\$468,467.70	\$221,076.34
Village of Wyocena MSILT	19293	Polk St STH 22 Polk Rd (Termini)	Pavement Replacement	\$209,900.00	\$28,546.20
		Polk Rd Polk Rd (Termini) Polk Rd (Termini)			
<b>TOTAL for Columbia County</b>				<b>\$7,036,217.70</b>	<b>\$1,942,419.99</b>
<b>Crawford County</b>					
Town of Clayton TRI	18847	Skrede Rd McDaniel Rd (Termini) Skrede Rd (Termini)	Resurfacing	\$222,000.00	\$56,190.93

# Local Roads Improvement Program (LRIP)

## 2024 - 2025 LRIP Project County Report

Municipality Component	Project Number	On Route From Route To Route	Improvement Type	Total Project Cost	Approved Reimbursement Amount
Town of Freeman TRI	18848	Lawrence Hill Rd Old STH 35 (Termini) Lawrence Ridge Rd (Termini)	Pavement Replacement	\$281,200.00	\$56,190.93
Crawford County CHI	18858	CTH W STH 131 (Termini) Sunny Ridge Rd	Pavement Replacement	\$260,000.00	\$85,588.90
Village of Eastman MSILT	19432	Sheridan St STH 27 (Termini) Sheridan St (Termini)	Resurfacing	\$138,500.00	\$22,744.31
Village of Lynxville MSILT	19436	Bench St CTH E (Termini) STH 35 (Termini)	Resurfacing	\$33,000.00	\$15,250.00
<b>TOTAL for Crawford County</b>				<b>\$934,700.00</b>	<b>\$235,965.07</b>
<b>Dane County</b>					
Dane County CHID	18387	CTH A CTH G (1) (Break) STH 92 (Break)	Reconditioning	\$1,133,284.00	\$479,114.00
City of Sun Prairie MSIGT	18391	Vandenburg St North Pine St N Bird St (Termini)	Reconstruction	\$500,000.00	\$81,989.92
City of Sun Prairie MSIS	18413	Emerald Ter Davison Dr (Termini) Amber Trl	Reconstruction	\$1,317,000.00	\$658,500.00
		Emerald Ter Amber Trl Coral Dr			
Town of Dunn TRIS	18425	Schneider Dr Timber Lake Rd (Termini) USH 51 (Termini)	Pavement Replacement	\$1,164,123.32	\$930,867.89
		Dyreson Rd E Schneider Dr (Termini) CTH B			
Village of Dane MSILT	18432	Snyder Dr Traex Plaza (Termini) STH 113 (Termini)	Resurfacing	\$239,500.00	\$32,320.09
Town of Rutland TRI	18456	Lake Kegonsa Rd STH 138 CTH A (Break)	Pavement Replacement	\$287,562.32	\$17,208.57
Town of Perry TRI	18484	Perry Center Rd Kittleson Rd Lee Valley Rd (Termini)	Resurfacing	\$35,849.26	\$17,208.64
Village of Mazomanie MSILT	18496	Crescent St Brodhead St (Termini) State St	Reconstruction	\$310,401.00	\$32,320.09
		Crescent St Brodhead St (Termini) Cramer St			
Village of Blue Mounds MSILT	18508	South St CTH ID (Termini) Division St (Termini)	Reconstruction	\$284,000.00	\$32,320.09

# Local Roads Improvement Program (LRIP)

## 2024 - 2025 LRIP Project County Report

Municipality Component	Project Number	On Route From Route To Route	Improvement Type	Total Project Cost	Approved Reimbursement Amount
Village of Oregon MSILT	18510	Dewey St N Main St (Termini) Oak St (Termini)	Reconstruction	\$738,000.00	\$32,320.11
Village of Oregon MSIS	18511	Oak St Park St E Lincoln St	Reconstruction	\$1,341,000.00	\$670,500.00
Village of Black Earth MSILT	18519	Hillside Rd Center St (Termini) Thorson Dr (Termini)	Reconstruction	\$309,000.00	\$32,320.09
Town of Pleasant Springs TRI	18524	Schadel Rd N Star Rd (Termini) CTH BN	Pavement Replacement	\$505,392.12	\$17,208.64
		Skaalen Rd CTH B (Termini) Pleasant Hill Rd			
Town of Dunn TRI	18525	Audrey Ln Rons Rd (Termini) Audrey Ln (Termini)	Pavement Replacement	\$67,289.00	\$17,208.64
		Rons Rd Schneider Dr (Termini) Audrey Ln (Termini)			
		Greenridge Rd Schneider Dr (Termini) Greenridge Rd (Termini)			
Town of Middleton TRI	18531	Stone Wood Dr Airport Rd (Termini) Airport Rd (Termini)	Pavement Replacement	\$320,000.00	\$17,208.64
Town of Springdale TRID	18532	Town Hall Rd Ridgeview Rd CTH S (Termini)	Structure	\$665,000.00	\$330,505.00
Dane County CHI	18901	CTH N Progress Way (Break) CTH N (Termini)	Pavement Replacement	\$2,828,580.00	\$1,163,375.41
Dane County CHIS	18902	CTH P CTH PD (Termini) CTH S	Pavement Replacement	\$1,474,631.00	\$445,276.00
Village of Mount Horeb MSILT	18903	Blue Mounds St Parkway Dr STH 78 (Termini)	Reconstruction	\$427,000.00	\$32,320.09
Town of Vermont TRI	18905	Moe Rd Greenwald Rd (Termini) CTH JJ (Termini)	Resurfacing	\$225,000.00	\$17,208.64
Town of Westport TRIS	18943	Westport Rd Blue Bill Park Dr (Termini) Westport Rd (Termini)	Reconstruction	\$1,450,000.00	\$1,015,000.00
City of Madison MSIGT	18945	Evergreen Ave Center Ave Oakridge Ave (Termini)	Reconstruction	\$1,250,000.00	\$533,206.77

# Local Roads Improvement Program (LRIP)

## 2024 - 2025 LRIP Project County Report

Municipality Component	Project Number	On Route From Route To Route	Improvement Type	Total Project Cost	Approved Reimbursement Amount
		Center Ave Dunning St Hudson Ave			
		Willard Ave Evergreen Ave (Termini) Ohio Ave			
		Ohio Ave Center Ave Willard Ave			
Town of Springdale TRI	18946	Messerschmidt Dr Erb Rd CTH G (Termini)	Resurfacing	\$105,680.50	\$17,208.64
		Messerschmidt Dr Erb Rd STH 92 (Termini)			
City of Middleton MSIGT	18962	Spring Hill Dr Lynn St (Termini) Algonquin Dr	Resurfacing	\$169,157.00	\$46,074.09
Town of Cottage Grove TRI	18969	Gaston Rd Seminary Springs Rd (Termini) Buss Rd (Break)	Resurfacing	\$151,413.90	\$17,208.64
		Kristy Rd Gaston Rd (Termini) Kristy Rd (Termini)			
		Buss Rd Gaston Rd (Termini) Buss Rd (Termini)			
Village of Mcfarland MSILT	18987	Dale St Termini Lexington St (Termini)	Reconditioning	\$122,000.00	\$32,320.09
City of Stoughton MSILT	18988	Lincoln Ave CTH B (Termini) Kriedeman Dr	Pavement Replacement	\$373,508.00	\$32,320.10
City of Monona MSILT	18989	Winnequah Rd Bridge Rd Bartels St	Pavement Replacement	\$97,100.00	\$32,320.09
Town of Medina TRI	19004	Cherry Ln STH 19 Box Elder Rd (1) (Termini)	Resurfacing	\$89,500.00	\$17,208.64
		E Medina Rd Tower Line Rd Missouri Rd (Termini)			
Village of Mcfarland MSID	19016	Creamery Rd Milwaukee St Elvehjem Rd (Termini)	Reconstruction	\$2,740,000.00	\$400,000.00
Village of Waunakee MSILT	19018	Dover Dr Woodland Dr (Termini) Dover Ct	Pavement Replacement	\$584,700.00	\$32,320.11

# Local Roads Improvement Program (LRIP)

## 2024 - 2025 LRIP Project County Report

Municipality Component	Project Number	On Route From Route To Route	Improvement Type	Total Project Cost	Approved Reimbursement Amount
		Dover Dr Wimbleton Way Dover Ct			
Village of Waunakee MSIS	19019	Division St S Knightsbridge Rd STH 19 (Termini)	Pavement Replacement	\$566,200.00	\$283,100.00
Village of Shorewood Hills MSILT	19072	University Bay Dr Marshall Ct Highland Ave	Reconditioning	\$72,100.00	\$32,320.09
Town of Sun Prairie TRI	19289	Ridge Rd Connors Rd Zimmerman Rd	Pavement Replacement	\$181,800.00	\$17,208.64
Town of Verona TRI	19292	Shagbark Ct Hickory Ridge Rd (Termini) Shagbark Ct (Termini)	Reconstruction	\$84,761.00	\$17,208.64
Town of Vienna TRI	19305	Oak Ln Meek Rd (Termini) Patton Rd (Termini)	Pavement Replacement	\$223,550.00	\$17,208.64
City of Fitchburg MSIGT	19378	Longford Ter Yarmouth Greenway Dr Leopold Way (Termini)	Pavement Replacement	\$484,000.00	\$75,561.57
		Leopold Way Longford Ter (Termini) Post Rd (Termini)			
Town of Medina TRID	19410	Sherman Dr STH 73 Missouri Rd (Termini)	Reconditioning	\$529,900.00	\$253,557.15
Town of Westport TRI	19454	Willow Rd Liverpool St CTH M (Termini)	Reconstruction	\$260,000.00	\$17,208.64
<b>TOTAL for Dane County</b>				<b>\$23,707,982.42</b>	<b>\$7,945,861.09</b>
<b>Dodge County</b>					
Town of Clyman TRIS	18557	Bluff Rd CTH M (Termini) CTH J (Termini)	Reconditioning	\$432,800.00	\$302,960.00
Town of Beaver Dam TRI	18610	S Sunset Point Rd Sunset Bay Dr (Termini) Sunset Blvd Rd	Pavement Replacement	\$135,000.00	\$14,083.33
		S Sunset Point Rd Sunset Blvd Rd S Sunset Point Rd (Termini)			
Town of Rubicon TRI	18612	Lilac Rd Butler Rd (Termini) Woodland Rd (Termini)	Resurfacing	\$161,229.69	\$28,166.68
City of Waupun MSILT	18622	S West St W Lincoln St Visser Ave (Break)	Resurfacing	\$42,866.25	\$21,433.12
Town of Burnett TRI	18633	Fir Rd CTH E (Termini) Hemlock Rd	Resurfacing	\$127,000.00	\$14,083.33

# Local Roads Improvement Program (LRIP)

## 2024 - 2025 LRIP Project County Report

Municipality Component	Project Number	On Route From Route To Route	Improvement Type	Total Project Cost	Approved Reimbursement Amount
Town of Lomira TRI	18662	Butternut Rd CTH KK E Fondy Rd (Termini)	Pavement Replacement	\$145,327.53	\$14,083.33
Town of Theresa TRI	18687	West Bend Rd N N Pole Rd Lone Rd	Pavement Replacement	\$151,210.52	\$14,083.33
City of Beaver Dam MSILT	18693	Rowell St Madison St (Termini) S Center St (Termini)	Pavement Replacement	\$88,000.00	\$28,000.00
City of Horicon MSILT	18694	Juneau St Barstow St (Termini) W Lake St (1) (Termini)	Reconstruction	\$835,400.00	\$34,374.00
Dodge County CHI	18855	CTH FW CTH G CTH C (Termini)	Resurfacing	\$970,200.00	\$334,047.27
Village of Iron Ridge MSID	18913	N Main St S Main St (Termini) E Neda Rd (Termini)	Reconstruction	\$650,000.00	\$325,000.00
Town of Lebanon TRIS	18983	Highview Rd CTH O (Termini) Crawfish Rd	Resurfacing	\$244,600.00	\$171,220.00
Dodge County CHIS	19105	CTH P STH 60 (Break) STH 33 (Break)	Resurfacing	\$4,385,950.00	\$924,389.00
Town of Hustisford TRI	19119	Elmwood Rd Pike Rd CTH EE	Pavement Replacement	\$275,630.85	\$50,000.00
Village of Lomira MSILT	19123	Acorn Dr 3rd St (Termini) Richard St (Termini)	Pavement Replacement	\$78,000.00	\$28,000.00
City of Beaver Dam MSIS	19136	Madison St Curie St Chatham St	Reconstruction	\$1,745,000.00	\$872,500.00
City of Mayville MSILT	19139	Muzzy St Horicon St (Termini) Bridge St (Termini)	Reconstruction	\$325,963.00	\$28,000.00
Town of Lebanon TRI	19463	Upham Rd CTH MM (Termini) Lannon Rd	Resurfacing	\$110,500.00	\$17,278.56
Town of Hustisford TRI	19467	Level Valley Rd Level Valley Rd (Termini) E Hillcrest Rd	Pavement Replacement	\$525,452.45	\$17,278.55
<b>TOTAL for Dodge County</b>				<b>\$11,430,130.29</b>	<b>\$3,238,980.50</b>
<b>Door County</b>					
Town of Forestville TRIS	18659	County Line Rd STH 42 (Termini) Old Krueger Rd	Reconstruction	\$391,621.24	\$352,459.11
		Old Krueger Rd County Line Rd (Termini) CTH O (Termini)			



# Local Roads Improvement Program (LRIP)

## 2024 - 2025 LRIP Project County Report

Municipality Component	Project Number	On Route From Route To Route	Improvement Type	Total Project Cost	Approved Reimbursement Amount
Door County CHIS	18661	CTH I STH 42 (Termini) CTH T	Resurfacing	\$967,596.00	\$577,082.05
Town of Sevastopol TRI	18670	W Whitefish Bay Rd Mathey Rd N Country View Rd	Reconstruction	\$37,077.28	\$18,000.00
Town of Liberty Grove TRI	18715	Old Stage Rd STH 57 (Termini) Woodcrest Rd	Reconditioning	\$276,484.00	\$20,000.00
Door County CHI	18741	CTH ZZ Robin Ln Meadow Rd	Reconstruction	\$573,433.40	\$152,034.00
Village of Egg Harbor MSILT	18766	Harbor Heights Rd STH 42 (Termini) White Cliff Rd (Termini)	Resurfacing	\$95,000.00	\$12,000.00
Town of Nasewaupee TRID	18884	Sand Bay Rd Sand Bay Ln Wood Lane Rd (Termini)	Reconstruction	\$214,347.52	\$105,364.00
Town of Union TRI	18900	County Line Rd Sand Hill Rd County Line Rd (Termini)	Resurfacing	\$43,214.32	\$21,426.14
Town of Forestville TRI	19117	E Center Rd N Carnot Rd CTH S (Termini)	Resurfacing	\$180,000.00	\$18,000.00
City of Sturgeon Bay MSILT	19197	Delaware St N 6th Ave N 8th Ave	Pavement Replacement	\$141,616.00	\$33,731.58
City of Sturgeon Bay MSIS	19207	Memorial Dr S 9th Ave Utopia Cir	Pavement Replacement	\$442,122.66	\$221,061.33
Town of Nasewaupee TRI	19324	Park Dr Hainesville Rd Park Dr (Termini)	Reconstruction	\$229,000.00	\$14,000.00
Town of Sturgeon Bay TRI	19325	Blue Ridge Rd Ridge Rd (Termini) Blue Ridge Rd (Termini)	Reconstruction	\$70,500.00	\$21,426.14
Town of Brussels TRI	19413	School Rd CTH C Misere Rd	Pavement Replacement	\$44,335.70	\$16,000.00
<b>TOTAL for Door County</b>				<b>\$3,706,348.12</b>	<b>\$1,582,584.35</b>
<b>Douglas County</b>					
Town of Highland TRI	18408	Fire Tower Rd (1) E Beauregard Lake Rd (Termini) Fire Tower Rd (2)	Pavement Replacement	\$100,000.00	\$35,227.98
		Fire Tower Rd (1) Fire Tower Rd (2) Fire Tower Ct			
City of Superior MSIGT	18476	Billings Dr 28th St N White Birch Trl	Resurfacing	\$200,563.00	\$83,123.56

# Local Roads Improvement Program (LRIP)

## 2024 - 2025 LRIP Project County Report

Municipality Component	Project Number	On Route From Route To Route	Improvement Type	Total Project Cost	Approved Reimbursement Amount
		Billings Dr Windsor St 28th St N			
Douglas County CHI	18509	CTH UU STH 13 (Termini) CTH U (Termini)	Pavement Replacement	\$679,082.52	\$190,178.24
Douglas County CHIS	18552	CTH P CTH A (Termini) Hazel Prairie Rd	Pavement Replacement	\$764,603.49	\$395,060.97
Town of Wascott TRI	18600	Cranberry Lake Rd Apple Lake Rd (Termini) Bartlett Rd	Reconstruction	\$145,048.48	\$35,227.98
City of Superior MSID	18979	21st St N Hammond Ave Catlin Ave	Resurfacing	\$719,000.00	\$359,500.00
Town of Dairyland TRI	19048	Old 35 STH 35 (Termini) School Rd (Termini)	Pavement Replacement	\$83,000.00	\$35,227.97
Town of Solon Springs TRI	19061	Ferguson Rd Ramel Rd Leusman Rd	Reconstruction	\$110,000.00	\$35,227.97
Town of Summit TRI	19066	Milchesky Rd STH 35 (Termini) Rancon Rd	Resurfacing	\$71,000.00	\$35,227.97
Village of Superior MSILT	19068	Hughitt Ave Albright Rd (Termini) N 76th St (Break)	Reconditioning	\$79,480.00	\$11,956.12
Town of Gordon TRI	19109	Fairbanks Rd CTH Y (Termini) Crest View Ln (Termini)	Resurfacing	\$102,000.00	\$35,227.97
Douglas County CHID	19240	CTH B CTH D Turn Lane USH 53 to CTH B (2) (Break)	Pavement Replacement	\$1,100,000.00	\$250,000.00
		CTH B CTH P CTH D			
Village of Lake Nebagamon MSILT	19314	Larson Dr Railroad St (Termini) Railroad St (Termini)	Reconditioning	\$128,040.00	\$11,956.12
<b>TOTAL for Douglas County</b>				<b>\$4,281,817.49</b>	<b>\$1,513,142.85</b>
<b>Dunn County</b>					
Village of Elk Mound MSILT	18411	Mound Park Dr S Holly Ave (Termini) Independence Dr	Pavement Replacement	\$109,953.81	\$20,833.00
Town of Lucas TRIS	18697	238th St STH 29 (Termini) 640th Ave (Termini)	Reconditioning	\$990,000.00	\$693,000.00

# Local Roads Improvement Program (LRIP)

## 2024 - 2025 LRIP Project County Report

Municipality Component	Project Number	On Route From Route To Route	Improvement Type	Total Project Cost	Approved Reimbursement Amount
		640th Ave 238th St (Termini) 160th St			
Village of Ridgeland MSILT	18789	Fuller St Main St (Termini) Scranton St	Pavement Replacement	\$50,500.00	\$20,833.00
Town of Sand Creek TRI	18820	1390th Ave CTH I (Break) 10th St (Termini)	Pavement Replacement	\$105,500.00	\$15,524.77
Town of Sheridan TRI	18821	290th St CTH V (Termini) 1440th Ave	Pavement Replacement	\$120,480.00	\$15,524.77
Town of Sherman TRI	18822	380th St CTH J (Termini) 910th Ave	Pavement Replacement	\$100,000.00	\$15,524.77
Town of Tainter TRI	18823	630th St 910th Ave (Termini) 930th Ave (Break)	Pavement Replacement	\$59,461.15	\$15,524.77
Town of Weston TRI	18824	290th Ave CTH K (Termini) 290th St	Resurfacing	\$78,456.68	\$15,524.76
Town of Rock Creek TRI	18894	850th St 110th Ave STH 85 (Termini)	Pavement Replacement	\$100,000.00	\$15,524.77
Dunn County CHID	19108	CTH D STH 25 (Break) 816th Ave (1)	Pavement Replacement	\$435,000.00	\$161,198.86
		CTH G CTH BB (Termini) 540th St			
Dunn County CHIS	19121	CTH E 629th Ave STH 40 (Termini)	Pavement Replacement	\$950,000.00	\$460,826.69
Village of Colfax MSIS	19141	Balsam St Railroad Ave (Termini) Balsam St (Termini)	Reconstruction	\$330,300.00	\$165,150.00
Village of Boyceville MSILT	19234	Tiffany St Wilson St STH 79	Pavement Replacement	\$89,399.50	\$20,832.99
Town of Colfax TRI	19250	940th St CTH N (Termini) 940th St (Termini)	Pavement Replacement	\$183,763.68	\$15,524.77
Town of Eau Galle TRI	19251	130th Ave 190th St (Break) 230th St (Break)	Pavement Replacement	\$125,780.00	\$15,524.77
Town of New Haven TRI	19253	145th St CTH K (Termini) 1410th Ave	Resurfacing	\$66,495.01	\$15,524.77

# Local Roads Improvement Program (LRIP)

## 2024 - 2025 LRIP Project County Report

Municipality Component	Project Number	On Route From Route To Route	Improvement Type	Total Project Cost	Approved Reimbursement Amount
Town of Peru TRI	19254	160th Ave CTH O (Termini) 690th St (Termini)	Resurfacing	\$41,000.00	\$15,524.77
Dunn County CHI	19321	CTH N CTH M (Break) 850th Ave	Pavement Replacement	\$475,000.00	\$221,837.17
Town of Lucas TRI	19469	90th St CTH N (Termini) CTH Q (Termini)	Resurfacing	\$110,000.00	\$15,524.77
<b>TOTAL for Dunn County</b>				<b>\$4,521,089.83</b>	<b>\$1,935,284.17</b>
<b>Eau Claire County</b>					
Eau Claire County CHI	18516	CTH CC CTH TT (Termini) 33rd St	Pavement Replacement	\$1,143,497.98	\$326,515.85
Town of Union TRI	18637	Truax Ln (1) Connector STH 312 to USH 12 (Termini) Truax Ln (2) (Termini)	Resurfacing	\$94,200.00	\$35,607.63
		Truax Ln (2) Termini Truax Ln (1)			
Town of Brunswick TRID	18702	Rim Rock Rd STH 37 (Termini) Rim Rock Rd (Termini)	Reconstruction	\$769,617.86	\$382,500.08
		Sun Dance Pl Rim Rock Rd (Termini) Sun Dance Pl (Termini)			
		Deer Park Pl Rim Rock Rd (Termini) Deer Park Pl (Termini)			
Eau Claire County CHIS	18711	CTH U CTH U (Termini) CTH HH (Termini)	Pavement Replacement	\$1,357,000.00	\$678,277.75
Town of Pleasant Valley TRI	18825	Redwood Dr STH 93 (Break) Redwood Dr (Termini)	Pavement Replacement	\$63,109.66	\$31,554.83
Town of Wilson TRI	18826	Hamilton Falls Rd CTH MM 350th St (Termini)	Resurfacing	\$63,962.56	\$31,981.28
City of Altoona MSIS	19147	7th St W James Ave Bartlett Ave	Reconstruction	\$410,000.00	\$205,000.00
Town of Washington TRIS	19148	Balsam Rd CTH II (Termini) Maple Rd (Termini)	Reconditioning	\$630,245.00	\$441,171.50
Eau Claire County CHID	19160	CTH M CTH RR Lange Rd	Pavement Replacement	\$823,500.00	\$237,264.04

# Local Roads Improvement Program (LRIP)

## 2024 - 2025 LRIP Project County Report

Municipality Component	Project Number	On Route From Route To Route	Improvement Type	Total Project Cost	Approved Reimbursement Amount
Village of Fall Creek MSILT	19313	Miami Ave Lincoln Ave (Termini) N Wisconsin St (Termini)	Pavement Replacement	\$85,885.24	\$34,152.81
City of Eau Claire MSIGT	19485	Birch St Franklin St Bergen Ave	Pavement Replacement	\$482,870.67	\$176,803.54
<b>TOTAL for Eau Claire County</b>				<b>\$5,923,888.97</b>	<b>\$2,580,829.31</b>
<b>Florence County</b>					
Town of Aurora TRIS	18502	Fisher Lake Pkwy Lakeview Dr Pemenee Rd	Pavement Replacement	\$203,100.50	\$182,790.45
Town of Tipler TRID	18745	Dream Lake Rd STH 70 (Termini) Easement Rd	Pavement Replacement	\$102,000.00	\$50,694.00
Town of Long Lake TRIS	19112	Halsey Lake Rd Oak St (Termini) Grandma Lake Rd (Termini)	Resurfacing	\$999,857.99	\$761,026.00
Florence County CHIS	19159	CTH B CTH U (Termini) C West Rd	Resurfacing	\$567,908.00	\$216,516.76
Florence County CHI	19262	CTH B C West Rd CTH N (Termini)	Resurfacing	\$486,933.00	\$85,588.90
Town of Fence TRI	19389	Morgan Lake Rd Memory Ln (Termini) Rock Creek Rd	Resurfacing	\$93,000.00	\$32,636.31
<b>TOTAL for Florence County</b>				<b>\$2,452,799.49</b>	<b>\$1,329,252.42</b>
<b>Fond du Lac County</b>					
City of Ripon MSILT	18409	Saint Wenceslaus St STH 23 (Termini) Tiger Dr (2) (Termini)	Reconstruction	\$1,008,140.00	\$52,986.13
Fond Du Lac County CHI	18433	CTH W St Kilian Dr (Termini) Campbellsport Dr	Pavement Replacement	\$956,176.24	\$307,625.11
Fond Du Lac County CHIS	18540	CTH T Esterbrook Rd CTH C	Pavement Replacement	\$907,064.43	\$577,082.05
Town of Metomen TRIS	18873	Searle Rd Center Rd (Termini) CTH KK (Termini)	Pavement Replacement	\$450,000.00	\$315,000.00
Village of Campbellsport MSIS	18880	Ladwig St CTH V (Termini) S Elm St	Reconstruction	\$698,240.00	\$349,120.00
City of Ripon MSIS	18922	Houston St Scott St E Fond Du Lac St (Termini)	Reconstruction	\$1,278,370.00	\$639,185.00
Town of Calumet TRIS	18932	St Paul Rd Calmar Rd (Termini) CTH HHH (Termini)	Reconditioning	\$1,496,400.00	\$1,047,480.00

# Local Roads Improvement Program (LRIP)

## 2024 - 2025 LRIP Project County Report

Municipality Component	Project Number	On Route From Route To Route	Improvement Type	Total Project Cost	Approved Reimbursement Amount
City of Fond Du Lac MSIGT	19014	N Butler St W Division St (Termini) Russell St	Reconstruction	\$337,250.00	\$98,010.15
Town of Waupun TRI	19023	Amity Rd CTH M Brown Rd	Reconditioning	\$265,000.00	\$50,000.00
Town of Marshfield TRI	19288	Town Hall Rd CTH Q (Termini) Calmar Rd (Termini)	Pavement Replacement	\$166,502.00	\$35,000.00
Town of Taycheedah TRI	19295	Cody Rd Tower Rd Golf Course Dr (Termini)	Reconditioning	\$125,300.00	\$37,916.82
Town of Osceola TRI	19380	Kettle Moraine Ln Termini Kettle Morain Ln Private (1)	Resurfacing	\$82,000.00	\$35,000.00
		Nonn's Ct Termini Kettle Moraine Ln (Termini)			
<b>TOTAL for Fond du Lac County</b>				<b>\$7,770,442.67</b>	<b>\$3,544,405.26</b>
<b>Forest County</b>					
Town of Blackwell TRI	18614	Peshtigo River Rd Revolver Lake Rd Michigan Creek Rd	Resurfacing	\$120,000.00	\$48,880.95
Town of Nashville TRI	18616	Cyrstal Lake Rd Crystal Lake Rd (Termini) South Shore Dr (Termini)	Pavement Replacement	\$98,287.00	\$48,880.95
Town of Crandon TRI	18618	Old 8 Rd Tietz Ln Flowage Ln	Resurfacing	\$64,500.00	\$32,250.00
Forest County CHIS	19001	CTH S Wolf River Rd STH 32 (Termini)	Pavement Replacement	\$500,000.00	\$216,516.86
Forest County CHID	19110	CTH N STH 32 (Termini) CTH NN (Termini)	Pavement Replacement	\$400,000.00	\$170,411.29
Forest County CHI	19397	CTH P Johnson Rd STH 32 (Termini)	Pavement Replacement	\$173,000.00	\$85,588.90
<b>TOTAL for Forest County</b>				<b>\$1,355,787.00</b>	<b>\$602,528.95</b>
<b>Grant County</b>					
Village of Livingston MSILT	18613	Florence St Clifton St Park St (Break)	Reconstruction	\$200,800.00	\$12,174.59
Village of Cassville MSILT	18623	Denniston St STH 133 Front St (Termini)	Reconstruction	\$242,150.00	\$12,174.59
Village of Blue River MSILT	18626	Lake St Center St South St (Termini)	Reconstruction	\$101,750.00	\$12,174.59

# Local Roads Improvement Program (LRIP)

## 2024 - 2025 LRIP Project County Report

Municipality Component	Project Number	On Route From Route To Route	Improvement Type	Total Project Cost	Approved Reimbursement Amount
Village of Hazel Green MSILT	18632	Maple St Oak St (Termini) Elm St (Termini)	Reconstruction	\$219,775.00	\$12,174.59
Grant County CHIS	18852	CTH H Dry Hollow Rd (Termini) Elm St	Resurfacing	\$935,840.00	\$842,250.00
Village of Mount Hope MSILT	18854	4th St West St (Termini) CTH J	Pavement Replacement	\$77,000.00	\$12,174.63
Town of Jamestown TRI	18859	Mound Rd Fairplay Rd (Termini) CTH Z (Break)	Reconditioning	\$176,541.00	\$33,869.00
Town of Little Grant TRI	18860	South Ridge Rd Badger Rd (Termini) Wilson Hill Rd	Resurfacing	\$90,000.00	\$38,103.00
Town of North Lancaster TRI	18862	Rogers Rd Link Rd Roger Hollow Rd (Termini)	Resurfacing	\$90,000.00	\$38,103.00
Town of Millville TRI	18866	Millville Hollow Rd CTH C (Termini) Dark Hollow Rd	Resurfacing	\$96,000.00	\$40,643.00
Town of Cassville TRIS	18867	Camel Ridge Rd CTH Y (Termini) Camel Ridge Rd (Termini)	Reconditioning	\$497,500.00	\$348,250.00
Grant County CHI	19352	CTH JJ USH 18 (Termini) Taylor St	Pavement Replacement	\$825,500.00	\$192,469.99
		CTH JJ Whiteside St USH 18 (Termini)			
City of Boscobel MSILT	19360	Wisconsin Ave W Le Grand St STH 133	Reconstruction	\$220,000.00	\$12,174.59
City of Fennimore MSILT	19362	Grant St 5th St (Break) 4th St (Termini)	Reconstruction	\$151,000.00	\$12,174.59
Town of Marion TRI	19363	Tower Rd Stenner Hill Rd Pine Knob Rd	Reconditioning	\$132,000.00	\$55,885.00
Town of Paris TRI	19365	Rock Ln CTH HH (Termini) Rock Ln (Termini)	Resurfacing	\$58,000.00	\$24,555.85
Village of Dickeyville MSILT	19381	Orchard St USH 61 (Termini) North Ave (Termini)	Reconstruction	\$222,100.00	\$12,174.59
<b>TOTAL for Grant County</b>				<b>\$4,335,956.00</b>	<b>\$1,711,525.60</b>
<b>Green County</b>					
Town of Washington TRI	18465	Disch Rd Disch Rd (Termini) Hefty Rd (Termini)	Resurfacing	\$41,946.00	\$18,334.78

# Local Roads Improvement Program (LRIP)

## 2024 - 2025 LRIP Project County Report

Municipality Component	Project Number	On Route From Route To Route	Improvement Type	Total Project Cost	Approved Reimbursement Amount
Town of Brooklyn TRI	18467	Elmer Rd CTH E (Termini) Smith Rd	Pavement Replacement	\$173,990.00	\$18,334.77
Town of Jordan TRI	18515	Smock Valley Rd CTH M (Break) Ullom Rd	Resurfacing	\$109,172.00	\$18,334.77
Green County CHIS	18634	CTH EE CTH F (Termini) CTH E (Termini)	Resurfacing	\$763,857.00	\$445,276.76
Green County CHID	18635	CTH CC CTH C (Termini) CTH W	Pavement Replacement	\$959,380.00	\$479,113.69
Town of Mount Pleasant TRIS	18712	Purintun Rd CTH F (Termini) Schneeberger Rd	Pavement Replacement	\$599,000.00	\$419,300.00
Green County CHI	19087	CTH G CTH K State Line Rd (Termini)	Pavement Replacement	\$352,662.00	\$157,993.00
Town of New Glarus TRI	19158	Disch Rd Disch Rd (Termini) Farmers Grove Rd	Pavement Replacement	\$53,228.00	\$18,334.77
Town of Sylvester TRID	19283	Prien Rd CTH SS (Termini) Balls Mill Rd (Termini)	Pavement Replacement	\$326,000.00	\$162,022.00
Town of Cadiz TRID	19284	Allen Rd Melvin Rd Pilz Rd	Pavement Replacement	\$307,382.00	\$152,768.85
Town of Mount Pleasant TRI	19354	Oliver Rd Rechsteiner Rd CTH F (Termini)	Pavement Replacement	\$79,271.00	\$18,334.77
Town of Exeter TRI	19366	Exeter Crossing Rd CTH CC Panarama Rd	Pavement Replacement	\$131,083.00	\$18,334.77
Village of New Glarus MSILT	19420	8th Ave Railroad St (Termini) 1st St	Pavement Replacement	\$39,146.65	\$18,000.00
		7th Ave 1st St 2nd St			
Town of Clarno TRI	19422	Honey Creek Rd CTH B Figi Rd	Resurfacing	\$46,600.00	\$14,200.00
		Honey Creek Rd CTH B Figi Rd			
<b>TOTAL for Green County</b>				<b>\$3,982,717.65</b>	<b>\$1,958,682.93</b>
<b>Green Lake County</b>					
Village of Kingston MSIS	18419	Vine St STH 44 (Termini) Lake St (Termini)	Pavement Replacement	\$229,394.60	\$155,000.00



# Local Roads Improvement Program (LRIP)

## 2024 - 2025 LRIP Project County Report

Municipality Component	Project Number	On Route From Route To Route	Improvement Type	Total Project Cost	Approved Reimbursement Amount
		Lake St Vine St STH 44 (Termini)			
City of Berlin MSILT	18442	N Kossuth St Broadway St (Termini) Webster St	Pavement Replacement	\$28,925.12	\$10,789.02
Town of Saint Marie TRI	18736	County Line Rd CTH D (Termini) Black Creek Rd	Resurfacing	\$73,169.16	\$14,106.87
		Swamp Rd Old Green Lake Rd (Termini) CTH J (Termini)			
Town of Manchester TRI	18743	Inglehart Rd CTH GG (Termini) Kowald Rd (Termini)	Resurfacing	\$43,419.20	\$14,106.88
Town of Princeton TRI	18935	Oak Rd Wicks Lndg (Termini) Oak Rd (Termini)	Reconditioning	\$310,000.00	\$14,106.87
		Elm St Oak Rd (Termini) Fox River Dr (Termini)			
		Fox River Dr Oak Rd (Termini) Fox River Dr (Termini)			
Town of Princeton TRIS	18936	Old Green Lake Rd STH 23 (Break) Princeton Rd (Termini)	Pavement Replacement	\$1,200,000.00	\$840,000.00
Green Lake County CHI	18947	CTH GG CTH HH (Termini) CTH M (Termini)	Reconstruction	\$283,282.76	\$110,064.00
Green Lake County CHIS	18948	CTH H Puckaway Rd CTH B	Reconstruction	\$426,204.98	\$115,143.86
City of Markesan MSILT	18984	Summit St W Main St (Break) Bridge St (Termini)	Resurfacing	\$40,000.00	\$10,789.03
City of Markesan MSID	19005	Bridge St John St CTH O (Termini)	Reconditioning	\$709,850.00	\$354,925.00
Town of Mackford TRI	19181	Lake Maria Rd Union Rd Pleasant Dr	Resurfacing	\$59,460.07	\$14,106.88
Village of Kingston MSILT	19374	Park St STH 44 (Termini) Lake St (Termini)	Resurfacing	\$30,000.00	\$10,789.03
<b>TOTAL for Green Lake County</b>				<b>\$3,433,705.89</b>	<b>\$1,663,927.44</b>
<b>Iowa County</b>					
Town of Mineral Point TRID	18521	Suthers Rd Ferndale Rd (Termini) Ivey Rd (Termini)	Resurfacing	\$190,389.00	\$94,623.33

# Local Roads Improvement Program (LRIP)

## 2024 - 2025 LRIP Project County Report

Municipality Component	Project Number	On Route From Route To Route	Improvement Type	Total Project Cost	Approved Reimbursement Amount
Town of Pulaski TRI	18551	Old 80 Old CTH P (Termini) CTH P	Pavement Replacement	\$112,000.00	\$44,000.00
		Old 80 Lone Oak Rd N Prairie Rd (Termini)			
Village of Highland MSILT	18620	Isabell St Spring St Dodgeville St (Termini)	Reconstruction	\$467,600.00	\$14,898.37
Town of Linden TRIS	18663	Roaster Rd Cobb St (Termini) Buckett Rd	Reconstruction	\$1,017,500.00	\$712,250.00
City of Mineral Point MSILT	18667	South St S Vine St Commerce St (Termini)	Reconstruction	\$375,900.00	\$14,898.37
City of Dodgeville MSILT	18755	Polk St S Union St Polk St (Termini)	Reconstruction	\$249,000.00	\$14,899.87
Town of Arena TRI	18756	Coon Rock Rd Bennett Rd Demby Rd	Resurfacing	\$70,479.30	\$29,479.42
Town of Brigham TRI	18757	Mounds Park Rd Blue Mound State Park Rd (1) Ryan Rd	Reconditioning	\$102,679.56	\$42,305.60
		Mounds Park Rd Ryan Rd CTH K (Termini)			
Iowa County CHIS	18759	CTH J CTH A (Termini) Avenell Rd	Pavement Replacement	\$1,076,800.00	\$924,389.00
Iowa County CHI	19211	CTH CH USH 18 (Termini) County Farm Rd	Reconditioning	\$122,400.00	\$61,200.00
Iowa County CHI	19212	CTH HHH CTH H USH 18 (Termini)	Reconditioning	\$529,000.00	\$104,149.26
<b>TOTAL for Iowa County</b>				<b>\$4,313,747.86</b>	<b>\$2,057,093.22</b>
<b>Iron County</b>					
Iron County CHI	18390	CTH J Beaver Rd USH 51 (Termini)	Pavement Replacement	\$172,737.53	\$85,588.90
Town of Mercer TRI	18475	Roebels Park Rd Beaver Lodge Cir (Termini) Lake St (Termini)	Pavement Replacement	\$125,800.00	\$22,733.07
Iron County CHIS	18576	CTH H CTH J (Termini) Pine Forest Rd	Reconstruction	\$332,644.00	\$216,516.00
Town of Kimball TRI	18599	Center Dr Termini Crossover USH 2 (Break)	Resurfacing	\$56,000.00	\$22,733.07

# Local Roads Improvement Program (LRIP)

## 2024 - 2025 LRIP Project County Report

Municipality Component	Project Number	On Route From Route To Route	Improvement Type	Total Project Cost	Approved Reimbursement Amount
		Center Dr CTH D Maple Rd			
City of Hurley MSILT	19062	4th Ave S Silver St (Termini) Iron St	Pavement Replacement	\$39,600.00	\$10,196.68
Town of Carey TRI	19071	Gerry Rd Island Lake Rd (Termini) Chippewa Fire Ln (2) (Termini)	Resurfacing	\$50,000.00	\$22,733.07
Town of Knight TRI	19086	Severance St Jackson St (Termini) MacKinnon St	Pavement Replacement	\$50,000.00	\$22,733.07
		Severance St MacKinnon St Island Lake Rd			
<b>TOTAL for Iron County</b>				<b>\$826,781.53</b>	<b>\$403,233.86</b>
<b>Jackson County</b>					
Town of Adams TRI	18700	Roningen Rd CTH F (Termini) Roningen Rd (Termini)	Resurfacing	\$50,099.00	\$20,000.00
Town of Garfield TRI	18701	Requa Rd USH 10 (Termini) CTH G (Termini)	Pavement Replacement	\$46,070.00	\$23,035.00
City of Black River Falls MSILT	18704	5th St Pierce St Buchanan St	Pavement Replacement	\$21,351.94	\$10,452.87
Jackson County CHI	18891	CTH H CTH H (2) CTH X (Break)	Reconditioning	\$841,495.00	\$114,473.37
Town of Irving TRI	19145	Sunnyvale Rd STH 54 (Termini) Cut Off Rd	Resurfacing	\$43,050.00	\$21,525.00
Town of Garfield TRIS	19149	Sand Lane Rd N USH 10 (Termini) W Hillcrest Rd	Resurfacing	\$475,000.00	\$332,500.00
Jackson County CHID	19259	CTH N CTH H (1) STH 54 (Termini)	Reconditioning	\$310,800.00	\$83,182.53
Jackson County CHIS	19260	CTH N CTH H (1) Vinger Rd	Reconditioning	\$378,609.00	\$237,797.77
Town of North Bend TRI	19327	Hall Rd CTH VV (Termini) Stuhr Rd (Termini)	Resurfacing	\$96,718.00	\$48,359.00
Village of Melrose MSILT	19406	W Bristol St 3rd St W Indies Rd (Termini)	Pavement Replacement	\$83,892.00	\$10,452.87
Town of Albion TRI	19496	Petes Rd CTH P (Termini) CTH P (Termini)	Reconditioning	\$38,000.00	\$17,500.00

# Local Roads Improvement Program (LRIP)

## 2024 - 2025 LRIP Project County Report

Municipality Component	Project Number	On Route From Route To Route	Improvement Type	Total Project Cost	Approved Reimbursement Amount
TOTAL for Jackson County				\$2,385,084.94	\$919,278.41
<b>Jefferson County</b>					
Village of Palmyra MSILT	18424	Eighth St Fourth St (Termini) Main St (Termini)	Resurfacing	\$13,943.38	\$6,971.69
Village of Johnson Creek MSILT	18427	Linmar Ln Old 26 Rd (Termini) STH 26 (Break)	Resurfacing	\$40,000.00	\$18,771.34
Town of Koshkonong TRI	18527	Oxbow Bend (1) Oxbow Bend (2) (Termini) Oxbow Bend (1) (Termini)	Resurfacing	\$19,944.22	\$9,972.11
		Oxbow Bend (2) Oxbow Bend (1) Oxbow Bend (2) (Termini)			
Town of Concord TRI	18533	Pioneer Rd USH 18 (Termini) Elder Dr (Termini)	Resurfacing	\$27,496.56	\$13,748.28
		Pioneer Dr Elder Dr (Termini) Rocky Ln			
Jefferson County CHI	18917	CTH D CTH B USH 18	Reconditioning	\$656,750.00	\$234,242.16
Jefferson County CHID	18918	CTH D CTH E (Termini) CTH B	Reconditioning	\$870,000.00	\$239,557.00
Jefferson County CHIS	18919	CTH D USH 18 STH 59 (Termini)	Reconditioning	\$2,013,500.00	\$684,833.00
Town of Ixonia TRIS	18993	Marietta Ave CTH F River Valley Rd (Termini)	Reconditioning	\$625,000.00	\$437,500.00
Town of Palmyra TRI	19012	Tamarack Rd Eighth St (Termini) Young Rd (Termini)	Resurfacing	\$110,000.00	\$31,145.50
City of Watertown MSIGT	19050	Meadowbrook Dr Beacon Dr N Fourth St (Termini)	Resurfacing	\$232,947.27	\$58,881.56
Town of Waterloo TRI	19073	Jungle Ln Airport Rd (Termini) Jungle Ln (Termini)	Reconditioning	\$65,000.00	\$31,145.50
City of Lake Mills MSID	19265	Harvey Rd Harvey Rd (Termini) CTH B (Termini)	Reconstruction	\$1,073,000.00	\$400,000.00
Town of Aztalan TRIS	19266	Harvey Rd Honeysuckle Ln (Termini) Mansfield Rd	Reconstruction	\$1,073,000.00	\$751,100.00
City of Fort Atkinson MSILT	19364	Memorial Dr (2) E Sherman Ave (Termini) Florence St (Termini)	Reconditioning	\$250,000.00	\$70,145.54

# Local Roads Improvement Program (LRIP)

## 2024 - 2025 LRIP Project County Report

Municipality Component	Project Number	On Route From Route To Route	Improvement Type	Total Project Cost	Approved Reimbursement Amount
<b>TOTAL for Jefferson County</b>				<b>\$7,070,581.43</b>	<b>\$2,988,013.68</b>
<b>Juneau County</b>					
Town of Fountain TRI	18444	Bell Rd (1) CTH H (Termini) Bell Rd (2)	Resurfacing	\$45,707.52	\$21,551.29
		Bell Rd (1) Bell Rd (2) Schucht Ln			
Town of Necedah TRI	18453	27th St 11th Ave S STH 80 (Termini)	Resurfacing	\$52,205.90	\$21,551.29
Town of Germantown TRI	18479	Lucey Ln 19th Ave (Termini) Lucey Ln (Termini)	Resurfacing	\$27,655.38	\$13,827.69
		Ruth Ct Lucey Ln (Termini) Ruth Ct (Termini)			
Town of Cutler TRI	18564	22nd St W CTH H 4th Ave S	Resurfacing	\$52,142.46	\$21,551.29
Village of Necedah MSILT	18585	22nd St E STH 21 (Termini) Shrine Rd (Termini)	Resurfacing	\$49,600.00	\$24,800.00
Town of Lisbon TRI	18991	10th Ave Frontage Rd (Termini) 10th Ave (Termini)	Reconditioning	\$55,650.00	\$21,551.29
Village of Necedah MSILT	19059	Farnam Dr Harvey St (Termini) 12th Ave (1) (Termini)	Resurfacing	\$25,000.00	\$12,294.07
Town of Plymouth TRIS	19272	Brockman Rd CTH O (Termini) Welch Rd (Termini)	Reconstruction	\$335,000.00	\$234,500.00
Town of Plymouth TRI	19311	Powers Rd STH 80 (Termini) Cleaver Rd (Termini)	Reconstruction	\$44,510.00	\$21,551.29
Juneau County CHI	19394	CTH G Cheese Factory Rd CTH O	Pavement Replacement	\$350,000.00	\$125,241.53
Town of Kildare TRI	19437	24th Ave 54th St (Termini) 55th St	Pavement Replacement	\$59,000.00	\$21,551.32
Town of Orange TRI	19438	Camp Hill Rd Orange Mill Rd Schucht Rd	Reconditioning	\$60,000.00	\$21,551.29
<b>TOTAL for Juneau County</b>				<b>\$1,156,471.26</b>	<b>\$561,522.35</b>
<b>Kenosha County</b>					
City of Kenosha MSIGT	18678	8th Ave 49th St 51st Pl	Resurfacing	\$705,000.00	\$199,411.20

# Local Roads Improvement Program (LRIP)

## 2024 - 2025 LRIP Project County Report

Municipality Component	Project Number	On Route From Route To Route	Improvement Type	Total Project Cost	Approved Reimbursement Amount
Village of Paddock Lake MSILT	18740	248th Ct Termini 248th Ct (Termini)	Reconditioning	\$2,267,000.00	\$20,291.89
Village of Salem Lakes MSILT	18952	294th Ave CTH AH (Termini) CTH B (Termini)	Pavement Replacement	\$683,215.00	\$20,291.89
Village of Twin Lakes MSILT	19137	Willow Rd Lakeshore Way (Termini) Park Ln (Break)	Pavement Replacement	\$48,000.00	\$20,291.89
Kenosha County CHIS	19155	CTH L Green Bay Rd (Break) 30th Ave (Termini)	Reconditioning	\$1,428,536.38	\$971,470.24
Kenosha County CHID	19156	CTH B CTH F STH 50 (Break)	Resurfacing	\$836,013.44	\$339,823.85
Village of Bristol MSILT	19304	82nd St Termini 206th Ave	Resurfacing	\$463,610.00	\$20,291.89
Kenosha County CHI	19326	CTH K STH 75 USH 45	Resurfacing	\$1,200,000.00	\$5,000.00
Village of Pleasant Prairie MSIGT	19334	11th Ave 115th St (Termini) 111th St (Break)	Reconstruction	\$122,618.52	\$61,309.26
		10th Ave 114th St (1) (Termini) 111th St (Termini)			
		9th Ave 114th St (1) (Termini) 10th Ave (Termini)			
		114th St (1) 8th Ave (Break) 11th Ave (Break)			
		111th St STH 32 (Break) 8th Ave (Termini)			
Kenosha County CHI	19402	CTH K STH 75 USH 45	Resurfacing	\$765,000.00	\$368,713.53
<b>TOTAL for Kenosha County</b>				<b>\$8,518,993.34</b>	<b>\$2,026,895.64</b>
<b>Kewaunee County</b>					
Town of Montpelier TRI	18472	Hill Rd Jahnke Rd CTH AB	Pavement Replacement	\$110,019.52	\$16,619.07
Village of Casco MSILT	18491	Burke Ave STH 54 (Termini) Burke Ave (Termini)	Resurfacing	\$31,986.75	\$14,383.51
		Hyland Ave Maryknoll Ave Hyland Ave (Termini)			

# Local Roads Improvement Program (LRIP)

## 2024 - 2025 LRIP Project County Report

Municipality Component	Project Number	On Route From Route To Route	Improvement Type	Total Project Cost	Approved Reimbursement Amount
Town of Ahnapee TRI	18554	Wilson Rd E Walnut Rd (Termini) Wolf River Dr (Termini)	Pavement Replacement	\$43,110.00	\$16,619.07
City of Kewaunee MSILT	18985	Lincoln St Termini 5th St	Pavement Replacement	\$47,250.00	\$14,383.51
City of Kewaunee MSIS	19003	Main St Kilbourn St Center St (Termini)	Reconstruction	\$635,540.00	\$317,770.00
		Center St Main St (Termini) STH 42			
Town of Lincoln TRI	19015	Apple Rd Pheasant Rd (Termini) CTH S	Resurfacing	\$66,401.00	\$16,619.07
Town of Red River TRI	19043	Rocky Rd County Line Rd (Termini) Vandertie Rd	Resurfacing	\$53,000.00	\$16,619.07
Town of Pierce TRI	19047	Longfellow Rd 10th Rd CTH K (Termini)	Reconditioning	\$110,493.00	\$16,619.07
Kewaunee County CHIS	19082	CTH AB STH 54 Northbrook Dr	Resurfacing	\$645,000.00	\$577,082.05
Kewaunee County CHI	19395	CTH D CTH S CTH X (Termini)	Resurfacing	\$220,000.00	\$109,707.85
<b>TOTAL for Kewaunee County</b>				<b>\$1,962,800.27</b>	<b>\$1,116,422.27</b>
<b>La Crosse County</b>					
La Crosse County CHI	18929	CTH NN CTH M (Termini) STH 162 (Termini)	Reconditioning	\$675,000.00	\$303,042.51
Town of Shelby TRID	19051	Old Town Hall Rd Old Town Hall Rd (Termini) E Helke Rd	Pavement Replacement	\$355,000.00	\$176,435.00
Town of Farmington TRI	19092	M Olson Rd STH 108 (Termini) M Olson Rd (Termini)	Structure	\$157,000.00	\$68,741.17
Town of Onalaska TRIS	19106	Schilling Rd CTH SN (Termini) Schilling Rd (Termini)	Reconditioning	\$427,350.00	\$299,145.00
La Crosse County CHID	19242	CTH JB STH 33 (Termini) STH 162 (Termini)	Resurfacing	\$550,000.00	\$275,000.00
La Crosse County CHIS	19243	CTH T CTH EE STH 162 (Termini)	Reconditioning	\$1,000,000.00	\$900,000.00
Village of West Salem MSILT	19308	Heritage Ln CTH MW (Termini) STH 16 (Break)	Pavement Replacement	\$104,325.98	\$49,858.54

# Local Roads Improvement Program (LRIP)

## 2024 - 2025 LRIP Project County Report

Municipality Component	Project Number	On Route From Route To Route	Improvement Type	Total Project Cost	Approved Reimbursement Amount
		Youlon St Garland St Park St			
City of La Crosse MSIGT	19372	Vine St 14th St 16th St (Break)	Pavement Replacement	\$764,000.00	\$111,550.18
<b>TOTAL for La Crosse County</b>				<b>\$4,032,675.98</b>	<b>\$2,183,772.40</b>
<b>Lafayette County</b>					
Town of Belmont TRIS	18607	Jericho Rd Ranch Dr USH 151 (Termini)	Reconditioning	\$580,460.00	\$406,322.00
Town of Belmont TRI	18608	Jericho Rd Jones Branch Rd Cottage Inn Rd	Structure	\$60,000.00	\$25,000.00
City of Darlington MSILT	18666	W Mary St STH 23 E Mary St (Termini)	Reconstruction	\$576,675.00	\$12,915.55
		E Mary St W Mary St (Termini) Keep St			
Town of Gratiot TRI	18690	White Ln White School Rd (Termini) White Ln (Termini)	Reconditioning	\$56,563.97	\$22,000.00
Town of Fayette TRI	18695	Ronnerud Rd CTH F (Termini) Ronnerud Rd (Termini)	Resurfacing	\$36,800.00	\$12,938.19
Lafayette County CHIS	18931	CTH K STH 23 CTH E (Termini)	Resurfacing	\$611,000.00	\$445,276.00
Lafayette County CHID	18944	CTH K W Riverside Rd Red Rock Rd	Resurfacing	\$997,500.00	\$479,114.00
Town of Shullsburg TRI	19126	Silverthorn Rd B & & & & & C Rd Morrissey Rd	Structure	\$61,000.00	\$30,000.00
Lafayette County CHI	19180	CTH O STH 81 CTH F (Break)	Resurfacing	\$252,000.00	\$120,887.78
Village of Blanchardville MSILT	19297	Maple St Railroad St (Termini) Water St W (Termini)	Pavement Replacement	\$385,000.00	\$12,915.56
Town of Darlington TRI	19329	Slough Ln Red Rock Rd (Termini) Slough Ln (Termini)	Reconditioning	\$29,564.51	\$14,782.25
Town of Willow Springs TRI	19330	Olson Ln STH 23 (Termini) Olson Ln (Termini)	Reconditioning	\$30,600.00	\$15,000.00
<b>TOTAL for Lafayette County</b>				<b>\$3,677,163.48</b>	<b>\$1,597,151.33</b>
<b>Langlade County</b>					



# Local Roads Improvement Program (LRIP)

## 2024 - 2025 LRIP Project County Report

Municipality Component	Project Number	On Route From Route To Route	Improvement Type	Total Project Cost	Approved Reimbursement Amount
Town of Evergreen TRI	18492	Elton South Rd Henderson Rd Harmon Rd (Termini)	Pavement Replacement	\$96,015.00	\$14,453.55
Town of Wolf River TRI	18493	Wood St Buettener Rd Wood St (Termini)	Resurfacing	\$47,000.00	\$14,453.55
Village of White Lake MSILT	18535	Mytas Rd Church St (Termini) Mytas Rd (Termini)	Resurfacing	\$51,677.51	\$25,838.75
		Marathon Dr Lakeside St (Termini) N Lake Ln			
Town of Norwood TRI	18597	Hutchwood Rd Hutchwood Rd (Termini) Hillview Rd (Termini)	Resurfacing	\$113,827.61	\$14,453.55
Town of Rolling TRIS	18857	Sugar Bush Rd STH 47 CTH D (Termini)	Pavement Replacement	\$163,230.00	\$146,907.00
Langlade County CHIS	18869	CTH G USH 45 (Termini) CTH X	Reconditioning	\$459,652.00	\$216,516.76
Town of Ainsworth TRI	18870	Riverside Rd (1) CTH T (Termini) Riverside Rd (1) (Termini)	Resurfacing	\$50,000.00	\$14,453.57
		Riverside Rd (2) Riverside Rd (1) Goose Island Rd			
Town of Antigo TRI	19103	Star Neva Rd Cherry Rd (Termini) CTH I (Termini)	Reconditioning	\$60,000.00	\$14,453.55
Langlade County CHID	19115	CTH F 5th Ave (Termini) CTH AA	Pavement Replacement	\$346,700.00	\$170,411.28
		CTH F CTH AA N Stoney Rd			
Langlade County CHI	19280	CTH A CTH TT STH 55	Reconditioning	\$280,000.00	\$125,231.29
Town of Neva TRID	19281	Chillie Rd CTH A CTH B	Pavement Replacement	\$164,000.00	\$81,508.00
Town of Polar TRI	19367	Wildwood Ln Crestwood Rd (Termini) Wildwood Ln (Termini)	Resurfacing	\$65,921.56	\$14,453.55
Town of Elcho TRI	19368	Indian Hill Dr Enterprise Lake Rd (Termini) Outlet Dr	Reconditioning	\$280,000.00	\$14,453.55

# Local Roads Improvement Program (LRIP)

## 2024 - 2025 LRIP Project County Report

Municipality Component	Project Number	On Route From Route To Route	Improvement Type	Total Project Cost	Approved Reimbursement Amount
Town of Vilas TRI	19442	Wetzel Ln Termini CTH H (Termini)	Resurfacing	\$30,200.00	\$14,453.55
<b>TOTAL for Langlade County</b>				<b>\$2,208,223.68</b>	<b>\$882,041.50</b>
<b>Lincoln County</b>					
Town of Scott TRIS	18679	TN RD 47 Ramp USH 51 to CTH Q (1) (Termini) Brandenburg Ave (Termini)	Reconditioning	\$300,000.00	\$210,000.00
		Brandenburg Ave TN RD 47 Brandenburg Ave (Termini)			
		Brandenburg Ave Brandenburg Ave (Termini) TN RD 47			
Lincoln County CHI	18713	CTH K USH 51 (Termini) Larson Lake Rd	Reconditioning	\$600,000.00	\$140,374.56
Town of Russell TRI	18714	Bradley St CTH J (Termini) 1st Ave	Resurfacing	\$53,420.00	\$16,434.51
Town of Scott TRI	18754	Joe Snow Rd Quarter Rd Fairview Rd	Resurfacing	\$36,000.00	\$16,434.51
Town of Skanawan TRI	18853	Grundy Rd Grundy Rd (Termini) Stevens Rd	Reconditioning	\$46,500.00	\$16,434.48
Town of Pine River TRI	19161	Maple Rd STH 64 (Termini) French Ridge Rd	Reconditioning	\$119,733.00	\$16,434.51
Town of King TRI	19162	Callahan Rd CTH A (Termini) Callahan Rd (Termini)	Reconditioning	\$54,000.00	\$16,434.51
Town of Schley TRI	19191	Schielke Rd CTH C Sharptail Dr	Reconditioning	\$32,830.40	\$16,415.20
Town of Corning TRI	19214	Joe Snow Rd STH 64 Farming Dale Rd	Reconditioning	\$153,300.00	\$16,434.51
City of Tomahawk MSILT	19312	Bradley Farm Rd E Acres Dr School Rd	Pavement Replacement	\$175,000.00	\$42,471.26
		Bradley Farm Rd School Rd Kings Rd			
		Bradley Farm Rd STH 86 (Termini) E Acres Dr			

# Local Roads Improvement Program (LRIP)

## 2024 - 2025 LRIP Project County Report

Municipality Component	Project Number	On Route From Route To Route	Improvement Type	Total Project Cost	Approved Reimbursement Amount
Lincoln County CHIS	19331	CTH A USH 8 (Termini) County Trunk Highway A (Break)	Reconditioning	\$840,000.00	\$216,516.76
<b>TOTAL for Lincoln County</b>				<b>\$2,410,783.40</b>	<b>\$724,384.81</b>
<b>Manitowoc County</b>					
Village of Valders MSILT	18439	Kennedy St N Adams St (Termini) Schuler St (Termini)	Pavement Replacement	\$28,160.77	\$10,666.44
Town of Eaton TRIS	18499	Niles Rd USH 151 (Termini) Baer Rd	Reconditioning	\$978,200.00	\$684,740.00
Manitowoc County CHIS	18549	CTH NN CTH Z (Termini) CTH K (Termini)	Reconditioning	\$706,208.98	\$577,082.05
Manitowoc County CHI	18567	CTH Z CTH NN (Termini) Redwood St	Pavement Replacement	\$350,913.52	\$175,456.72
Manitowoc County CHI	18568	CTH CL CTH LS (Termini) S 26th St	Pavement Replacement	\$218,784.15	\$59,348.03
City of Two Rivers MSILT	18584	19th St Jefferson St E River St (Break)	Pavement Replacement	\$530,000.00	\$21,332.86
		E River St Termini (Break) 19th St			
Town of Centerville TRI	18591	S Union Rd Point Creek Rd CTH X	Pavement Replacement	\$168,029.76	\$32,069.23
Town of Kossuth TRI	18592	Bluebird Ln CTH V (Termini) Bluebird Ln (Termini)	Pavement Replacement	\$134,840.00	\$32,069.24
Village of Francis Creek MSID	18593	Lilac Ave CTH V Laurel Dr (Termini)	Reconstruction	\$317,951.00	\$51,190.11
		Laurel Dr CTH R (Termini) Cherry Ave (Termini)			
Town of Centerville TRIS	19039	Westview Rd CTH F (Termini) CTH X	Pavement Replacement	\$625,000.00	\$437,500.00
Town of Cato TRI	19053	Clark Mills Rd CTH J (Termini) Leist Rd	Pavement Replacement	\$143,765.00	\$32,069.23
Town of Cooperstown TRI	19096	Hidden Valley Rd Rosecrans Rd Chvala Rd	Resurfacing	\$147,296.00	\$32,069.24
		Hidden Valley Rd Chvala Rd Marshek Rd			

# Local Roads Improvement Program (LRIP)

## 2024 - 2025 LRIP Project County Report

Municipality Component	Project Number	On Route From Route To Route	Improvement Type	Total Project Cost	Approved Reimbursement Amount
Village of Saint Nazianz MSILT	19290	E Birch St CTH A (Termini) S 6th Ave	Pavement Replacement	\$215,000.00	\$10,666.44
Town of Manitowoc Rapids TRI	19346	S Park View Rd Custer St (Termini) Middle Rd (Termini)	Resurfacing	\$225,000.00	\$32,069.24
Village of Whitelaw MSILT	19382	Hoover St Kohler St S Hickory St	Pavement Replacement	\$24,000.00	\$10,666.44
City of Manitowoc MSIGT	19474	Viebahn St S 10th St Lakeside Blvd (Termini)	Reconstruction	\$1,385,000.00	\$84,059.59
<b>TOTAL for Manitowoc County</b>				<b>\$6,198,149.18</b>	<b>\$2,283,054.86</b>
<b>Marathon County</b>					
City of Wausau MSIGT	18385	Eau Claire Blvd STH B51 (Termini) Eau Claire Blvd (Termini)	Reconstruction	\$1,600,000.00	\$103,948.37
Town of Wausau TRID	18402	Mercedes Rd Cloverbelt Rd (Termini) Colonial Rd (Termini)	Pavement Replacement	\$530,000.00	\$263,410.00
Town of Hull TRI	18410	Huckleberry Rd Community Dr (Termini) Silver Maple Ln	Pavement Replacement	\$64,913.20	\$30,460.73
Village of Athens MSILT	18523	Schlegel St Elm St Kreutzer St (Termini)	Reconstruction	\$161,093.00	\$26,207.92
		Elm St Wells St Pine St			
Village of Rothschild MSILT	18541	Summit Ave Alderson St (Termini) Wall St (Termini)	Reconditioning	\$375,081.56	\$26,207.92
Village of Spencer MSILT	18606	S Park St STH 98 (Termini) E Willow Dr	Reconstruction	\$1,394,450.00	\$26,207.93
Town of Norrie TRI	18619	Frederick Dr CTH D (Termini) Mayflower Ln (Termini)	Pavement Replacement	\$77,377.76	\$30,460.73
Town of Reid TRI	18643	Kristof Rd Tryba Rd Page Rd	Pavement Replacement	\$205,669.20	\$30,460.73
Town of Texas TRIS	18716	Green Valley Rd CTH WW (Termini) Buffalo Ridge Rd	Reconstruction	\$325,000.00	\$227,500.00
Town of Bergen TRI	18872	Moon Rd Dam Rd CTH O (Break)	Pavement Replacement	\$122,435.44	\$30,460.73
Town of Franzen TRI	18883	Comet Rd STH 49 Comet Rd (Termini)	Reconditioning	\$120,000.00	\$30,460.73

# Local Roads Improvement Program (LRIP)

## 2024 - 2025 LRIP Project County Report

Municipality Component	Project Number	On Route From Route To Route	Improvement Type	Total Project Cost	Approved Reimbursement Amount
Town of Weston TRI	18906	Gusman Rd CTH J Gavitt St (Termini)	Pavement Replacement	\$107,000.00	\$30,460.73
Village of Weston MSIS	18992	Schofield Ave Normandy St (Termini) Birch St	Pavement Replacement	\$5,304,780.00	\$2,652,390.00
Village of Rothschild MSID	19000	Military Rd Volkman St Evelyn St	Reconstruction	\$1,522,100.00	\$400,000.00
Village of Elderon MSILT	19025	Sherry Line Dr STH 153 Sherry Line Dr (Termini)	Pavement Replacement	\$64,590.05	\$26,207.92
		Matteson St STH 153 (Termini) Matteson St (Termini)			
		Fertillia Dr STH 153 (Termini) Gunderson St (Termini)			
		Gunderson St Fertillia Dr (Termini) Waverly Ln			
Village of Weston MSILT	19026	Shorey Ave CTH X Heeren St	Pavement Replacement	\$300,000.00	\$26,207.92
Town of Marathon TRI	19029	Creekside Rd CTH NN (Termini) South Rd (Termini)	Pavement Replacement	\$67,505.00	\$30,460.73
Village of Stratford MSILT	19045	Larch St Legion St Monument Ave (Termini)	Resurfacing	\$119,925.00	\$26,207.92
Marathon County CHIS	19074	CTH N Laurel Rd Ramp CTH N to USH 51 (2)	Pavement Replacement	\$1,200,000.00	\$912,011.31
		CTH R CTH N (Termini) CTH NN			
		CTH R CTH NN Sherman St			
		CTH R CTH NN Sherman St			
Marathon County CHID	19076	CTH U STH 107 (Break) CTH O	Reconditioning	\$678,500.00	\$291,784.83
Marathon County CHI	19080	CTH NN 4th St (Termini) Thornapple Rd	Reconditioning	\$900,000.00	\$445,380.60

# Local Roads Improvement Program (LRIP)

## 2024 - 2025 LRIP Project County Report

Municipality Component	Project Number	On Route From Route To Route	Improvement Type	Total Project Cost	Approved Reimbursement Amount
		CTH NN Thornapple Rd Whippoorwill Rd			
		CTH NN Whippoorwill Rd Ramp USH 51 to CTH NN (2)			
Town of Ringle TRI	19307	Poplar Ln Duncan Rd Lance's Cir	Resurfacing	\$198,400.00	\$30,460.73
Town of Wausau TRI	19373	Colonial Rd CTH N (Termini) Mercedes Rd	Pavement Replacement	\$154,657.78	\$30,460.75
Village of Fenwood MSILT	19376	Fir St CTH M Beech St (Termini)	Resurfacing	\$50,904.00	\$25,452.00
		Beech St Fir St Leroy St (Termini)			
		Leroy St CTH M Leroy St (Termini)			
		Cameron St CTH M (Termini) Cameron St (Termini)			
		Tudor St CTH M (Termini) Beech St (Termini)			
<b>TOTAL for Marathon County</b>				<b>\$15,644,381.99</b>	<b>\$5,753,271.23</b>
<b>Marinette County</b>					
Town of Dunbar TRI	18395	Lindquist Lake Rd (2) Nash St USH 8 (Termini)	Pavement Replacement	\$126,380.00	\$28,446.68
Marinette County CHI	18403	CTH G Miles Rd STH 180 (Termini)	Pavement Replacement	\$610,700.00	\$184,885.61
Village of Wausaukee MSILT	18407	Van Buren Ave 1st St Church St	Pavement Replacement	\$46,195.00	\$15,614.18
		Marinette Ave 1st St (Termini) Church St			
Town of Pound TRIS	18477	N 9th Rd CTH B (Termini) STH 64 (Termini)	Reconstruction	\$948,160.00	\$663,712.00
Village of Pound MSILT	18497	Colburn St Meyer St CTH Q (Termini)	Pavement Replacement	\$79,023.00	\$15,614.18
Town of Amberg TRI	18501	Barker Rd USH 141 (Termini) Mattison Ln	Pavement Replacement	\$200,000.00	\$28,446.68

# Local Roads Improvement Program (LRIP)

## 2024 - 2025 LRIP Project County Report

Municipality Component	Project Number	On Route From Route To Route	Improvement Type	Total Project Cost	Approved Reimbursement Amount
Town of Middle Inlet TRID	18506	Mc Mahon Rd Creek Rd (Termini) Mc Mahon Rd (Termini)	Reconstruction	\$585,800.00	\$291,142.60
Town of Wausaukee TRI	18705	Grogan Rd Termini Pike River Rd (Termini)	Reconditioning	\$136,000.00	\$28,446.68
Marinette County CHID	19035	CTH S STH 64 (Termini) 47th Rd	Pavement Replacement	\$1,250,000.00	\$444,103.00
Marinette County CHIS	19037	CTH RR STH 180 (Termini) CTH RR (Termini)	Pavement Replacement	\$1,540,000.00	\$577,082.05
City of Peshtigo MSID	19049	W Park Dr N Emery Ave (Termini) Aubin St (Termini)	Reconstruction	\$857,389.00	\$400,000.00
City of Niagara MSILT	19300	Coolidge Ave Roosevelt Rd (Break) Jackson St	Resurfacing	\$32,000.00	\$15,614.18
Town of Pound TRI	19303	S 1st Rd CTH M (Termini) S 1st Rd (Termini)	Resurfacing	\$122,000.00	\$28,446.68
Village of Coleman MSILT	19357	Maple Ln Louis Ave (Break) Franklin Ave N (Termini)	Reconstruction	\$90,000.00	\$15,614.18
Town of Beaver TRI	19377	39th Rd CTH P 39th Rd (Break)	Resurfacing	\$110,000.00	\$28,446.68
Town of Lake TRI	19384	Pioneer Rd CTH GG Right Of Way Rd (1)	Pavement Replacement	\$81,000.00	\$28,446.68
Town of Stephenson TRI	19388	Schroeder Ln (1) Termini Schroeder Ln (2) (Termini)	Pavement Replacement	\$64,800.00	\$28,446.68
		Schroeder Ln (2) Schroeder Ln (1) Shaffer Rd (Termini)			
Town of Peshtigo TRI	19412	Old Peshtigo Rd Rader Rd (2) Flame Rd	Resurfacing	\$60,000.00	\$28,446.75
		Old Peshtigo Rd Flame Rd Fredericksen Ln			
Town of Niagara TRI	19482	Morin Rd USH 8 (Termini) Phillips Rd	Resurfacing	\$64,000.00	\$28,446.68
<b>TOTAL for Marinette County</b>				<b>\$7,003,447.00</b>	<b>\$2,879,402.17</b>
<b>Marquette County</b>					
Town of Neshkoro TRI	18654	19th Ct CTH E (Termini) Deerborn Dr	Resurfacing	\$32,435.00	\$12,160.55

# Local Roads Improvement Program (LRIP)

## 2024 - 2025 LRIP Project County Report

Municipality Component	Project Number	On Route From Route To Route	Improvement Type	Total Project Cost	Approved Reimbursement Amount
Village of Endeavor MSILT	18669	W Park St Oak St (Termini) CTH CX (Termini)	Pavement Replacement	\$50,000.00	\$15,396.64
Town of Douglas TRI	18768	Oak Dr 1st Rd (Termini) Oak Dr (Termini)	Resurfacing	\$34,090.56	\$12,160.55
Town of Westfield TRI	18769	4th Ave (1) Ember Ave (Termini) Elk Ave	Resurfacing	\$49,139.46	\$12,160.55
Town of Westfield TRID	18770	Eagle Ave 1st Ave (Termini) 3rd Rd (Break)	Pavement Replacement	\$291,695.12	\$145,847.56
Marquette County CHI	18771	CTH Z CTH B CTH Y (Termini)	Resurfacing	\$375,000.00	\$107,233.22
Town of Harris TRI	18772	Evergreen Ln CTH B (Termini) Evergreen Ln	Resurfacing	\$30,967.94	\$12,160.55
Marquette County CHIS	18773	CTH CH Adams St (Termini) Becker Rd	Pavement Replacement	\$734,568.56	\$367,284.28
Town of Crystal Lake TRI	19107	Duck Creek Ave CTH N (Termini) Duck Creek Rd	Pavement Replacement	\$35,000.00	\$12,160.55
Town of Moundville TRI	19219	Grouse Rd CTH CX (Termini) CTH T (Termini)	Resurfacing	\$35,000.00	\$12,160.55
Town of Packwaukee TRI	19221	Fern Ave 11th Dr Fern Ave (Termini)	Resurfacing	\$35,000.00	\$12,160.55
Marquette County CHID	19222	CTH P STH 23 (Break) CTH O	Resurfacing	\$600,000.00	\$291,784.00
		CTH P CTH O CTH A			
Town of Buffalo TRIS	19261	17th Ct Golden Rd (Termini) 18th Rd (Termini)	Pavement Replacement	\$575,000.00	\$402,500.00
		18th Rd 17th Ct 17th Rd (Termini)			
<b>TOTAL for Marquette County</b>				<b>\$2,877,896.64</b>	<b>\$1,415,169.55</b>
<b>Menominee County</b>					
Menominee County CHIS	19271	CTH AA Corn Rd CTH AA (Termini)	Pavement Replacement	\$525,525.00	\$216,516.76
Menominee County CHI	19287	CTH AA CTH M (Termini) Joe Pecore Rd	Pavement Replacement	\$171,177.88	\$85,588.90



# Local Roads Improvement Program (LRIP)

## 2024 - 2025 LRIP Project County Report

Municipality Component	Project Number	On Route From Route To Route	Improvement Type	Total Project Cost	Approved Reimbursement Amount
Town of Menominee TRI	19447	High Water Rd BIA #1001 (2) (Termini) Moshawquit Lake Rd (Termini)	Resurfacing	\$31,045.00	\$14,051.38
<b>TOTAL for Menominee County</b>				<b>\$727,747.88</b>	<b>\$316,157.04</b>
<b>Milwaukee County</b>					
City of Milwaukee MSIGT	18440	N 23rd St W Ruby Ave (Break) W Cornell St (Break)	Reconditioning	\$6,635,300.00	\$1,000,653.54
		N 30th St W Atkinson Ave W Hampton Ave (Break)			
		N 37th St W Hampton Ave N Hopkins St			
		N 86th St W Silver Spring Dr (Break) W Fond Du Lac Ave (Break)			
		W Adler St S Hawley Rd (Termini) S 68th St (Break)			
		W Gertrude Dr W Stark St (Termini) W Grantosa Dr (1)			
		W Medford Ave N 86th St (Break) N 87th St (Termini)			
		S Robinson Ave E Lincoln Ave (Termini) E Becher St (Termini)			
		W Vine St N 53rd St N 60th St (Termini)			
		N 1st St W North Ave W Center St			
		S 37th St W Becher St W Burnham St			
		E Linus St S Logan Ave (Termini) S Kinnickinnic Ave (Termini)			
Village of West Milwaukee MSILT	18447	S 49th St W Greenfield Ave (Termini) W National Ave (Termini)	Resurfacing	\$228,000.00	\$14,121.04
City of Franklin MSIGT	18451	S Steeple View Dr W Beacon Hill Dr (Termini) W Steeple View Ln (Termini)	Resurfacing	\$979,463.75	\$88,655.69
		S Bishops Way W Friar Ln (Termini) W Church St (Termini)			

# Local Roads Improvement Program (LRIP)

## 2024 - 2025 LRIP Project County Report

Municipality Component	Project Number	On Route From Route To Route	Improvement Type	Total Project Cost	Approved Reimbursement Amount
		W Briarwood Dr S 33rd St (Break) S 29th St			
		W Friar Ln Crossover USH 45 (Termini) W Friar Ln (Break)			
		W Southwood Dr S 35th St S 29th St (Termini)			
		W Glen Ct Termini S 60th St (Termini)			
		S Drake Ln Termini W Drake Ln (Termini)			
		W Drake Ln Termini S Mission Hills Dr (Termini)			
City of West Allis MSIGT	18483	W Rogers St S 84th St (1) (Break) S 76th St	Reconstruction	\$1,270,000.00	\$114,098.96
City of South Milwaukee MSIGT	18488	13th Ave Milwaukee Ave Rawson Ave	Pavement Replacement	\$900,000.00	\$40,572.51
		13th Ave Marshall Ave Marquette Ave			
		13th Ave Drexel Blvd Marion Ave			
City of Oak Creek MSIGT	18507	S Shepard Ave E Fitzsimmons Rd Crossover STH 100 (Break)	Resurfacing	\$250,000.00	\$81,166.83
City of Greenfield MSIGT	18558	S 72nd St W Bottsford Ave W Cold Spring Rd (Break)	Resurfacing	\$280,000.00	\$72,693.32
Village of Fox Point MSID	18583	Bradley Rd Port Washington Rd Lake Dr (Termini)	Reconstruction	\$2,871,000.00	\$400,000.00
Village of Hales Corners MSILT	18588	W Godsell Ave S 116th St (1) (Break) S 108th St (Termini)	Resurfacing	\$266,346.00	\$43,237.75
Village of Greendale MSILT	18951	Brandon St W Grange Ave (Termini) Bentwood Ln (Termini)	Resurfacing	\$199,193.00	\$77,006.55
City of Wauwatosa MSIGT	19099	Watertown Plank Rd N 124th St (Termini) Crossover STH 100 (Break)	Reconditioning	\$7,330,600.00	\$97,289.81

# Local Roads Improvement Program (LRIP)

## 2024 - 2025 LRIP Project County Report

Municipality Component	Project Number	On Route From Route To Route	Improvement Type	Total Project Cost	Approved Reimbursement Amount
Village of Brown Deer MSILT	19204	N 51st St (1) Brown Deer Rd (Break) Beech Ct (Termini)	Pavement Replacement	\$430,000.00	\$69,578.43
Milwaukee County CHIS	19267	CTH V Oakwood Rd W Lois Ln	Reconstruction	\$8,325,000.00	\$2,587,497.70
		CTH V Ryan Rd (Break) Puetz Rd			
Milwaukee County CHID	19269	CTH H S 96th St STH 100 (Termini)	Reconditioning	\$2,125,000.00	\$905,116.18
Milwaukee County CHI	19277	CTH U S Creekview Ct W High St	Reconstruction	\$8,000,000.00	\$1,643,688.27
City of Saint Francis MSILT	19383	S Pennsylvania Ave STH X794 (Break) E Elizabeth Ave (Break)	Resurfacing	\$166,600.00	\$33,984.29
Village of Fox Point MSILT	19423	Beach Dr (2) Lake Dr (Termini) Beach Dr (4)	Pavement Replacement	\$647,000.00	\$43,884.23
<b>TOTAL for Milwaukee County</b>				<b>\$40,903,502.75</b>	<b>\$7,313,245.10</b>
<b>Monroe County</b>					
Town of La Grange TRI	18537	Embay Ave USH 12 England Rd (Termini)	Reconditioning	\$57,905.25	\$25,000.00
Town of Sheldon TRIS	18548	Newport Rd Orange Ave STH 33 (Termini)	Reconditioning	\$876,000.00	\$613,200.00
Town of Greenfield TRID	18652	Egret Ave CTH E (Termini) Elder Rd (Termini)	Reconditioning	\$922,189.87	\$461,094.93
Village of Warrens MSILT	18734	Zeda St Pine St (Termini) Market St (Termini)	Reconstruction	\$52,000.00	\$25,000.00
Monroe County CHID	18871	CTH BC Gate Rd Gale Rd	Reconstruction	\$742,233.12	\$371,116.56
Town of Jefferson TRI	18923	Nevada Rd CTH U (Termini) Nestle Rd	Reconditioning	\$241,000.00	\$66,663.15
Town of Greenfield TRI	18958	Fleetwood Rd Flatiron Ave (Termini) Fleetwood Rd (Termini)	Reconditioning	\$225,400.00	\$66,663.15
Monroe County CHI	19282	CTH X Marigold Ave STH 27 (Termini)	Reconditioning	\$670,000.00	\$196,320.16
Village of Cashton MSILT	19333	Wavra St STH 33 (Termini) Hill N Dale Ct (2) (Termini)	Resurfacing	\$35,000.00	\$17,000.00

# Local Roads Improvement Program (LRIP)

## 2024 - 2025 LRIP Project County Report

Municipality Component	Project Number	On Route From Route To Route	Improvement Type	Total Project Cost	Approved Reimbursement Amount
Village of Wilton MSILT	19465	Railroad St Main St Enderby St	Reconstruction	\$59,760.00	\$25,543.27
<b>TOTAL for Monroe County</b>				<b>\$3,881,488.24</b>	<b>\$1,867,601.22</b>
<b>Oconto County</b>					
Town of Bagley TRI	18473	Ucil Lake Rd CTH Z (Termini) Knapp Ln	Pavement Replacement	\$45,900.00	\$20,912.20
Town of Breed TRI	18487	Nauke Ln Logan Rd (Termini) County Forest Rd 401	Pavement Replacement	\$107,872.67	\$20,912.20
Town of Stiles TRI	18546	Meadow Brook Rd Pawlak Ln Luisier Ln	Pavement Replacement	\$97,000.00	\$20,912.20
Town of Morgan TRI	18553	Schroeder Rd CTH C Vander Muelen Ln	Pavement Replacement	\$39,967.00	\$19,054.80
Town of Lena TRI	18560	Sunshine Rd Kanack Ln (Termini) CTH A	Resurfacing	\$42,000.00	\$20,912.20
Town of Abrams TRID	18877	Timberline Rd Spirea Rd W Slope Ln	Reconstruction	\$350,000.00	\$173,950.00
Town of Spruce TRI	18910	Holiday Inn Rd CTH M CTH G (Termini)	Reconditioning	\$92,533.00	\$20,912.20
Town of Oconto TRI	18937	Logtown Rd CTH J Cream City Rd	Reconditioning	\$145,233.92	\$20,912.20
Town of Oconto TRIS	18938	Military Rd CTH J (Termini) Monfort Ln (Termini)	Reconstruction	\$952,500.00	\$666,750.00
Town of Doty TRI	18949	Traxels Point Ln Termini CTH T (Termini)	Resurfacing	\$175,000.00	\$20,912.20
City of Oconto Falls MSILT	18960	Oakwood Ct Mead Ave (Termini) Oakwood Ct (Termini)	Reconstruction	\$347,670.00	\$33,814.98
Oconto County CHIS	19241	CTH R CTH VV Balsam Ln	Pavement Replacement	\$1,460,271.00	\$577,082.05
Oconto County CHI	19274	CTH J Liegeois Rd Chicken Shack Rd	Pavement Replacement	\$525,258.00	\$175,124.19
Town of Maple Valley TRI	19291	Janik Rd CTH K (Termini) CTH G (Termini)	Pavement Replacement	\$90,565.60	\$20,912.20
Town of Chase TRI	19294	South Chase Rd Bluegrass Ln Jaworski Rd	Pavement Replacement	\$57,177.63	\$20,912.20

# Local Roads Improvement Program (LRIP)

## 2024 - 2025 LRIP Project County Report

Municipality Component	Project Number	On Route From Route To Route	Improvement Type	Total Project Cost	Approved Reimbursement Amount
Town of Brazeau TRI	19310	St Bernadette Rd Kelly Lake Rd N (Termini) White Lake Rd (Termini)	Pavement Replacement	\$60,000.00	\$20,912.20
Town of Oconto Falls TRI	19414	Busy Nook Rd Pipgrass Rd (Termini) Little Beaver Lake Rd	Reconditioning	\$83,640.00	\$20,912.20
<b>TOTAL for Oconto County</b>				<b>\$4,672,588.82</b>	<b>\$1,875,810.22</b>
<b>Oneida County</b>					
Town of Pelican TRI	18482	Lake Julia Rd CTH G (Termini) Wildflower Bay Rd	Pavement Replacement	\$304,524.00	\$27,846.64
Oneida County CHIS	18627	CTH N CTH K (Termini) Washburn Lake Rd	Pavement Replacement	\$684,159.29	\$216,516.76
Town of Sugar Camp TRI	18672	Hideaway Dr Birch Tree Dr Hideaway Dr (Termini)	Pavement Replacement	\$273,891.84	\$27,846.64
Town of Monico TRI	18673	Erickson Rd USH 45 (Termini) Erickson Rd (Termini)	Pavement Replacement	\$79,000.00	\$27,846.64
City of Rhinelander MSILT	18683	Pelican St Davenport St (Termini) Davenport St (Termini)	Resurfacing	\$78,500.00	\$25,030.89
City of Rhinelander MSID	18684	Menominee Dr N Stevens St (Termini) Apache Ln (Termini)	Reconstruction	\$570,000.00	\$285,000.00
Town of Newbold TRI	18691	Fetke Lake Dr STH 47 (Termini) Fetke Lake Dr (Termini)	Reconditioning	\$70,000.00	\$27,846.62
		Wildwood Lake Cir Fetke Lake Dr (Termini) Wildwood Lake Cir (Termini)			
Town of Lake Tomahawk TRI	18968	W Bluebird Rd Big Doe Rd Kildeer Rd (Termini)	Reconditioning	\$215,500.00	\$27,846.64
		W Bluebird Rd Big Doe Rd Swallow Rd			
Town of Woodboro TRIS	18980	Washburn Lake Rd Trout Creek Rd CTH K (Termini)	Pavement Replacement	\$582,912.00	\$408,038.40
		Washburn Lake Rd Trout Creek Rd Woodboro Springs Rd (2)			
		Washburn Lake Rd Woodboro Springs Rd (2) CTH N (Termini)			
Oneida County CHI	19093	CTH Q CTH G (Break) Bass Lake Rd	Pavement Replacement	\$315,000.00	\$122,661.18

# Local Roads Improvement Program (LRIP)

## 2024 - 2025 LRIP Project County Report

Municipality Component	Project Number	On Route From Route To Route	Improvement Type	Total Project Cost	Approved Reimbursement Amount
Oneida County CHID	19094	CTH G CTH B CTH Q	Pavement Replacement	\$580,000.00	\$170,411.30
Town of Minocqua TRID	19113	Blue Lake Rd USH 51 (Termini) Agawak Rd	Reconditioning	\$1,156,900.00	\$574,979.30
		Blue Lake Rd Agawak Rd W Marie Ln			
Town of Crescent TRIS	19143	Davenport St STH 47 (Termini) Crescent St (Termini)	Reconditioning	\$260,000.00	\$182,000.00
Town of Crescent TRI	19151	Airport Rd Crossover USH 8 (Termini) Airport Rd (Termini)	Resurfacing	\$90,000.00	\$27,846.64
Town of Cassian TRI	19309	Timber Lake Rd Poskie Rd Sheep Ranch Rd (Termini)	Reconditioning	\$68,000.00	\$27,846.66
Town of Pine Lake TRI	19371	Trails End Rd River Rd (Termini) Moonlite Bay Rd	Pavement Replacement	\$253,054.55	\$27,846.61
<b>TOTAL for Oneida County</b>				<b>\$5,581,441.68</b>	<b>\$2,207,410.92</b>
<b>Outagamie County</b>					
Town of Cicero TRID	18435	Jeske Rd Town Hall Rd (Termini) Miller Rd	Pavement Replacement	\$383,000.00	\$190,351.00
Town of Center TRI	18658	Wege Rd CTH A Hample Rd	Pavement Replacement	\$227,305.90	\$74,443.79
Village of Nichols MSILT	18674	Paige Ave Krull Rd (Termini) Paige Ave (Break)	Pavement Replacement	\$148,000.00	\$74,000.00
		Ellen St Paige Ave Ellen St (Termini)			
Outagamie County CHID	18760	CTH TT USH 45 (Termini) CTH T	Pavement Replacement	\$1,160,000.00	\$444,103.90
		CTH TT CTH T Midway Rd			
		CTH TT Midway Rd CTH M (Termini)			
Outagamie County CHIS	18761	CTH F STH 187 Krull Rd	Resurfacing	\$1,200,000.00	\$577,082.05
		CTH F Krull Rd Pine St			

# Local Roads Improvement Program (LRIP)

## 2024 - 2025 LRIP Project County Report

Municipality Component	Project Number	On Route From Route To Route	Improvement Type	Total Project Cost	Approved Reimbursement Amount
		CTH F Pine St STH 47 (Termini)			
Town of Deer Creek TRI	18981	Pine Rd CTH D Walnut Rd (Termini)	Pavement Replacement	\$171,500.00	\$74,443.80
Village of Greenville MSIS	19040	Parkview Dr STH 76 Ridgeway Dr	Reconstruction	\$2,299,260.00	\$1,149,630.00
Town of Grand Chute TRIS	19125	Mayflower Dr Grande Market Dr STH 96 (Break)	Pavement Replacement	\$680,000.00	\$476,000.00
Village of Combined Locks MSID	19213	Park St Prospect St (Termini) Paul Ct	Reconstruction	\$2,173,937.00	\$400,000.00
Outagamie County CHI	19396	CTH F Shepard Rd STH 187	Structure	\$1,460,000.00	\$444,503.66
Village of Kimberly MSILT	19421	Kennedy Ave (1) Railroad St (2) (Break) Schelfhout Ln	Resurfacing	\$550,000.00	\$86,703.96
Village of Nichols MSILT	19445	Krull Rd Scott Rd (Termini) Paige Ave	Pavement Replacement	\$55,000.00	\$12,703.96
City of Appleton MSIGT	19480	N French Rd (1) Evergreen Dr E (Break) E Glory Ln	Pavement Replacement	\$1,096,000.00	\$173,309.43
<b>TOTAL for Outagamie County</b>				<b>\$11,604,002.90</b>	<b>\$4,177,275.55</b>
<b>Ozaukee County</b>					
Town of Saukville TRIS	18543	Cedar Sauk Rd Northwood Dr CTH I (Break)	Pavement Replacement	\$617,340.00	\$432,138.00
Town of Fredonia TRI	18750	Belgium - Kohler Rd CTH E (Termini) CTH I (Break)	Reconstruction	\$1,800,000.00	\$15,585.51
Village of Fredonia MSILT	18851	Wenzel Ave Wisconsin St (Termini) Wenzel Ave (Termini)	Reconstruction	\$358,000.00	\$19,010.39
Town of Cedarburg TRI	19077	Cedar Valley Dr Termini Pioneer Rd (Termini)	Resurfacing	\$89,760.00	\$15,585.50
City of Port Washington MSILT	19081	Monroe St N Wisconsin St Kaiser Dr (Termini)	Reconstruction	\$405,000.00	\$53,500.00
		Pierron St N Wisconsin St (Termini) Hales Trl (Termini)			
Town of Grafton TRI	19189	East River Rd Maryglade Dr East River Rd (Termini)	Reconstruction	\$357,000.00	\$15,585.51

# Local Roads Improvement Program (LRIP)

## 2024 - 2025 LRIP Project County Report

Municipality Component	Project Number	On Route From Route To Route	Improvement Type	Total Project Cost	Approved Reimbursement Amount
City of Port Washington MSID	19220	N Holden St Orchard Ln W Walters St	Reconstruction	\$1,600,000.00	\$400,000.00
		N Holden St W Jefferson St James Dr			
Ozaukee County CHIS	19257	CTH W STH 33 Mink Ranch Rd	Reconstruction	\$2,900,000.00	\$574,649.32
Ozaukee County CHID	19258	CTH KW CTH H (Termini) Lake Dr	Reconstruction	\$1,100,000.00	\$201,014.44
Ozaukee County CHI	19361	CTH H CTH H (Termini) CTH Z	Reconstruction	\$870,000.00	\$210,234.22
Village of Grafton MSILT	19448	Falls St 9th Ave (Termini) 12th Ave (Termini)	Reconstruction	\$356,460.00	\$53,500.00
City of Mequon MSIGT	19476	Lake Shore Dr Glen Oaks Ln Highland Rd (Break)	Reconstruction	\$486,700.00	\$87,490.76
<b>TOTAL for Ozaukee County</b>				<b>\$10,940,260.00</b>	<b>\$2,078,293.65</b>
<b>Pepin County</b>					
Pepin County CHI	18758	CTH ZZ CTH H (Termini) CTH ZZ (Termini)	Pavement Replacement	\$63,129.76	\$31,564.88
Pepin County CHID	18767	CTH SS Porcupine Rd CTH D	Pavement Replacement	\$285,000.00	\$62,193.52
Village of Pepin MSILT	18790	Washington St 4th St 2nd St	Resurfacing	\$24,835.76	\$9,776.61
Town of Albany TRI	18895	D West Rd C Rd County Line Rd E (Termini)	Pavement Replacement	\$93,000.00	\$25,069.72
Town of Pepin TRI	19138	Big Hill Rd CTH N (Termini) 16th Creek Rd	Resurfacing	\$94,500.00	\$20,069.73
Pepin County CHI	19217	CTH D Anderson Ln Rutherford Ln	Pavement Replacement	\$250,000.00	\$42,794.45
Pepin County CHIS	19218	CTH X CTH Z CTH ZX (Termini)	Pavement Replacement	\$300,000.00	\$177,795.49
<b>TOTAL for Pepin County</b>				<b>\$1,110,465.52</b>	<b>\$369,264.40</b>
<b>Pierce County</b>					
City of Prescott MSIS	18565	Elm St Kinnickinnic St Walter St (Termini)	Reconstruction	\$1,743,900.00	\$871,950.00



# Local Roads Improvement Program (LRIP)

## 2024 - 2025 LRIP Project County Report

Municipality Component	Project Number	On Route From Route To Route	Improvement Type	Total Project Cost	Approved Reimbursement Amount
		Washington St Walter St (Termini) Wacota St			
Village of Plum City MSILT	18796	Maple Ave 1st St E Maple Ave (Termini)	Resurfacing	\$59,785.00	\$25,214.47
City of River Falls MSILT	18797	Riverside Dr Paulson Rd (1) (Termini) Oak Ridge Dr	Resurfacing	\$104,723.01	\$25,214.47
Town of Ellsworth TRID	18875	490th Ave CTH C (Break) USH 10	Reconstruction	\$960,000.00	\$477,120.00
Village of Spring Valley MSIS	19114	Glade Ave S Third St Oak St	Reconstruction	\$561,300.00	\$280,650.00
Town of Trimble TRIS	19175	570th Ave CTH O CTH J	Reconditioning	\$717,000.00	\$501,900.00
Pierce County CHID	19227	CTH V CTH DD CTH C	Reconstruction	\$453,320.00	\$113,806.21
Pierce County CHIS	19229	CTH CC CTH HH USH 10	Reconstruction	\$1,062,600.00	\$325,343.12
Village of Ellsworth MSILT	19235	Broadway St USH 10 (Break) Wall St (Termini)	Reconstruction	\$75,000.00	\$25,214.47
Town of Clifton TRI	19255	1170th St CTH MM (Break) CTH QQ (Termini)	Resurfacing	\$162,400.00	\$26,651.36
Town of Gilman TRI	19342	410th St 770th Ave 750th Ave	Resurfacing	\$60,000.00	\$26,651.36
Town of Isabelle TRI	19343	150th Ave STH 35 (Termini) 150th Ave (Termini)	Resurfacing	\$110,000.00	\$26,651.36
Town of Trenton TRI	19344	830th St USH 63 (Termini) CTH K	Resurfacing	\$92,888.00	\$26,651.35
Town of Union TRI	19345	190th Ave CTH S (Termini) 190th St (Break)	Resurfacing	\$121,870.00	\$26,651.35
<b>TOTAL for Pierce County</b>				<b>\$6,284,786.01</b>	<b>\$2,779,669.52</b>
<b>Polk County</b>					
Town of Balsam Lake TRI	18400	150th Ave 120th St (Termini) 130th St	Pavement Replacement	\$162,800.00	\$19,150.83
Town of Laketown TRI	18417	230th St CTH B Cedar Point Rd (Termini)	Resurfacing	\$59,462.00	\$19,150.83

# Local Roads Improvement Program (LRIP)

## 2024 - 2025 LRIP Project County Report

Municipality Component	Project Number	On Route From Route To Route	Improvement Type	Total Project Cost	Approved Reimbursement Amount
Town of Lorain TRI	18431	10th St CTH EE (Termini) Johnson Rd (Termini)	Resurfacing	\$73,319.00	\$19,150.83
		15th St CTH EE (Break) 357th Ave			
		355th Ave 15th St (Break) 10th St (Termini)			
		350th Ave (2) 15th St (Break) CTH EE (Termini)			
Town of Farmington TRI	18474	280th St 30th Ave Polk/St Croix Rd (Termini)	Resurfacing	\$65,000.00	\$19,150.83
Village of Clear Lake MSILT	18489	4th Ave 3rd St 2nd St (Termini)	Reconstruction	\$290,000.00	\$11,453.63
		2nd St 6th Ave 4th Ave			
Town of Sterling TRI	18514	Evergreen Ave 290th St 300th St	Resurfacing	\$41,867.00	\$19,150.83
Town of Lorain TRIS	18570	25th St CTH E (Termini) 360th Ave (Termini)	Pavement Replacement	\$946,794.00	\$662,755.80
Town of Clam Falls TRID	18650	90th St CTH I CTH E (Termini)	Reconditioning	\$937,628.00	\$466,001.12
Village of Frederic MSILT	18726	2nd Ave STH 48 Ash St (Termini)	Pavement Replacement	\$105,000.00	\$11,453.64
City of Saint Croix Falls MSIS	18727	Maple Dr Maple Leaf Ct E Limits (Termini)	Reconstruction	\$908,858.00	\$454,429.00
Town of Beaver TRI	18827	135th Ave 15th St CTH T	Pavement Replacement	\$145,420.00	\$19,150.84
Town of Clam Falls TRI	18828	340th Ave 115th St (Termini) 100th St	Resurfacing	\$73,965.00	\$19,150.83
Town of Milltown TRI	18829	195th Ave 160th St (Termini) 160th St	Pavement Replacement	\$82,117.00	\$19,150.83
Town of Saint Croix Falls TRI	18830	Fairgrounds Rd 140th Ave (Termini) Sunshine St	Pavement Replacement	\$112,732.65	\$19,150.83

# Local Roads Improvement Program (LRIP)

## 2024 - 2025 LRIP Project County Report

Municipality Component	Project Number	On Route From Route To Route	Improvement Type	Total Project Cost	Approved Reimbursement Amount
City of Saint Croix Falls MSILT	18930	Jefferson St Connecticut St (Termini) Alabama St (Break)	Pavement Replacement	\$77,000.00	\$11,453.63
Polk County CHI	18940	CTH G CTH I (1) (Break) CTH G	Resurfacing	\$703,276.56	\$189,733.14
Polk County CHIS	18941	CTH I Clam Falls Trl CTH O	Pavement Replacement	\$1,015,609.00	\$394,136.36
Town of Luck TRI	18953	270th Ave 140th St 150th St	Pavement Replacement	\$137,061.00	\$19,150.83
Town of Alden TRI	19075	45th Ave 150th St 140th St	Reconditioning	\$278,874.00	\$19,150.83
Village of Milltown MSILT	19171	W 1st Ave Main St W 1st Ave (Termini)	Pavement Replacement	\$22,923.00	\$11,453.64
Village of Luck MSILT	19172	3rd Ave 1st St 3rd St	Pavement Replacement	\$82,890.78	\$11,453.64
Village of Osceola MSID	19173	3rd Ave STH 35 River St (Termini)	Reconstruction	\$1,816,365.00	\$400,000.00
		River St 3rd Ave (Termini) River St (Termini)			
Town of Garfield TRID	19174	138th St CTH F 140th St	Pavement Replacement	\$192,672.00	\$95,757.98
		140th St 138th St (Break) 70th Ave			
Town of Garfield TRI	19347	Sunrise Beach Dr 100th Ave (Termini) Walleye Ct	Pavement Replacement	\$194,335.00	\$19,150.83
<b>TOTAL for Polk County</b>				<b>\$8,525,968.99</b>	<b>\$2,949,891.55</b>
<b>Portage County</b>					
Town of Grant TRI	18437	Pine St CTH U (Termini) 90th St	Pavement Replacement	\$136,486.66	\$44,040.71
Village of Junction City MSILT	18486	W Second St Kramer Ave W Second St (Termini)	Reconstruction	\$60,000.00	\$15,830.49
Town of Plover TRIS	18575	Meehan Dr CTH F (Termini) Monroe Ave (Termini)	Reconditioning	\$320,482.78	\$224,337.95
Town of Almond TRI	18651	4th Ave 4th St CTH EE	Resurfacing	\$173,971.28	\$44,040.70

# Local Roads Improvement Program (LRIP)

## 2024 - 2025 LRIP Project County Report

Municipality Component	Project Number	On Route From Route To Route	Improvement Type	Total Project Cost	Approved Reimbursement Amount
Town of Sharon TRIS	18655	Woodland Rd STH 66 (Termini) County Line Dr (Termini)	Reconditioning	\$2,207,000.00	\$1,544,900.00
City of Stevens Point MSIGT	18706	Jordan Ln Minnesota Ave (Termini) Wilshire Blvd	Resurfacing	\$228,970.75	\$68,565.45
Village of Almond MSILT	18730	Oak St High School St CTH J	Pavement Replacement	\$38,698.85	\$15,830.49
Portage County CHI	18778	CTH AA STH 22 (Termini) CTH D (Break)	Reconditioning	\$741,237.29	\$268,432.04
Village of Park Ridge MSID	18956	Hillcrest Dr Pinecrest Ave (Termini) Hillcrest Dr (Termini)	Reconstruction	\$910,000.00	\$400,000.00
		Greenbriar Ave Hillcrest Dr STH 66 (Termini)			
Town of Pine Grove TRI	19038	Pine St CTH W (Termini) Mill Rd	Pavement Replacement	\$113,500.00	\$44,040.70
Village of Amherst MSILT	19083	Washington St Main St (Termini) Allen St	Pavement Replacement	\$127,000.00	\$15,830.49
Town of Dewey TRID	19097	Dewey Dr Torun Rd CTH Y (Termini)	Pavement Replacement	\$838,374.00	\$416,671.88
Village of Whiting MSIS	19164	Polk St Water St (Termini) Albert St (Termini)	Reconstruction	\$858,281.00	\$429,140.50
Village of Whiting MSILT	19182	Sherman Ave Termini Whiting Ave	Reconstruction	\$213,045.00	\$15,830.50
Portage County CHIS	19230	CTH T CTH B (Break) STH 161	Reconditioning	\$740,000.00	\$369,519.71
Town of Lanark TRI	19385	Pipe Rd CTH T (Termini) Rieben Rd (Termini)	Pavement Replacement	\$165,000.00	\$44,040.70
<b>TOTAL for Portage County</b>				<b>\$7,872,047.61</b>	<b>\$3,961,052.31</b>
<b>Price County</b>					
City of Phillips MSILT	18463	Fifield St N Lake St (Termini) Ash St	Reconstruction	\$40,000.00	\$10,101.16
Town of Elk TRI	18545	Birch Hill Rd CTH W (Termini) Birch Hill Rd (Termini)	Resurfacing	\$55,210.83	\$27,605.41
		Fir Rd Birch Hill Rd (Termini) Fir Rd (Termini)			

# Local Roads Improvement Program (LRIP)

## 2024 - 2025 LRIP Project County Report

Municipality Component	Project Number	On Route From Route To Route	Improvement Type	Total Project Cost	Approved Reimbursement Amount
		Trinity Rd Birch Hill Rd (Termini) Trinity Rd (Termini)			
Town of Eisenstein TRIS	18594	Divine Rapids Rd Schmidt Rd Mohrbach Rd	Resurfacing	\$566,610.43	\$396,627.30
		Divine Rapids Rd Mohrbach Rd Fisher Rd (Termini)			
Town of Emery TRIS	18605	Martin's Dr CTH H (Termini) CTH D (Termini)	Reconditioning	\$480,000.00	\$336,000.00
Town of Flambeau TRI	18615	Deer Creek Rd Short Cut Rd (Termini) Deer Creek Rd (Termini)	Pavement Replacement	\$64,201.75	\$28,702.66
Village of Kennan MSILT	18625	Harrison St CTH J (Termini) Lawrence St (Termini)	Reconditioning	\$26,224.00	\$10,101.16
Price County CHI	18976	CTH C STH 86 CTH YY	Pavement Replacement	\$1,020,000.00	\$98,663.91
Price County CHID	18977	CTH D Park Dr Mink Dr	Pavement Replacement	\$2,032,800.00	\$170,411.28
Price County CHIS	18978	CTH H Sheep Ranch Rd CTH D (Termini)	Resurfacing	\$1,190,000.00	\$216,516.76
Town of Hackett TRI	19054	Lindow Rd Bennett Rd Lindow Rd (Termini)	Resurfacing	\$58,000.00	\$28,702.66
Town of Worcester TRI	19057	Swiss Point Rd W Solberg Lake Rd (Termini) W Solberg Lake Rd (Termini)	Resurfacing	\$107,000.00	\$28,702.66
Town of Emery TRI	19060	Musser Dr CTH H (Termini) Musser Creek Ct	Reconditioning	\$132,000.00	\$28,702.66
Town of Eisenstein TRI	19478	Cedar Rapids Rd Danielson Rd Club House Rd	Resurfacing	\$64,000.00	\$28,702.66
<b>TOTAL for Price County</b>				<b>\$5,836,047.01</b>	<b>\$1,409,540.28</b>
<b>Racine County</b>					
Village of Caledonia MSIGT	18464	Newman Rd STH 38 (Break) Richmond Dr	Resurfacing	\$128,771.56	\$64,385.78
		Newman Rd Richmond Dr Oak Forest Dr			
		Newman Rd Oak Forest Dr Twin Elms Dr			

# Local Roads Improvement Program (LRIP)

## 2024 - 2025 LRIP Project County Report

Municipality Component	Project Number	On Route From Route To Route	Improvement Type	Total Project Cost	Approved Reimbursement Amount
		Newman Rd Twin Elms Dr Alburg Ave			
		Newman Rd Alburg Ave Dorset Ave			
		Newman Rd Dorset Ave Flagstaff Ln			
		Newman Rd Flagstaff Ln Brookhaven Dr			
		Newman Rd Brookhaven Dr Three Mile Rd			
Village of Rochester MSILT	18495	Mink Ranch Rd Termini Musquequack St (Termini)	Pavement Replacement	\$80,000.00	\$24,482.79
Village of Raymond MSILT	18518	108th St Two Mile Rd (Termini) 3 Mile Rd	Reconditioning	\$277,791.57	\$24,482.82
Racine County CHI	18566	CTH G State Highway G (Break) CTH H (Break)	Resurfacing	\$369,590.72	\$184,795.36
Town of Dover TRID	18574	Church Rd Cox Rd CTH N	Pavement Replacement	\$757,175.00	\$376,315.98
Town of Dover TRI	18577	Britton Rd CTH C (Termini) STH 20	Reconditioning	\$62,000.00	\$19,212.05
Racine County CHID	18598	CTH S CTH K (Break) Wind Lake Rd S	Resurfacing	\$850,000.00	\$295,781.92
City of Burlington MSILT	18876	Dardis Dr Rose Ann Dr (Termini) Sunset Dr (Termini)	Pavement Replacement	\$629,349.00	\$24,482.79
City of Racine MSID	18971	Goold St Blake Ave Douglas Ave	Reconstruction	\$690,000.00	\$345,000.00
Town of Waterford TRIS	19056	Buena Park Rd Buena Park Rd (Termini) Ranke Rd (1)	Reconstruction	\$1,361,819.80	\$953,273.86
Town of Norway TRI	19058	Heg Park Rd Loomis Rd (Termini) STH 36 (Termini)	Pavement Replacement	\$107,500.00	\$19,212.05
Racine County CHIS	19153	CTH FF CTH DD (Termini) CTH W (Termini)	Reconditioning	\$1,057,000.00	\$845,565.53

# Local Roads Improvement Program (LRIP)

## 2024 - 2025 LRIP Project County Report

Municipality Component	Project Number	On Route From Route To Route	Improvement Type	Total Project Cost	Approved Reimbursement Amount
Village of Wind Point MSID	19206	Four Mile Rd Birch Creek Ln Fairway Dr N	Pavement Replacement	\$460,000.00	\$230,000.00
		Four Mile Rd Beacon Ln Lighthouse Dr (Termini)			
		Four Mile Rd Beacon Ln Lighthouse Dr (Termini)			
Village of Waterford MSILT	19298	Elizabeth St 1st St (Termini) 2nd St	Pavement Replacement	\$64,000.00	\$24,482.79
Village of Wind Point MSILT	19301	Four Mile Rd Four Mile Rd (Termini) Fairway Dr N	Pavement Replacement	\$400,000.00	\$24,482.79
		Four Mile Rd James Ave Joan Ave			
		Four Mile Rd Beacon Ln Lighthouse Dr (Termini)			
City of Racine MSIGT	19471	Wisconsin Ave STH 20 11th St	Resurfacing	\$617,000.00	\$150,000.00
		Wisconsin Ave 13th St 16th St (Break)			
Village of Mount Pleasant MSIGT	19473	Pleasant Ln Springlake Dr Pleasant Ln (Termini)	Pavement Replacement	\$233,400.00	\$68,508.13
		Leona Ln Pleasant Ln (Termini) Walden Way (Termini)			
		Raymond Ct Pleasant Ln (Termini) Raymond Ct (Termini)			
Racine County CHI	19490	CTH KR 172nd Ave (Termini) 57th Dr	Pavement Replacement	\$70,000.00	\$25,204.64
<b>TOTAL for Racine County</b>				<b>\$8,215,397.65</b>	<b>\$3,699,669.28</b>
<b>Richland County</b>					
Town of Marshall TRI	18392	Merry Hill Rd CTH A (Termini) Sneath Dr	Reconstruction	\$135,208.00	\$67,537.99
Town of Henrietta TRI	18418	Crofton Dr Wolf Ln (Termini) Crofton Dr (Termini)	Resurfacing	\$82,435.95	\$41,217.97
Town of Eagle TRIS	18563	Eagle Cave Dr STH 60 (Termini) CTH E (Termini)	Reconditioning	\$1,295,000.00	\$906,500.00

# Local Roads Improvement Program (LRIP)

## 2024 - 2025 LRIP Project County Report

Municipality Component	Project Number	On Route From Route To Route	Improvement Type	Total Project Cost	Approved Reimbursement Amount
Richland County CHIS	19127	CTH OO Riverview Ridge Dr STH 60 (Termini)	Pavement Replacement	\$625,500.00	\$562,950.00
Richland County CHIS	19128	CTH N STH 58 (Break) Smurf Ln	Structure	\$325,000.00	\$151,144.14
Richland County CHI	19129	CTH F STH 60 (Termini) CTH U	Pavement Replacement	\$528,256.51	\$130,191.55
<b>TOTAL for Richland County</b>				<b>\$2,991,400.46</b>	<b>\$1,859,541.65</b>
<b>Rock County</b>					
Town of Milton TRID	18426	Newville Rd J-F Town Line Rd (Termini) Newville Rd (1) (Termini)	Pavement Replacement	\$742,332.93	\$368,939.47
Town of Fulton TRI	18446	Washington Rd STH 59 (Termini) W Stebbinsville Rd (Termini)	Reconditioning	\$200,000.00	\$35,000.00
Town of Plymouth TRI	18455	Footville-Hanover Rd Schaffner Rd Clover Ln	Pavement Replacement	\$85,000.00	\$42,500.00
Town of Janesville TRI	18458	Russell Rd Newville Rd (Termini) USH 51	Resurfacing	\$75,000.00	\$33,847.15
Village of Orfordville MSILT	18470	Rime St Pine St Comfort Cove	Resurfacing	\$95,500.00	\$19,585.56
City of Evansville MSILT	18480	Cherry St Water St (Termini) Walker St (Termini)	Pavement Replacement	\$643,000.00	\$19,585.55
Rock County CHIS	18630	CTH O CTH O (Termini) USH 14 (Termini)	Pavement Replacement	\$601,128.00	\$504,000.00
Rock County CHIS	18653	CTH J CTH O Avalon Rd (1)	Pavement Replacement	\$500,940.00	\$420,389.00
Town of Porter TRI	18749	N Washington Rd Hartzell Rd (Termini) Holland Dr (Termini)	Reconditioning	\$490,000.00	\$37,500.00
Town of Janesville TRID	18794	Newville Rd Edgeview Dr (Termini) Newville Rd (Termini)	Reconditioning	\$371,166.46	\$184,469.73
Town of Fulton TRID	18849	Newville Rd (1) Monogue Rd (Termini) Merrifield Rd	Reconditioning	\$577,279.15	\$286,907.74
Town of Harmony TRID	18850	Newville Rd Newville Rd (Termini) Timber Pkwy (Termini)	Reconditioning	\$259,221.47	\$128,833.07
City of Milton MSILT	18904	Forest Lake Dr CTH M (Termini) Forest Lake Dr (Termini)	Pavement Replacement	\$312,000.00	\$19,585.56



# Local Roads Improvement Program (LRIP)

## 2024 - 2025 LRIP Project County Report

Municipality Component	Project Number	On Route From Route To Route	Improvement Type	Total Project Cost	Approved Reimbursement Amount
Town of Avon TRI	18933	W Avon N Town Line Rd Avon Store Rd Nelson Rd	Resurfacing	\$51,500.00	\$25,750.00
City of Janesville MSIS	18972	E Memorial Dr Harding St Milton Ave (1)	Reconstruction	\$2,462,000.00	\$1,231,000.00
City of Janesville MSIGT	18996	Deerfield Dr E Rotamer Rd (Termini) USH 14 (Break)	Resurfacing	\$563,550.00	\$166,765.08
City of Beloit MSIGT	19008	W Grand Ave Bluff St Eighth St	Reconstruction	\$770,000.00	\$178,832.41
Rock County CHI	19392	CTH H Mineral Point Rd USH 14	Reconditioning	\$750,000.00	\$351,992.20
City of Beloit MSID	19451	Townline Ave Shirland Ave (Termini) Euclid Ave	Reconstruction	\$990,000.00	\$400,000.00
<b>TOTAL for Rock County</b>				<b>\$10,539,618.01</b>	<b>\$4,455,482.52</b>
<b>Rusk County</b>					
City of Ladysmith MSILT	18631	2nd St E Miner Ave USH 8 (Break)	Reconstruction	\$323,265.77	\$7,994.55
Town of Flambeau TRI	18698	W 15th St N USH 8 (Termini) Baker Ave W (Termini)	Resurfacing	\$83,094.07	\$37,307.46
Town of Big Bend TRIS	18699	Rose's Resort Rd CTH D (Termini) Rose's Resort Rd (Termini)	Pavement Replacement	\$285,200.16	\$256,680.14
City of Ladysmith MSIS	18775	Miner Ave 6th St W 3rd St E	Reconstruction	\$2,776,166.00	\$1,388,083.00
Village of Bruce MSILT	18791	Business Hwy 40 Blackburn St N STH 40 (Termini)	Pavement Replacement	\$104,200.95	\$21,072.29
Town of Dewey TRI	18831	Thronson Dr Mae West Rd (Termini) Lakewood Blvd (1) (Termini)	Resurfacing	\$150,000.00	\$40,898.64
		Lakewood Blvd (1) Thronson Dr (Termini) Lakewood Blvd (2) (Termini)			
Rusk County CHID	18865	CTH J CTH A (Termini) Towne Ln	Reconstruction	\$555,000.00	\$184,863.20
Town of Strickland TRI	19144	Log Cabin Rd USH 8 Old 14 Rd	Resurfacing	\$210,000.00	\$57,258.09
Town of Flambeau TRIS	19146	Bell School Rd USH 8 (Termini) W Flambeau Ave	Reconditioning	\$585,128.00	\$409,589.60

# Local Roads Improvement Program (LRIP)

## 2024 - 2025 LRIP Project County Report

Municipality Component	Project Number	On Route From Route To Route	Improvement Type	Total Project Cost	Approved Reimbursement Amount
Rusk County CHI	19264	CTH W USH 8 (Break) Slack Rd	Reconditioning	\$370,000.00	\$166,986.62
Rusk County CHIS	19276	CTH D CTH F Sunset Ln	Reconditioning	\$703,000.00	\$230,378.10
Village of Weyerhaeuser MSILT	19320	W Railway St 1st St Old 14 Rd (Termini)	Pavement Replacement	\$171,380.00	\$7,994.55
<b>TOTAL for Rusk County</b>				<b>\$6,316,434.95</b>	<b>\$2,809,106.24</b>
<b>Sauk County</b>					
Village of Prairie Du Sac MSIS	18412	5th St Grand Ave CTH PF (Termini)	Reconstruction	\$1,263,778.00	\$632,500.00
Town of Prairie Du Sac TRI	18481	Von Wald Rd CTH PF (Termini) Prairie Rd	Reconditioning	\$160,137.65	\$25,802.21
Town of Baraboo TRI	18526	Rock Hill Rd CTH W (Termini) Hatchery Rd (Termini)	Reconditioning	\$662,495.00	\$25,802.22
Town of La Valle TRIS	18641	La Valle Rd CTH F (Termini) Eggbrecht Rd	Structure	\$950,000.00	\$665,000.00
		La Valle Rd Eggbrecht Rd Cheyenne Ct			
Village of Spring Green MSIS	18642	E Hoxie St STH 23 S Peterson St (Break)	Reconstruction	\$775,000.00	\$387,500.00
Town of Sumpter TRID	18644	Old Bluff Trl Old Bluff Trl (Termini) CTH C (Termini)	Reconditioning	\$915,000.00	\$454,755.00
Town of Sumpter TRI	18645	Waterbury Rd Old Bluff Trl (Termini) Waterbury Rd (Termini)	Resurfacing	\$36,471.40	\$18,235.70
Town of Delton TRID	18646	Mirror Lake Rd N Reedsburg Rd (Break) STH 33 (Break)	Resurfacing	\$324,000.00	\$161,028.00
Village of Spring Green MSILT	18647	E Jefferson St N Lexington St (Termini) N Worcester St	Pavement Replacement	\$110,000.00	\$29,043.34
		W Jefferson St N Washington St N Lexington St (Termini)			
Town of Spring Green TRID	18648	Rainbow Rd Rainbow Rd (Termini) STH 60 (Termini)	Reconditioning	\$1,250,000.00	\$621,250.00
		Rainbow Rd Rainbow Rd (Termini) STH 60 (Termini)			

# Local Roads Improvement Program (LRIP)

## 2024 - 2025 LRIP Project County Report

Municipality Component	Project Number	On Route From Route To Route	Improvement Type	Total Project Cost	Approved Reimbursement Amount
Town of Spring Green TRI	18649	Porter Rd Kennedy Rd Mercer Rd (Termini)	Resurfacing	\$85,000.00	\$25,802.21
Sauk County CHIS	18665	CTH G Pearl Rd CTH JJ	Reconstruction	\$1,400,000.00	\$445,276.00
Town of Freedom TRI	18747	Freedom Rd CTH PF (Termini) Retgen Rd	Resurfacing	\$133,558.90	\$25,802.21
Village of Plain MSILT	18751	Cedar St STH 23 St Lukes Ave	Reconstruction	\$62,530.67	\$29,043.35
Village of Loganville MSILT	18899	East St Peak Hill Rd (Termini) Badger St	Pavement Replacement	\$78,266.00	\$29,043.34
		Roecker St East St (Termini) Roecker St (Termini)			
Town of La Valle TRI	18995	Martin Ct Termini St Paul Rd (Termini)	Pavement Replacement	\$40,700.00	\$20,350.00
Sauk County CHID	19118	CTH G Pearl Rd CTH JJ	Reconstruction	\$1,400,000.00	\$479,114.00
Village of Rock Springs MSILT	19203	Smythe St Hill St Quarry Rd (Termini)	Reconditioning	\$185,865.00	\$29,043.34
Sauk County CHI	19256	CTH W Commerce Ave STH 136 (Break)	Resurfacing	\$440,000.00	\$218,077.75
Town of La Valle TRI	19317	Crow Ct Martin Ct (Termini) Crow Ct (Termini)	Reconditioning	\$13,925.00	\$5,452.21
Town of Troy TRI	19408	Babington Rd STH 60 (Termini) Fox Rd (Termini)	Resurfacing	\$52,000.00	\$25,802.21
<b>TOTAL for Sauk County</b>				<b>\$10,338,727.62</b>	<b>\$4,353,723.09</b>
<b>Sawyer County</b>					
Village of Radisson MSILT	18677	Scott St Crawford Ave N (Termini) Clark Ave N	Resurfacing	\$30,000.00	\$14,520.96
Town of Hayward TRIS	18685	Bender Rd CTH B (Termini) Chippewa Trl (Termini)	Pavement Replacement	\$489,306.24	\$416,500.00
		Chippewa Trl Bender Rd CTH B (Termini)			
		Wheeler Rd Chippewa Trl (Termini) STH 77 (Termini)			

# Local Roads Improvement Program (LRIP)

## 2024 - 2025 LRIP Project County Report

Municipality Component	Project Number	On Route From Route To Route	Improvement Type	Total Project Cost	Approved Reimbursement Amount
Town of Hunter TRIS	18686	River Rd CTH B (Termini) Fiorelli Rd	Pavement Replacement	\$274,128.00	\$191,889.60
City of Hayward MSIS	18776	Railroad St STH 27 STH 77 (Termini)	Reconstruction	\$2,060,000.00	\$1,030,000.00
Town of Spider Lake TRI	18832	Neumaier Rd STH 77 (Termini) Neumaier Rd (Termini)	Resurfacing	\$142,501.90	\$60,362.88
Town of Hayward TRI	19135	Linden Rd (2) STH 77 (Termini) Geist Rd	Pavement Replacement	\$145,546.75	\$60,362.87
Sawyer County CHIS	19198	CTH W Barker Lake Rd (Termini) Olmstead Rd	Resurfacing	\$618,000.00	\$225,589.48
Sawyer County CHI	19205	CTH W Olmstead Rd STH 70	Resurfacing	\$295,000.00	\$108,596.43
Town of Lenroot TRI	19348	Phipp's Fire Lane Rd Phipps Rd (Termini) Mosquito Brook Rd	Pavement Replacement	\$126,000.00	\$60,362.87
		Totagtic Lake Rd Radloff Rd Lavelette Rd (Termini)			
		Totagtic Lake Rd Radloff Rd Sunset Rd (Termini)			
<b>TOTAL for Sawyer County</b>				<b>\$4,180,482.89</b>	<b>\$2,168,185.09</b>
<b>Shawano County</b>					
Village of Birnamwood MSILT	18438	Field St USH 45 (Termini) Church Rd (Termini)	Reconstruction	\$23,200.00	\$11,600.00
Shawano County CHID	18675	CTH N Maple Rd CTH D (Termini)	Pavement Replacement	\$458,346.01	\$229,173.00
		CTH D Green Meadow Rd CTH N			
		CTH A Mohhe Con Nuck Rd Elm Rd			
Shawano County CHIS	18682	CTH HHH E Green Bay St (Termini) Gumaer Rd	Pavement Replacement	\$1,037,619.05	\$514,572.00
		CTH M Meisner Rd Lenz Rd			
		CTH D Center St N Branch Rd			

# Local Roads Improvement Program (LRIP)

## 2024 - 2025 LRIP Project County Report

Municipality Component	Project Number	On Route From Route To Route	Improvement Type	Total Project Cost	Approved Reimbursement Amount
		CTH M W Lieg Ave (Termini) Redwood Ln			
		CTH MM CTH M (Termini) Poplar Rd			
City of Shawano MSILT	18914	W Pine St S Bartlett St S Smalley St	Pavement Replacement	\$31,500.00	\$12,795.15
City of Shawano MSID	18926	W Lieg Ave CTH MM (Termini) Main St (Termini)	Pavement Replacement	\$817,350.00	\$400,000.00
		E Lieg Ave STH 22 (Termini) S Lincoln St			
Village of Aniwa MSILT	19104	Alma St Termini 2nd St	Pavement Replacement	\$42,000.00	\$12,795.15
		Alma St 2nd St 1st St			
Town of Seneca TRI	19163	Leopolis Rd Swamp Ln CTH G	Pavement Replacement	\$182,000.00	\$42,794.78
Shawano County CHI	19328	CTH M Buss Rd W Range Line Rd	Pavement Replacement	\$350,000.00	\$169,817.52
		CTH D N Branch Rd Water St			
Town of Wittenberg TRI	19375	Nightingale Rd Crossover STH 29 (Break) Ash Ln	Resurfacing	\$85,750.00	\$42,794.75
Town of Angelica TRI	19426	N Lake Sandia Dr Lake Sandia Blvd (Termini) S Lake Sandia Dr (Termini)	Pavement Replacement	\$282,000.00	\$42,794.75
		S Lake Sandia Dr Tranquilo Ct Bueno Vista Ct (Termini)			
		Arroyo Ct Termini N Lake Sandia Dr (Termini)			
		Largo Ln N Lake Sandia Dr (Termini) Wencel St (Termini)			
		Wencel St Largo Ln (Termini) Julius St			

# Local Roads Improvement Program (LRIP)

## 2024 - 2025 LRIP Project County Report

Municipality Component	Project Number	On Route From Route To Route	Improvement Type	Total Project Cost	Approved Reimbursement Amount
		Bueno Vista Ct N Lake Sandia Dr (Termini) Bueno Vista Ct (Termini)			
		La Fuente Ct Bueno Vista Ct (Termini) La Fuente Ct (Termini)			
		Fresa Ct Largo Ln (Termini) Fresa Ct (Termini)			
Town of Wescott TRI	19428	Balsam Row Rd River Rd STH 47 (Termini)	Resurfacing	\$100,000.00	\$42,794.75
Town of Washington TRI	19433	E Crystal St STH 22 (Termini) Crystal Dr	Pavement Replacement	\$45,090.00	\$22,545.00
Shawano County CHID	19477	CTH D Bierman Rd W Woodlawn Rd	Pavement Replacement	\$263,450.00	\$62,611.83
<b>TOTAL for Shawano County</b>				<b>\$3,718,305.06</b>	<b>\$1,607,088.68</b>
<b>Sheboygan County</b>					
City of Sheboygan Falls MSILT	18448	Big Bend Ln CTH PP (Termini) Big Bend Ln (Termini)	Pavement Replacement	\$89,083.68	\$43,288.31
Village of Glenbeulah MSILT	18452	Walnut St Appleton St (Termini) Walnut St (Termini)	Resurfacing	\$15,000.00	\$7,500.00
Town of Sherman TRI	18469	Wilk Ct Country Manor Rd (Termini) Wilk Ct (Termini)	Pavement Replacement	\$30,396.16	\$15,198.08
Town of Rhine TRI	18471	Race Track Rd Garton Rd (Termini) STH 67 (Termini)	Resurfacing	\$158,500.00	\$18,201.46
City of Sheboygan MSIGT	18513	Lincoln Ave N 6th St (Break) N 3rd St	Resurfacing	\$343,500.00	\$107,615.84
Town of Wilson TRI	18536	Wilson-Lima Rd Termini CTH KK	Pavement Replacement	\$210,000.00	\$16,469.12
Sheboygan County CHIS	18628	CTH KK Forest Ave Riverdale Ave	Reconstruction	\$1,873,100.00	\$577,082.05
Town of Herman TRI	18955	Orchard Rd CTH EH (Termini) CTH M	Resurfacing	\$150,931.00	\$17,404.65
Sheboygan County CHI	18959	CTH PP Willow Rd CTH M	Structure	\$710,045.00	\$354,523.45
Village of Cedar Grove MSILT	18961	Wisconsin Ave S 1st St S 2nd St (Termini)	Resurfacing	\$36,000.00	\$14,444.61

# Local Roads Improvement Program (LRIP)

## 2024 - 2025 LRIP Project County Report

Municipality Component	Project Number	On Route From Route To Route	Improvement Type	Total Project Cost	Approved Reimbursement Amount
Town of Lyndon TRI	18966	Circle Dr Termini Silver Sands Rd (Termini)	Pavement Replacement	\$30,000.00	\$13,739.95
Town of Plymouth TRIS	18974	Willow Rd STH 23 (Break) CTH J	Resurfacing	\$529,000.00	\$370,300.00
Sheboygan County CHID	19088	CTH M CTH PP Sumac Rd	Structure	\$890,500.00	\$444,103.90
Village of Howards Grove MSILT	19351	Bittersweet Ln S Wisconsin Dr (Termini) Bittersweet Ln (Termini)	Pavement Replacement	\$340,000.00	\$21,652.63
Town of Greenbush TRI	19425	Spruce St CTH T (Termini) Sugarbush Rd (Termini)	Resurfacing	\$41,515.00	\$20,756.43
<b>TOTAL for Sheboygan County</b>				<b>\$5,447,570.84</b>	<b>\$2,042,280.48</b>
<b>St. Croix County</b>					
City of New Richmond MSIS	18388	Bilmar Ave Paperjack Dr (Termini) E 11th St (Termini)	Reconstruction	\$1,300,000.00	\$650,000.00
City of Hudson MSIS	18406	Vine St Wisconsin St Annabelle Way (1)	Reconstruction	\$1,336,150.00	\$668,075.00
City of New Richmond MSILT	18421	S Dakota Ave W 1st St (Termini) W 4th St	Reconstruction	\$600,000.00	\$20,963.77
Town of Troy TRI	18434	White Oak Dr Gilbert Rd (Termini) White Oak Dr (Termini)	Reconditioning	\$62,999.75	\$14,778.60
Saint Croix County CHI	18718	CTH U USH 12 (Break) CTH A (Termini)	Pavement Replacement	\$717,839.29	\$138,639.95
		CTH A CTH U McCutcheon Rd			
		CTH A McCutcheon Rd Scott Rd			
Town of Erin Prairie TRI	18720	160th St 130th Ave 140th Ave	Reconditioning	\$123,819.70	\$25,293.42
Town of Eau Galle TRI	18721	20th Ave 230th St CTH BB	Reconditioning	\$121,132.93	\$24,790.68
Town of Hudson TRI	18722	Gilbert Rd CTH N (Termini) Northern Lights Trl (Termini)	Reconditioning	\$115,783.00	\$22,286.47
Town of Somerset TRI	18723	55th St 232nd Ave (Termini) 55th St (Termini)	Resurfacing	\$54,000.00	\$8,513.35

# Local Roads Improvement Program (LRIP)

## 2024 - 2025 LRIP Project County Report

Municipality Component	Project Number	On Route From Route To Route	Improvement Type	Total Project Cost	Approved Reimbursement Amount
Town of Springfield TRI	18724	280th St 110th Ave CTH E	Pavement Replacement	\$102,949.43	\$25,042.05
Town of Richmond TRIS	18725	100th St 170th Ave (Termini) CTH A (Break)	Reconditioning	\$2,707,395.00	\$1,895,176.50
City of Hudson MSILT	18737	Green St Eleventh St S (Termini) Green St (Termini)	Reconstruction	\$583,027.00	\$26,386.32
Saint Croix County CHID	18738	CTH E CTH V (1) CTH I	Pavement Replacement	\$454,386.04	\$201,486.54
Town of Troy TRIS	18934	Coulee Trl Forest Rise CTH U	Reconditioning	\$812,015.00	\$568,410.50
Town of Baldwin TRI	19169	110th Ave 260th St 250th St	Pavement Replacement	\$107,533.19	\$25,042.05
Town of Hammond TRI	19170	110th Ave 150th St (Termini) 160th St	Reconditioning	\$124,537.50	\$24,292.68
Village of Baldwin MSILT	19184	9th Ave Termini (Break) Maple St (Break)	Reconstruction	\$803,807.00	\$20,963.78
City of Glenwood City MSILT	19185	Syme Ave Walnut St STH 128 (Termini)	Reconstruction	\$55,500.00	\$20,963.78
Village of North Hudson MSILT	19186	North End Rd N Sand Hill Point Rd N STH 35 (Termini)	Reconstruction	\$92,000.00	\$20,963.77
Saint Croix County CHI	19187	CTH P STH 64 (Termini) CTH Q	Reconditioning	\$520,000.00	\$138,639.96
Village of Star Prairie MSID	19192	Bridge Ave Termini STH 65	Reconstruction	\$468,935.00	\$234,467.50
Saint Croix County CHIS	19208	CTH Q USH 63 (Termini) CTH P	Reconditioning	\$860,000.00	\$575,998.96
Town of Warren TRI	19332	140th St 60th Ave (Termini) 70th Ave	Pavement Replacement	\$122,342.88	\$25,293.41
Village of Hammond MSILT	19416	Broadway St USH 12 170th St (Termini)	Resurfacing	\$71,500.00	\$26,386.31
		Ridgeway St Broadway St Klein Dr (Termini)			
<b>TOTAL for St. Croix County</b>				<b>\$12,317,652.71</b>	<b>\$5,402,855.35</b>
<b>Taylor County</b>					



# Local Roads Improvement Program (LRIP)

## 2024 - 2025 LRIP Project County Report

Municipality Component	Project Number	On Route From Route To Route	Improvement Type	Total Project Cost	Approved Reimbursement Amount
Taylor County CHID	18638	CTH D Spur Rd Federal Forest 113 Rd	Pavement Replacement	\$317,003.08	\$86,052.99
Taylor County CHIS	18639	CTH D Federal Forest 113 Rd CTH N	Pavement Replacement	\$682,441.84	\$246,003.69
Village of Lublin MSILT	18742	Railroad St East St Railroad St (Termini)	Pavement Replacement	\$55,250.00	\$16,787.77
Town of Mckinley TRIS	18744	Spur Rd Hill Creek Rd (Termini) CTH H	Pavement Replacement	\$677,000.00	\$473,900.00
		Hill Creek Rd Spur Rd Spur Rd (Termini)			
Town of Roosevelt TRIS	18746	Diamond Dr CTH F (Break) Lake Dr (Termini)	Pavement Replacement	\$176,601.10	\$158,622.10
		Lake Dr Diamond Dr Lake Dr (Termini)			
City of Medford MSILT	18792	Whelen Ave Industrial Dr E Perkins St (Termini)	Pavement Replacement	\$60,000.00	\$5,000.00
Village of Gilman MSILT	18793	4th Ave N STH 64 (Termini) Davlin St	Pavement Replacement	\$47,656.00	\$8,848.01
Town of Browning TRI	18833	Lekie Dr Center Ave Cowell Ln	Resurfacing	\$70,000.00	\$17,602.00
Town of Goodrich TRI	18834	Lemke Dr Buck Ave STH 64	Resurfacing	\$37,836.20	\$17,602.00
		Buck Ave Lemke Dr (Termini) Mink Dr (Termini)			
Town of Maplehurst TRI	18835	Putnam Dr Bitner Ave CTH A	Pavement Replacement	\$86,186.80	\$17,602.00
Town of Roosevelt TRI	18836	Shiner Dr 7th Ave 6th Ave	Resurfacing	\$30,400.00	\$15,200.00
Town of Taft TRI	18893	County Line Dr Meridian Dr (Termini) Birch Ln	Resurfacing	\$72,510.28	\$17,602.00
Town of Medford TRID	18911	Perkinstown Ave CTH E (Termini) CTH Q (Termini)	Pavement Replacement	\$791,608.00	\$393,429.18

# Local Roads Improvement Program (LRIP)

## 2024 - 2025 LRIP Project County Report

Municipality Component	Project Number	On Route From Route To Route	Improvement Type	Total Project Cost	Approved Reimbursement Amount
Town of Medford TRI	18920	Correction Ln STH 13 (Termini) Crane Dr	Resurfacing	\$167,000.00	\$17,602.01
Town of Deer Creek TRI	19009	Apple Ave Crane Dr (Termini) Robin Dr	Resurfacing	\$82,000.00	\$25,010.56
Taylor County CHI	19095	CTH V CTH H STH 73 (Termini)	Pavement Replacement	\$758,366.00	\$118,423.62
Town of Hammel TRI	19349	Division Dr CTH O (Termini) STH 64 (Break)	Resurfacing	\$45,700.00	\$17,602.00
		Division Dr STH 64 (Break) Sawyer Ave			
Town of Little Black TRI	19350	Castle Dr CTH A Pine Ave	Reconstruction	\$64,772.89	\$25,010.57
Town of Westboro TRI	19415	Fawn Ave Chelsea Ave Zimmerman Rd	Resurfacing	\$98,000.00	\$17,602.00
<b>TOTAL for Taylor County</b>				<b>\$4,320,332.19</b>	<b>\$1,695,502.50</b>
<b>Trempealeau County</b>					
Town of Preston TRI	18763	Irvins Coulee Rd Carsten Rd (Termini) CTH D (Termini)	Resurfacing	\$60,000.00	\$30,000.00
Town of Trempealeau TRI	18764	Park Rd Lehmann Rd Pine St (Termini)	Resurfacing	\$347,000.00	\$31,922.60
Town of Arcadia TRIS	18765	Myers Valley Rd Haines Ln CTH G (Termini)	Reconditioning	\$796,611.00	\$557,627.70
Town of Chimney Rock TRI	19215	Baumgarten Ln STH 93 (Termini) Baumgarten Ln (Termini)	Resurfacing	\$118,240.00	\$47,387.21
Town of Unity TRI	19355	Semingson Rd Moe Valley Rd (Termini) Erickson Rd (Termini)	Resurfacing	\$40,017.88	\$20,000.00
Trempealeau County CHIS	19369	CTH D Dopp Rd Simonson Ln	Reconditioning	\$1,608,656.00	\$314,989.36
Trempealeau County CHID	19370	CTH X CTH XX Dubiel Ln	Reconditioning	\$990,000.00	\$110,184.43
Village of Trempealeau MSILT	19386	Spring St 1st St (Termini) 2nd St (Termini)	Pavement Replacement	\$50,000.00	\$25,000.00
Town of Arcadia TRI	19387	Rainey Valley Rd (2) CTH A (Termini) Rumpel Ln	Reconditioning	\$40,000.00	\$20,000.00

# Local Roads Improvement Program (LRIP)

## 2024 - 2025 LRIP Project County Report

Municipality Component	Project Number	On Route From Route To Route	Improvement Type	Total Project Cost	Approved Reimbursement Amount
Village of Ettrick MSILT	19390	Jackson St E 2nd St (Termini) School St	Pavement Replacement	\$60,000.00	\$25,595.60
Trempealeau County CHI	19393	CTH D Judd St CTH DD	Reconditioning	\$1,022,591.00	\$151,632.60
<b>TOTAL for Trempealeau County</b>				<b>\$5,133,115.88</b>	<b>\$1,334,339.50</b>
<b>Vernon County</b>					
Town of Bergen TRID	18430	Hunder Coulee Rd STH 162 (Termini) CTH O (Termini)	Resurfacing	\$100,000.00	\$49,700.00
Village of La Farge MSILT	18517	North St N Mill St (Termini) Gold St	Reconstruction	\$35,000.00	\$17,500.00
Town of Forest TRIS	18562	Sawdust Ave CTH P (Termini) Valley Ave (Termini)	Structure	\$450,000.00	\$315,000.00
		Valley Ave CTH P Sawdust Ave			
Town of Whitestown TRI	18581	Sunset Dr Sandhill Rd (2) (Termini) Sunset Dr (Termini)	Resurfacing	\$98,577.00	\$39,085.71
		Spohn Rd Dobbs Valley Rd Spohn Rd (Termini)			
Town of Christiana TRID	18735	Saugstad Rd Saugstad Rd (Termini) Norse Dr	Resurfacing	\$210,000.00	\$104,370.00
City of Viroqua MSILT	18924	Main St (2) USH 14 (Termini) Fs Dr (Termini)	Resurfacing	\$53,375.00	\$23,912.24
City of Viroqua MSIS	18965	Center Ave Parkinson St Decker St	Reconstruction	\$1,865,315.00	\$932,657.50
		Center Ave Decker St E South St			
		Court St USH 14 Center Ave			
		Jefferson St USH 14 Center Ave			
		Jefferson St Center Ave Rusk Ave			
		Terhune St USH 14 Center Ave			

# Local Roads Improvement Program (LRIP)

## 2024 - 2025 LRIP Project County Report

Municipality Component	Project Number	On Route From Route To Route	Improvement Type	Total Project Cost	Approved Reimbursement Amount
		Terhune St Center Ave Washington Ave			
Vernon County CHID	19157	CTH V CTH F (Break) Osseo Rd (Termini)	Pavement Replacement	\$538,500.00	\$77,550.64
Vernon County CHI	19400	CTH SS USH 14 Pea Vine Rd	Resurfacing	\$660,680.16	\$149,603.86
Town of Forest TRI	19407	Burr Salem Rd Winchel Valley Rd (Termini) Scenic Dr	Resurfacing	\$182,000.00	\$90,535.71
		Burr Salem Rd Scenic Dr Valley Ave			
Town of Franklin TRIS	19411	Hinkst Hollow Rd Tainter Hollow Rd (Termini) Riley Rd (Termini)	Resurfacing	\$331,760.00	\$220,017.23
Town of Hamburg TRI	19417	King Hill Rd Wing Hollow Rd (Termini) CTH K (Termini)	Resurfacing	\$102,900.00	\$51,450.00
		Myhre Ln Schlicht Rd (Termini) Myhre Ln (Termini)			
		Stoddard Rd N STH 162 (Termini) Cedar Valley Rd (Termini)			
		Humfeld Ln Schlicht Rd (Termini) Humfeld Ln (Termini)			
		Schlicht Rd Hohlfeld Rd (Termini) Carriage Dr (Termini)			
		Williams Ln CTH KK (Termini) Williams Ln (Termini)			
<b>TOTAL for Vernon County</b>				<b>\$4,628,107.16</b>	<b>\$2,071,382.89</b>
<b>Vilas County</b>					
Town of Manitowish Waters TRI	18603	E Circle Lily Rd Circle Lilly Rd (Termini) E Circle Lily Rd (Termini)	Reconditioning	\$140,000.00	\$27,294.63
Town of Winchester TRI	18617	Old Hwy O Agony Point Rd W Bay Rd	Pavement Replacement	\$183,400.20	\$27,294.63
		Old Hwy O Townsite Rd Harvey Lake Rd			
		Old Hwy O Harvey Lake Rd Agony Point Rd			

# Local Roads Improvement Program (LRIP)

## 2024 - 2025 LRIP Project County Report

Municipality Component	Project Number	On Route From Route To Route	Improvement Type	Total Project Cost	Approved Reimbursement Amount
		Townsite Rd Bruette Rd Old Hwy O (Termini)			
City of Eagle River MSID	18657	E Silver Lake Rd N Silver Lake Rd (Termini) E Silver Lake Rd (Termini)	Reconstruction	\$641,942.65	\$320,971.32
Town of Boulder Junction TRIS	18676	High Lake Rd Fishtrap Lake Rd Ridge Ln	Resurfacing	\$780,000.00	\$546,000.00
		Ridge Ln High Lake Rd (Termini) Ridge Ln (Termini)			
Town of Saint Germain TRI	18864	Juve Rd Muskelunge Creek Rd Birchwood Dr (Termini)	Resurfacing	\$94,295.92	\$27,294.63
Town of Lac Du Flambeau TRI	19070	Paradise Bay Ln Termini CTH F (Termini)	Reconditioning	\$59,169.60	\$27,294.63
Town of Lincoln TRID	19079	Sundstein Rd (1) W Tamarack St (Termini) Sunstein Rd (Termini)	Reconditioning	\$950,000.00	\$472,150.00
		Sundstein Rd (1) W Tamarack St (Termini) Sunstein Rd (Termini)			
		Sundstein Rd (1) W Tamarack St (Termini) Sunstein Rd (Termini)			
		Sundstein Rd (1) W Tamarack St (Termini) Sunstein Rd (Termini)			
		Sundstein Rd (1) W Tamarack St (Termini) Sunstein Rd (Termini)			
		Sundstein Rd (1) W Tamarack St (Termini) Sunstein Rd (Termini)			
		Sundstein Rd (1) W Tamarack St (Termini) Sunstein Rd (Termini)			
City of Eagle River MSILT	19120	N Birch St E Spruce St (Termini) E Maple St	Pavement Replacement	\$98,588.00	\$7,985.55
Town of Boulder Junction TRI	19130	Allen Rd CTH M (Termini) High Lake Rd (Termini)	Resurfacing	\$137,000.00	\$27,294.63
Vilas County CHIS	19177	CTH W CTH K CTH P	Reconditioning	\$3,942,046.86	\$216,516.76

# Local Roads Improvement Program (LRIP)

## 2024 - 2025 LRIP Project County Report

Municipality Component	Project Number	On Route From Route To Route	Improvement Type	Total Project Cost	Approved Reimbursement Amount
Vilas County CHI	19183	CTH K Old K Rd W Buckatabon Rd (2)	Reconditioning	\$1,436,905.00	\$108,773.67
Town of Presque Isle TRI	19199	Viola Ln Crab Lake Rd (Termini) Eagle Tree Rd	Reconditioning	\$225,000.00	\$27,294.63
<b>TOTAL for Vilas County</b>				<b>\$8,688,348.23</b>	<b>\$1,836,165.08</b>
<b>Walworth County</b>					
Village of Fontana MSILT	18415	Fontana Ave S Main St (Termini) Mill St (Termini)	Reconstruction	\$545,000.00	\$29,099.17
Town of Whitewater TRI	18420	Krahn Dr Krahn Dr (Termini) Richmond-Whitewater Town Line Rd (Termini)	Resurfacing	\$40,000.00	\$17,143.79
Town of Lyons TRI	18422	Warren Rd Knob Rd (Termini) Walburg Rd	Resurfacing	\$160,000.00	\$17,143.78
Town of Delavan TRI	18423	Town Hall Rd Theatre Rd STH 67 (Termini)	Pavement Replacement	\$55,000.00	\$17,143.79
City of Delavan MSILT	18449	Bowers Blvd E Geneva St (Termini) Phoenix St	Pavement Replacement	\$90,000.00	\$29,099.17
Town of Sharon TRI	18478	Tremaine Rd CTH X (Termini) Clinton St (Termini)	Resurfacing	\$104,000.00	\$17,143.78
Town of Troy TRI	18500	Nicky Ct (1) CTH ES (Termini) Nicky Ct (2) (Termini)	Resurfacing	\$64,013.00	\$17,143.79
		Cody Ln Nicky Ct (1) (Termini) Cody Ln (Termini)			
		Nicky Ct (2) Nicky Ct (1) (Termini) Nicky Ct (1) (Termini)			
Town of Bloomfield TRI	18503	West Side Rd CTH B (Termini) STH 120 (Termini)	Resurfacing	\$125,956.57	\$17,143.79
Town of Walworth TRIS	18547	Six Corners Rd Beloit Rd USH 14	Reconditioning	\$1,164,000.00	\$814,800.00
Village of Bloomfield MSILT	18550	Circle Dr N Circle Dr (Termini) Highland Dr (Termini)	Resurfacing	\$220,091.03	\$29,099.17
		N Circle Dr Circle Dr (Termini) Tombeau Rd (Termini)			

# Local Roads Improvement Program (LRIP)

## 2024 - 2025 LRIP Project County Report

Municipality Component	Project Number	On Route From Route To Route	Improvement Type	Total Project Cost	Approved Reimbursement Amount
		Highland Dr Tombeau Rd (Termini) N Circle Dr (Termini)			
		Tombeau Rd Nippersink Rd 97th St			
Town of Richmond TRI	18580	Garden Terrace Rd CTH A (Termini) Garden Terrace Rd (Termini)	Resurfacing	\$46,920.00	\$17,143.78
Town of Linn TRI	18596	Hilltop Dr Hillside Rd (Termini) S Lake Shore Dr	Resurfacing	\$109,457.95	\$17,143.79
		Bluebird Dr Termini Hilltop Dr (Termini)			
Walworth County CHIS	18908	CTH C STH 67 CTH X (Break)	Pavement Replacement	\$3,132,600.00	\$691,502.60
Walworth County CHI	18950	CTH H USH 12 Young Rd (Termini)	Resurfacing	\$1,952,160.00	\$245,996.50
Village of Sharon MSID	19020	Park Ave STH 67 (Termini) Old Factory Rd (Termini)	Pavement Replacement	\$1,655,000.00	\$400,000.00
		Old Factory Rd Old Factory Rd (Termini) Old Factory Rd (Termini)			
City of Elkhorn MSILT	19030	E Jefferson St N Lincoln St E Jefferson St (Termini)	Reconstruction	\$316,143.47	\$29,099.17
Walworth County CHID	19275	CTH H USH 12 Young Rd (Termini)	Resurfacing	\$1,952,160.00	\$241,890.13
Village of Sharon MSILT	19429	Garden St North St (Break) Plain St	Resurfacing	\$61,000.00	\$29,099.17
		Seymour St Walworth St Plain St			
Village of Darien MSILT	19439	Wildwood Dr Sweet Rd (Termini) Lucas Ln (Termini)	Reconstruction	\$103,540.00	\$29,099.17
<b>TOTAL for Walworth County</b>				<b>\$11,897,042.02</b>	<b>\$2,705,934.54</b>
<b>Washburn County</b>					
Town of Casey TRI	18401	McKinley Lake Rd Island Lake Rd (Termini) Pair-O-Lakes Rd (Termini)	Pavement Replacement	\$127,301.94	\$14,206.86
Town of Bashaw TRIS	18688	Sand Rd Sunset Dr Spring Lake Rd (Termini)	Pavement Replacement	\$453,934.62	\$346,500.00

# Local Roads Improvement Program (LRIP)

## 2024 - 2025 LRIP Project County Report

Municipality Component	Project Number	On Route From Route To Route	Improvement Type	Total Project Cost	Approved Reimbursement Amount
Town of Crystal TRID	18689	8th St CTH A (Termini) 5th Ave	Pavement Replacement	\$381,400.00	\$190,700.00
Washburn County CHI	18752	CTH B Todd Park Rd Belvidere Rd	Reconditioning	\$315,675.00	\$96,005.31
Washburn County CHIS	18753	CTH B Belvidere Rd STH 70 (Break)	Reconditioning	\$546,825.00	\$199,433.71
City of Spooner MSILT	18795	Peck St Elm St (Termini) Summit St (Termini)	Pavement Replacement	\$38,504.91	\$18,993.25
Town of Bass Lake TRI	18839	Larson Rd CTH E (Termini) Fire Ln Rd	Reconditioning	\$85,687.01	\$14,206.86
		Larson Rd CTH E (Termini) Fire Ln Rd			
Town of Crystal TRI	18840	8th St CTH A (Termini) 4th Ave	Pavement Replacement	\$52,500.00	\$14,206.86
Town of Evergreen TRI	18841	Greenfield Rd Jellen Rd (Termini) Carlton Rd	Resurfacing	\$90,000.00	\$14,206.86
Town of Madge TRI	18842	Todd Rd Cook Rd Harmon Lake Rd (Termini)	Resurfacing	\$52,548.87	\$14,206.86
Town of Minong TRI	18843	Misty Bog Rd Nancy Lake Rd (Termini) Bridge Rd (Termini)	Resurfacing	\$65,000.00	\$14,206.86
Town of Sarona TRI	18844	Silo Rd School House Rd (Termini) Silo Rd (Termini)	Pavement Replacement	\$59,128.80	\$14,206.86
Town of Spooner TRI	18845	Ojibwa Rd Spooners Lake Rd (Termini) USH 53 (Break)	Pavement Replacement	\$36,548.93	\$14,206.86
Town of Springbrook TRI	18846	Edgerton Rd 5th St (Termini) CTH E	Pavement Replacement	\$38,916.58	\$14,206.86
Town of Bashaw TRI	18890	Sand Rd Spring Lake Rd (Termini) Sunset Dr	Pavement Replacement	\$242,381.05	\$14,206.86
Town of Trego TRI	18912	Pair O Lakes Rd CTH E (Termini) Bushey Rd	Reconditioning	\$110,000.00	\$14,206.86
City of Spooner MSIS	19168	Pioneer Dr Dur-A-Bilt Rd (Termini) Bay Ave (Termini)	Pavement Replacement	\$452,408.00	\$226,204.00



# Local Roads Improvement Program (LRIP)

## 2024 - 2025 LRIP Project County Report

Municipality Component	Project Number	On Route From Route To Route	Improvement Type	Total Project Cost	Approved Reimbursement Amount
		W Beaver Brook Ave USH 63 Pioneer Dr (Break)			
Village of Birchwood MSILT	19322	Main St Balsam Ave Cedar Ave	Pavement Replacement	\$53,500.00	\$5,000.00
<b>TOTAL for Washburn County</b>				<b>\$3,202,260.71</b>	<b>\$1,239,111.73</b>
<b>Washington County</b>					
Town of Wayne TRI	18436	Townline Rd CTH D (Break) Beaver Dam Rd (Termini)	Resurfacing	\$40,000.00	\$17,531.40
Town of West Bend TRI	18707	Gonring Dr STH 144 (Termini) Gonring Dr (Termini)	Resurfacing	\$52,500.00	\$17,531.40
Town of West Bend TRIS	18708	Scenic Dr Wheat Ridge Ln Paradise Dr (Break)	Resurfacing	\$441,597.75	\$309,118.43
Village of Germantown MSIGT	18748	Squire Dr Mequon Rd (Break) Main St (Termini)	Resurfacing	\$228,600.00	\$62,327.41
City of Hartford MSILT	18762	N Wilson Ave Crossover STH 60 (Termini) Riverbend Dr	Reconditioning	\$96,000.00	\$46,974.00
Town of Jackson TRI	18774	Sherman Rd CTH M Elm Rd (Termini)	Reconstruction	\$268,515.00	\$17,531.40
Town of Germantown TRI	18861	Marquette Rd Shadow Ln (Termini) Marquette Rd (Termini)	Reconditioning	\$125,000.00	\$17,531.40
		Hilltop Ct Termini Hilltop Ct (Termini)			
Village of Germantown MSIS	18885	Maple Rd STH 175 (Termini) Fawn Ln	Reconstruction	\$465,000.00	\$232,500.00
Town of Addison TRI	19091	Hillcrest Dr Wildlife Rd Hillcrest Dr (Break)	Resurfacing	\$78,323.00	\$17,531.40
Town of Farmington TRID	19202	River Rd CTH M (Termini) Riverside Rd (Termini)	Reconstruction	\$1,431,866.00	\$711,637.40
City of Hartford MSID	19216	N Wacker Dr W Wisconsin St Crossover STH 60 (Termini)	Reconditioning	\$450,000.00	\$225,000.00
Washington County CHI	19236	CTH M Pioneer Rd STH 60	Reconstruction	\$5,756,000.00	\$292,587.90
Washington County CHID	19237	CTH M Pioneer Rd STH 60	Reconstruction	\$5,756,000.00	\$250,995.16

# Local Roads Improvement Program (LRIP)

## 2024 - 2025 LRIP Project County Report

Municipality Component	Project Number	On Route From Route To Route	Improvement Type	Total Project Cost	Approved Reimbursement Amount
Washington County CHIS	19238	CTH P STH 60 (Break) Sherman Rd	Reconstruction	\$1,596,000.00	\$717,531.53
Village of Slinger MSILT	19339	Glen Hill Dr STH 175 (Termini) Glen Hill Dr (Termini)	Reconstruction	\$2,105,000.00	\$46,974.00
		Glen View Ln Glen Hill Dr (Termini) Glen View Ln (Termini)			
		Glen View Ct N Glen View Ln (Termini) Glen View Ct N (Termini)			
		Glen View Ct S Glen View Ln (Termini) Glen View Ct S (Termini)			
Town of Farmington TRI	19356	Scenic Dr Paradise Rd N (Break) Maple Tree Rd	Reconditioning	\$180,000.00	\$17,531.40
City of West Bend MSIGT	19446	Kilbourn St S Main St (Termini) Indiana Ave	Reconstruction	\$1,000,285.00	\$72,562.03
<b>TOTAL for Washington County</b>				<b>\$20,070,686.75</b>	<b>\$3,073,396.26</b>
<b>Waukesha County</b>					
Village of Hartland MSILT	18441	River Reserve Dr Lindenwood Dr North Shore Dr	Pavement Replacement	\$961,175.00	\$30,934.31
		Woods Dr Termini River Reserve Dr (Termini)			
		Long Meadow Dr Woods Dr (Termini) River Reserve Dr (Termini)			
		Trails Edge Ct Termini River Reserve Dr (Termini)			
City of Brookfield MSIGT	18459	Beverly Hills Dr Brookfield Rd (Termini) Arroyo Rd (Termini)	Pavement Replacement	\$457,049.26	\$117,117.14
		Mountain Dr Beverly Hills Dr (Termini) Logan Dr			
		Wilshire Rd Beverly Hills Dr (Termini) Logan Dr (Termini)			
		Arroyo Rd Beverly Hills Dr (Termini) Logan Dr			
		Logan Dr Mountain Dr (Termini) Arroyo Rd (Termini)			

# Local Roads Improvement Program (LRIP)

## 2024 - 2025 LRIP Project County Report

Municipality Component	Project Number	On Route From Route To Route	Improvement Type	Total Project Cost	Approved Reimbursement Amount
Village of Menomonee Falls MSIGT	18460	Elm Ln Valley View Dr STH 175 (Break)	Pavement Replacement	\$273,380.00	\$105,749.81
		Elm Ln Termini Valley View Dr			
		Hilltop Dr Menomonee Manor Dr Elm Ln (Termini)			
Town of Oconomowoc TRI	18494	Road P Wisconsin Ave (1) (Termini) Road P (Termini)	Pavement Replacement	\$202,500.00	\$21,002.92
City of Oconomowoc MSILT	18504	Marymere Dr Summit Ave (Termini) Marymere Dr (Termini)	Reconditioning	\$450,000.00	\$30,934.31
		Crest Rd Summit Ave (Termini) Wood Dr (Termini)			
		Wood Dr Summit Ave (Termini) Marymere Dr (Termini)			
		Wildwood Pl Marymere Dr (Termini) Maple Ln (Termini)			
Waukesha County CHI	18528	CTH JJ CTH T (Break) Silvernail Rd	Resurfacing	\$965,364.90	\$417,706.08
		CTH ZC CTH ZZ (Termini) CTH CI (Break)			
		CTH JJ Silvernail Rd CTH J			
Town of Merton TRI	18534	Tamron Dr Dorn Rd (Termini) Tamron Ln (Termini)	Pavement Replacement	\$345,413.16	\$21,002.92
		Tamron Ln Termini Tamron Ln (Termini)			
		Tamron Ct Tamron Ln (Termini) Tamron Ct (Termini)			
		Ridgeview Ln Tamron Ln (Termini) Ridgeview Ln (Termini)			
		Ridgeview Ct Ridgeview Ln (Termini) Ridgeview Ct (Termini)			

# Local Roads Improvement Program (LRIP)

## 2024 - 2025 LRIP Project County Report

Municipality Component	Project Number	On Route From Route To Route	Improvement Type	Total Project Cost	Approved Reimbursement Amount
		Ridgeview Dr Ridgeview Ln (Termini) Hartling Rd (Termini)			
Waukesha County CHID	18538	CTH G CTH SS Maple St	Resurfacing	\$725,066.00	\$333,708.17
		CTH P Lisbon Rd Snyder Ln			
Village of Wales MSILT	18555	Herford Dr Bron Derw Dr (Termini) Pebble Creek Pass (Termini)	Pavement Replacement	\$194,900.00	\$30,934.31
Town of Mukwonago TRID	18569	Sugden Rd CTH EE CTH I	Reconditioning	\$1,305,590.00	\$648,878.23
Village of Summit MSILT	18589	S Waterville Rd USH 18 Rustic Road 86 (Termini)	Resurfacing	\$92,455.00	\$30,934.31
Village of Big Bend MSILT	18595	Wynn Dr Bronk Dr (Termini) Edgewood Ave (Termini)	Reconstruction	\$384,987.90	\$30,934.31
Village of Merton MSILT	18915	Winzer Rd CTH VV (Termini) Dorn Rd (Termini)	Pavement Replacement	\$157,000.00	\$30,934.31
Town of Brookfield TRIS	18942	Davidson Rd Springdale Rd S Barker Rd	Reconditioning	\$2,458,000.00	\$1,720,600.00
Town of Genesee TRI	19006	Old Village Rd STH 83 Dable Rd (Termini)	Resurfacing	\$204,875.84	\$21,002.92
City of Pewaukee MSILT	19010	Greenhill Dr Yench Rd (Termini) Greenhill Ct	Pavement Replacement	\$1,176,400.00	\$30,934.31
		Greenhill Dr Greenhill Ct Greenhill Dr (Termini)			
		Greenhill Ct Greenhill Dr (Termini) Greenhill Ct (Termini)			
		Yench Rd CTH JK (Termini) Yench Rd (Break)			
Waukesha County CHI	19022	CTH E CTH LO CTH EE	Resurfacing	\$1,028,910.60	\$417,706.09
Waukesha County CHID	19024	CTH B STH 67 (Break) Mill Rd (Termini)	Resurfacing	\$676,539.45	\$333,708.18

# Local Roads Improvement Program (LRIP)

## 2024 - 2025 LRIP Project County Report

Municipality Component	Project Number	On Route From Route To Route	Improvement Type	Total Project Cost	Approved Reimbursement Amount
City of Oconomowoc MSIS	19032	N Lapham St E Lisbon Rd Lake Bluff Dr	Reconstruction	\$1,200,000.00	\$600,000.00
City of Delafield MSILT	19044	Nagawicka Rd E STH 83 (Termini) Weber Ct (Termini)	Pavement Replacement	\$250,300.00	\$30,934.31
City of Brookfield MSIS	19055	Davidson Rd E Ravenswood Hills Cir Poplar Creek Dr (Termini)	Reconditioning	\$250,000.00	\$125,000.00
Town of Ottawa TRI	19084	Parry Rd STH 67 (Termini) Waterville Rd (Termini)	Resurfacing	\$115,000.00	\$21,002.93
Village of North Prairie MSILT	19085	Ferris Dr Morrissey Dr (Termini) Ferris Dr (Termini)	Resurfacing	\$246,784.00	\$30,934.31
Waukesha County CHIS	19188	CTH K CTH MD Shasta Dr	Resurfacing	\$2,177,460.00	\$1,907,974.16
Village of Sussex MSILT	19296	Berrywood Ct Habitat Dr (Termini) Berrywood Ct (Termini)	Resurfacing	\$193,835.74	\$30,934.31
		Chestnut Ct Habitat Dr (Termini) Chestnut Ct (Termini)			
		Cranberry Ct Habitat Dr (Termini) Cranberry Ct (Termini)			
		Habitat Ct Habitat Dr (Termini) Habitat Ct (Termini)			
City of New Berlin MSIGT	19299	Benfield Ct Termini Sunbury Rd (Termini)	Resurfacing	\$440,100.00	\$108,797.38
		Karrington Ln Preston Ln (Termini) College Ave (Termini)			
		Kelton Ln Termini Karrington Ln (Termini)			
		Kelton Ct Termini Karrington Ln (Termini)			
		Pembrook Ct Termini Karrington Ln (Termini)			
		Sunbury Rd Benfield Ct Preston Ln (Termini)			

# Local Roads Improvement Program (LRIP)

## 2024 - 2025 LRIP Project County Report

Municipality Component	Project Number	On Route From Route To Route	Improvement Type	Total Project Cost	Approved Reimbursement Amount
		Sunbury Rd Karrington Ln (Termini) Benfield Ct			
		Tremaine Ln Termini Karrington Ln (Termini)			
		Preston Ln Pembroke Ct (Termini) Sunbury Rd (Termini)			
Town of Delafield TRI	19379	Golf Hills Dr Maple Ave (Termini) Longview Ct	Resurfacing	\$129,400.00	\$21,002.92
City of Waukesha MSIGT	19405	Fox River Pkwy Fox Point Dr Market Pl	Resurfacing	\$783,917.75	\$147,635.38
		School Dr Fox River Pkwy (Termini) Haymarket Rd			
		Fox Point Dr Fox River Pkwy (Termini) Wisteria Ln (Termini)			
City of Muskego MSIGT	19424	Weatherwood Cir Ryan Dr (Termini) Weatherwood Cir (Termini)	Pavement Replacement	\$176,000.00	\$70,375.75
		Weatherwood Ct Termini Weatherwood Cir (Termini)			
Village of Elm Grove MSILT	19427	Highland Dr Club Dr Highland Dr (Termini)	Resurfacing	\$444,875.44	\$30,934.34
		Fairhaven Blvd Watertown Plank Rd (Termini) Elmhurst Pkwy			
		Lone Tree Rd W Watertown Plank Rd (Termini) Terrace Ct			
City of Waukesha MSIS	19450	N University Dr Northview Rd Summit Ave	Reconstruction	\$3,920,000.00	\$1,555,000.00
Village of Butler MSILT	19495	125th St N Hampton Ave Courtland Ave W	Pavement Replacement	\$237,911.50	\$30,934.31
		126th St Hampton Ave Courtland Ave W			
<b>TOTAL for Waukesha County</b>				<b>\$22,625,191.54</b>	<b>\$9,086,182.73</b>
<b>Waupaca County</b>					
Waupaca County CHIS	18490	CTH O Mountain Lake Rd (2) CTH N	Reconstruction	\$513,484.77	\$462,136.29

# Local Roads Improvement Program (LRIP)

## 2024 - 2025 LRIP Project County Report

Municipality Component	Project Number	On Route From Route To Route	Improvement Type	Total Project Cost	Approved Reimbursement Amount
Waupaca County CHID	18505	CTH G Aasen Rd Carper Rd	Pavement Replacement	\$361,258.00	\$145,892.44
Town of Dupont TRI	18529	Quarter Line Rd STH 110 (Termini) Neitzke Rd	Reconditioning	\$169,000.00	\$55,247.81
Village of Iola MSILT	18573	King Olav Dr Blaine St (Termini) Grove St (Termini)	Pavement Replacement	\$62,077.00	\$24,732.37
Town of Matteson TRID	18907	Lake Rd CTH C (Termini) Hunting Rd (Termini)	Reconditioning	\$350,000.00	\$173,950.00
City of New London MSILT	18967	North St Lyon St Avon St	Pavement Replacement	\$111,216.00	\$55,608.00
City of Waupaca MSIS	18975	W Fulton St N Main St N Harrison St	Reconstruction	\$4,154,386.50	\$2,077,193.25
Town of Dayton TRI	18990	Hudziak Rd West Rd (Termini) Hudziak Rd (Termini)	Pavement Replacement	\$115,000.00	\$55,247.80
Town of Bear Creek TRIS	18998	Bear Creek Rd Beaver Creek Rd (Termini) CTH T	Reconditioning	\$380,150.00	\$178,517.50
Waupaca County CHI	18999	CTH OO CTH E (Termini) STH 110 (Break)	Reconstruction	\$707,639.00	\$202,269.47
Town of Bear Creek TRI	19002	Pleasant View Rd STH 22 (Termini) Blueberry Rd (Termini)	Reconditioning	\$112,500.00	\$55,247.80
Town of Larrabee TRIS	19034	Brandy Creek Rd CTH C Brandy Creek Rd (Termini)	Reconstruction	\$676,139.00	\$473,297.30
<b>TOTAL for Waupaca County</b>				<b>\$7,712,850.27</b>	<b>\$3,959,340.03</b>
<b>Waushara County</b>					
Town of Plainfield TRI	18779	6th Ave Pine St N (Break) Akron Ave (Termini)	Pavement Replacement	\$114,300.00	\$27,209.83
Town of Dakota TRI	18780	Czech Ct STH 22 15th Ln	Pavement Replacement	\$55,700.00	\$27,209.84
Town of Plainfield TRIS	19223	3rd Dr Archer Ave (Termini) STH 73	Pavement Replacement	\$350,000.00	\$245,000.00
Town of Rose TRI	19224	Akron Dr 14th Ct (Termini) CTH AA (Break)	Pavement Replacement	\$74,250.00	\$27,209.83
Town of Warren TRI	19225	31st Ave STH 21 (Termini) Cottonville Ct (Termini)	Pavement Replacement	\$105,000.00	\$27,209.83

# Local Roads Improvement Program (LRIP)

## 2024 - 2025 LRIP Project County Report

Municipality Component	Project Number	On Route From Route To Route	Improvement Type	Total Project Cost	Approved Reimbursement Amount
Waushara County CHIS	19263	CTH Q CTH E (Termini) STH 49 (Termini)	Pavement Replacement	\$1,085,000.00	\$244,813.54
Waushara County CHI	19268	CTH JJ CTH B CTH Y	Pavement Replacement	\$580,000.00	\$154,992.72
Town of Coloma TRI	19359	Cottonville Ave 6th Ave CTH GG (Termini)	Pavement Replacement	\$74,250.00	\$27,209.83
Village of Redgranite MSILT	19404	Dedrick St STH 21 (Termini) North St (Termini)	Pavement Replacement	\$92,355.00	\$26,961.24
		North St Pine River St (Termini) Dedrick St (Termini)			
		Franklin St Pine River St (Break) Dedrick St (Termini)			
		Lafayette St Pine River St (Termini) Lafayette St (Termini)			
<b>TOTAL for Waushara County</b>				<b>\$2,530,855.00</b>	<b>\$807,816.66</b>
<b>Winnebago County</b>					
Town of Clayton TRI	18462	Oakwood Ave Shady Ln W Winnegamie Dr (Termini)	Pavement Replacement	\$110,000.00	\$53,661.78
Town of Oshkosh TRIS	18556	Plummers Point Rd Termini Indian Point Rd (1)	Reconditioning	\$306,427.37	\$251,027.74
City of Neenah MSIGT	18611	Quarry Ln Higgins Ave (Termini) Reed St (Termini)	Pavement Replacement	\$500,000.00	\$65,936.50
Winnebago County CHID	18629	CTH MM CTH II (Termini) Richter Ln	Reconditioning	\$818,291.35	\$409,145.67
Town of Neenah TRID	18878	Oak Ridge Rd (1) CTH CB (1) (Break) Main St (Termini)	Reconstruction	\$3,510,000.00	\$1,744,470.00
Winnebago County CHIS	19122	CTH E CTH FF STH 116 (Break)	Reconditioning	\$1,008,000.00	\$577,082.05
Winnebago County CHI	19401	CTH E N Oakwood Rd CTH FF	Reconditioning	\$842,240.00	\$366,904.74
City of Oshkosh MSIGT	19475	Ohio St W South Park Ave (Termini) W 17th Ave	Reconstruction	\$2,467,100.00	\$142,745.11
Town of Oshkosh TRI	19479	Hickory Ln E Murdock Ave (Termini) Hickory Ln (Termini)	Pavement Replacement	\$91,000.00	\$45,358.00



# Local Roads Improvement Program (LRIP)

## 2024 - 2025 LRIP Project County Report

Municipality Component	Project Number	On Route From Route To Route	Improvement Type	Total Project Cost	Approved Reimbursement Amount
<b>TOTAL for Winnebago County</b>				<b>\$9,653,058.72</b>	<b>\$3,656,331.59</b>
<b>Wood County</b>					
City of Marshfield MSILT	18457	S Lincoln Ave W 17th St Airport Rd (Termini)	Pavement Replacement	\$289,903.87	\$57,527.78
		S Lincoln Ave W 14th St W 17th St			
City of Wisconsin Rapids MSIS	18498	Lincoln St STH 13 (Break) Peach St	Reconstruction	\$468,000.00	\$234,000.00
Town of Rock TRIS	18512	Lynn Line Rd Cary - Rock Dr (Termini) (Break) Lynn Line Rd (Break)	Reconstruction	\$195,000.00	\$136,500.00
Town of Sigel TRI	18621	Swedish Rd Town Hall Rd CTH F (Termini)	Pavement Replacement	\$118,399.27	\$38,998.75
Village of Hewitt MSILT	18624	W 5th St Termini Evergreen St (Termini)	Pavement Replacement	\$55,000.00	\$12,652.42
City of Nekoosa MSILT	18909	Fairview Ln S Section St (Break) Point Basse Ave (Termini)	Resurfacing	\$165,000.00	\$20,746.06
Town of Saratoga TRI	18928	Blue Ridge Ln STH 13 (Termini) Rangeline Rd	Reconditioning	\$280,000.00	\$38,998.75
Town of Port Edwards TRI	18963	Kimball Ave STH 173 Kimball Ave (Termini)	Pavement Replacement	\$200,000.00	\$38,998.75
Town of Wood TRI	18964	Rocky Run Rd Polish Rd Copper Ln (Termini)	Resurfacing	\$145,000.00	\$38,998.75
Town of Cameron TRIS	19041	S Washington Ave Heritage Dr E 29th St (Termini)	Pavement Replacement	\$150,000.00	\$105,000.00
City of Pittsville MSILT	19063	1st Ave Forest St Engelman St	Reconditioning	\$76,920.00	\$8,081.42
Wood County CHID	19232	CTH F Bonow Ave CTH HH	Pavement Replacement	\$726,700.00	\$291,784.83
		CTH HH CTH F STH 186 (Break)			
Wood County CHIS	19239	CTH M CTH P (Termini) CTH M (Termini)	Pavement Replacement	\$827,000.00	\$552,275.99
		CTH Y N Galvin Ave (Break) CTH M			

# Local Roads Improvement Program (LRIP)

## 2024 - 2025 LRIP Project County Report

Municipality Component	Project Number	On Route From Route To Route	Improvement Type	Total Project Cost	Approved Reimbursement Amount
Wood County CHI	19270	CTH T CTH N (Termini) CTH H	Pavement Replacement	\$540,000.00	\$236,316.15
City of Wisconsin Rapids MSILT	19431	Wylie St 8th St N (Termini) 12th St N	Reconstruction	\$182,000.00	\$61,908.63
<b>TOTAL for Wood County</b>				<b>\$4,418,923.14</b>	<b>\$1,872,788.28</b>

# Local Roads Improvement Program (LRIP)

## 2024 - 2025 TRID Project Summary

Town County	Project Number	On Route From Route To Route	Improvement Type	Total Project Cost	Approved Reimbursement Amount
Town of Wausau Marathon	18402	Mercedes Rd Cloverbelt Rd (Termini) Colonial Rd (Termini)	Pavement Replacement	\$530,000.00	\$263,410.00
Town of Milton Rock	18426	Newville Rd J-F Town Line Rd (Termini) Newville Rd (1) (Termini)	Pavement Replacement	\$742,332.93	\$368,939.47
Town of Bergen Vernon	18430	Hunder Coulee Rd STH 162 (Termini) CTH O (Termini)	Resurfacing	\$100,000.00	\$49,700.00
Town of Cicero Outagamie	18435	Jeske Rd Town Hall Rd (Termini) Miller Rd	Pavement Replacement	\$383,000.00	\$190,351.00
Town of Middle Inlet Marinette	18506	Mc Mahon Rd Creek Rd (Termini) Mc Mahon Rd (Termini)	Reconstruction	\$585,800.00	\$291,142.60
Town of Mineral Point Iowa	18521	Suthers Rd Ferndale Rd (Termini) Ivey Rd (Termini)	Resurfacing	\$190,389.00	\$94,623.33
Town of Springdale Dane	18532	Town Hall Rd Ridgeview Rd CTH S (Termini)	Structure	\$665,000.00	\$330,505.00
Town of Mukwonago Waukesha	18569	Sugden Rd CTH EE CTH I	Reconditioning	\$1,305,590.00	\$648,878.23
Town of Namakagon Bayfield	18571	Garmisch Rd CTH M (Termini) Lost Land Lake Rd	Pavement Replacement	\$288,505.47	\$131,729.85
Town of Dover Racine	18574	Church Rd Cox Rd CTH N	Pavement Replacement	\$757,175.00	\$376,315.98
Town of Rice Lake Barron	18636	19th St 23rd Ave 24th Ave (Termini)	Pavement Replacement	\$158,055.19	\$79,002.59
		24th Ave 18 1/2 St (Termini) 19th St (Break)			
Town of Sumpter Sauk	18644	Old Bluff Trl Old Bluff Trl (Termini) CTH C (Termini)	Reconditioning	\$915,000.00	\$454,755.00
Town of Delton Sauk	18646	Mirror Lake Rd N Reedsburg Rd (Break) STH 33 (Break)	Resurfacing	\$324,000.00	\$161,028.00
Town of Spring Green Sauk	18648	Rainbow Rd Rainbow Rd (Termini) STH 60 (Termini)	Reconditioning	\$1,250,000.00	\$621,250.00
		Rainbow Rd Rainbow Rd (Termini) STH 60 (Termini)			
Town of Clam Falls Polk	18650	90th St CTH I CTH E (Termini)	Reconditioning	\$937,628.00	\$466,001.12

# Local Roads Improvement Program (LRIP)

## 2024 - 2025 TRID Project Summary

Town County	Project Number	On Route From Route To Route	Improvement Type	Total Project Cost	Approved Reimbursement Amount
Town of Greenfield Monroe	18652	Egret Ave CTH E (Termini) Elder Rd (Termini)	Reconditioning	\$922,189.87	\$461,094.93
Town of Lynn Clark	18681	Badger Ave Maple Rd Starr Rd	Pavement Replacement	\$950,000.00	\$472,150.00
		Badger Ave Sand Rd Maple Rd			
Town of Crystal Washburn	18689	8th St CTH A (Termini) 5th Ave	Pavement Replacement	\$381,400.00	\$190,700.00
Town of Brunswick Eau Claire	18702	Rim Rock Rd STH 37 (Termini) Rim Rock Rd (Termini)	Reconstruction	\$769,617.86	\$382,500.08
		Sun Dance Pl Rim Rock Rd (Termini) Sun Dance Pl (Termini)			
		Deer Park Pl Rim Rock Rd (Termini) Deer Park Pl (Termini)			
Town of Christiana Vernon	18735	Saugstad Rd Saugstad Rd (Termini) Norse Dr	Resurfacing	\$210,000.00	\$104,370.00
Town of Tipler Florence	18745	Dream Lake Rd STH 70 (Termini) Easement Rd	Pavement Replacement	\$102,000.00	\$50,694.00
Town of Westfield Marquette	18770	Eagle Ave 1st Ave (Termini) 3rd Rd (Break)	Pavement Replacement	\$291,695.12	\$145,847.56
Town of Janesville Rock	18794	Newville Rd Edgeview Dr (Termini) Newville Rd (Termini)	Reconditioning	\$371,166.46	\$184,469.73
Town of Fulton Rock	18849	Newville Rd (1) Monogue Rd (Termini) Merrifield Rd	Reconditioning	\$577,279.15	\$286,907.74
Town of Harmony Rock	18850	Newville Rd Newville Rd (Termini) Timber Pkwy (Termini)	Reconditioning	\$259,221.47	\$128,833.07
Town of Ellsworth Pierce	18875	490th Ave CTH C (Break) USH 10	Reconstruction	\$960,000.00	\$477,120.00
Town of Abrams Oconto	18877	Timberline Rd Spirea Rd W Slope Ln	Reconstruction	\$350,000.00	\$173,950.00
Town of Neenah Winnebago	18878	Oak Ridge Rd (1) CTH CB (1) (Break) Main St (Termini)	Reconstruction	\$3,510,000.00	\$1,744,470.00

# Local Roads Improvement Program (LRIP)

## 2024 - 2025 TRID Project Summary

Town County	Project Number	On Route From Route To Route	Improvement Type	Total Project Cost	Approved Reimbursement Amount
Town of Nasewaupee Door	18884	Sand Bay Rd Sand Bay Ln Wood Lane Rd (Termini)	Reconstruction	\$214,347.52	\$105,364.00
Town of Matteson Waupaca	18907	Lake Rd CTH C (Termini) Hunting Rd (Termini)	Reconditioning	\$350,000.00	\$173,950.00
Town of Medford Taylor	18911	Perkinstown Ave CTH E (Termini) CTH Q (Termini)	Pavement Replacement	\$791,608.00	\$393,429.18
Town of Morse Ashland	18916	Lake Dr W Lake Dr Lake Galilee Rd	Reconstruction	\$678,878.00	\$337,402.37
Town of Marengo Ashland	19007	Vista Rd CTH C (Termini) Maata Schultz Rd	Pavement Replacement	\$630,000.00	\$313,110.00
Town of Lafayette Chippewa	19021	30th Ave 180th St 172nd St	Pavement Replacement	\$169,622.22	\$84,811.11
		30th Ave CTH J (Break) 180th St			
Town of Stockbridge Calumet	19042	Long Rd Shady Lane Rd Quinney Rd	Pavement Replacement	\$436,952.09	\$218,476.04
Town of Shelby La Crosse	19051	Old Town Hall Rd Old Town Hall Rd (Termini) E Helke Rd	Pavement Replacement	\$355,000.00	\$176,435.00
Town of Lincoln Vilas	19079	Sundstein Rd (1) W Tamarack St (Termini) Sunstein Rd (Termini)	Reconditioning	\$950,000.00	\$472,150.00
		Sundstein Rd (1) W Tamarack St (Termini) Sunstein Rd (Termini)			
		Sundstein Rd (1) W Tamarack St (Termini) Sunstein Rd (Termini)			
		Sundstein Rd (1) W Tamarack St (Termini) Sunstein Rd (Termini)			
		Sundstein Rd (1) W Tamarack St (Termini) Sunstein Rd (Termini)			
		Sundstein Rd (1) W Tamarack St (Termini) Sunstein Rd (Termini)			
		Sundstein Rd (1) W Tamarack St (Termini) Sunstein Rd (Termini)			

# Local Roads Improvement Program (LRIP)

## 2024 - 2025 TRID Project Summary

Town County	Project Number	On Route From Route To Route	Improvement Type	Total Project Cost	Approved Reimbursement Amount
Town of Dewey Portage	19097	Dewey Dr Torun Rd CTH Y (Termini)	Pavement Replacement	\$838,374.00	\$416,671.88
Town of Milton Buffalo	19101	Canada Ridge Rd Waumandee Creek Rd (Termini) Hensel Dugway (Termini)	Reconditioning	\$1,001,000.00	\$497,497.00
Town of La Follette Burnett	19111	Indian Creek Rd Spencer Lake Rd (Termini) 360th Ave (Termini)	Resurfacing	\$375,000.00	\$186,375.00
Town of Minocqua Oneida	19113	Blue Lake Rd USH 51 (Termini) Agawak Rd	Reconditioning	\$1,156,900.00	\$574,979.30
		Blue Lake Rd Agawak Rd W Marie Ln			
Town of Garfield Polk	19174	138th St CTH F 140th St	Pavement Replacement	\$192,672.00	\$95,757.98
		140th St 138th St (Break) 70th Ave			
Town of Farmington Washington	19202	River Rd CTH M (Termini) Riverside Rd (Termini)	Reconstruction	\$1,431,866.00	\$711,637.40
Town of Neva Langlade	19281	Chillie Rd CTH A CTH B	Pavement Replacement	\$164,000.00	\$81,508.00
Town of Sylvester Green	19283	Prien Rd CTH SS (Termini) Balls Mill Rd (Termini)	Pavement Replacement	\$326,000.00	\$162,022.00
Town of Cadiz Green	19284	Allen Rd Melvin Rd Pilz Rd	Pavement Replacement	\$307,382.00	\$152,768.85
Town of Medina Dane	19410	Sherman Dr STH 73 Missouri Rd (Termini)	Reconditioning	\$529,900.00	\$253,557.15
<b>Grand Total</b>				<b>\$29,686,547.35</b>	<b>\$14,738,641.54</b>

# Local Roads Improvement Program (LRIP)

## 2024 - 2025 MSID Project Summary

City/Village County	Project Number	On Route From Route To Route	Improvement Type	Total Project Cost	Approved Reimbursement Amount
City of Washburn Bayfield	18578	8th Ave W Biglow St Lakeview Dr	Reconstruction	\$273,800.00	\$136,900.00
		8th Ave W Lakeview Dr Loop Rd E (Termini)			
		Lake Dr Loop Rd E (Termini) 6th Ave W (Termini)			
		6th Ave W Lake Dr (Termini) W Holman Lakeview Dr			
Village of Fox Point Milwaukee	18583	Bradley Rd Port Washington Rd Lake Dr (Termini)	Reconstruction	\$2,871,000.00	\$400,000.00
Village of Francis Creek Manitowoc	18593	Lilac Ave CTH V Laurel Dr (Termini)	Reconstruction	\$317,951.00	\$51,190.11
		Laurel Dr CTH R (Termini) Cherry Ave (Termini)			
Village of Randolph Columbia	18640	2nd St W Stroud St (Termini) Cambria Rd (Termini)	Reconstruction	\$1,640,000.00	\$400,000.00
City of Eagle River Vilas	18657	E Silver Lake Rd N Silver Lake Rd (Termini) E Silver Lake Rd (Termini)	Reconstruction	\$641,942.65	\$320,971.32
City of Rhinelander Oneida	18684	Menominee Dr N Stevens St (Termini) Apache Ln (Termini)	Reconstruction	\$570,000.00	\$285,000.00
Village of Lake Hallie Chippewa	18703	30th Ave 118th St (1) 113th St	Reconstruction	\$1,393,300.00	\$400,000.00
Village of Iron Ridge Dodge	18913	N Main St S Main St (Termini) E Neda Rd (Termini)	Reconstruction	\$650,000.00	\$325,000.00
City of Shawano Shawano	18926	W Lieg Ave CTH MM (Termini) Main St (Termini)	Pavement Replacement	\$817,350.00	\$400,000.00
		E Lieg Ave STH 22 (Termini) S Lincoln St			
Village of Park Ridge Portage	18956	Hillcrest Dr Pinecrest Ave (Termini) Hillcrest Dr (Termini)	Reconstruction	\$910,000.00	\$400,000.00
		Greenbriar Ave Hillcrest Dr STH 66 (Termini)			

# Local Roads Improvement Program (LRIP)

## 2024 - 2025 MSID Project Summary

City/Village County	Project Number	On Route From Route To Route	Improvement Type	Total Project Cost	Approved Reimbursement Amount
City of Racine Racine	18971	Goold St Blake Ave Douglas Ave	Reconstruction	\$690,000.00	\$345,000.00
City of Superior Douglas	18979	21st St N Hammond Ave Catlin Ave	Resurfacing	\$719,000.00	\$359,500.00
Village of Rothschild Marathon	19000	Military Rd Volkman St Evelyn St	Reconstruction	\$1,522,100.00	\$400,000.00
City of Markesan Green Lake	19005	Bridge St John St CTH O (Termini)	Reconditioning	\$709,850.00	\$354,925.00
Village of McFarland Dane	19016	Creamery Rd Milwaukee St Elvehjem Rd (Termini)	Reconstruction	\$2,740,000.00	\$400,000.00
Village of Pulaski Brown	19017	Williams St S St Augustine St (Termini) S Wisconsin St (1) (Termini)	Reconstruction	\$1,424,589.00	\$400,000.00
Village of Sharon Walworth	19020	Park Ave STH 67 (Termini) Old Factory Rd (Termini)	Pavement Replacement	\$1,655,000.00	\$400,000.00
		Old Factory Rd Old Factory Rd (Termini) Old Factory Rd (Termini)			
City of Peshtigo Marinette	19049	W Park Dr N Emery Ave (Termini) Aubin St (Termini)	Reconstruction	\$857,389.00	\$400,000.00
Village of Osceola Polk	19173	3rd Ave STH 35 River St (Termini)	Reconstruction	\$1,816,365.00	\$400,000.00
		River St 3rd Ave (Termini) River St (Termini)			
Village of Star Prairie St. Croix	19192	Bridge Ave Termini STH 65	Reconstruction	\$468,935.00	\$234,467.50
Village of Wind Point Racine	19206	Four Mile Rd Birch Creek Ln Fairway Dr N	Pavement Replacement	\$460,000.00	\$230,000.00
		Four Mile Rd Beacon Ln Lighthouse Dr (Termini)			
		Four Mile Rd Beacon Ln Lighthouse Dr (Termini)			



# Local Roads Improvement Program (LRIP)

## 2024 - 2025 MSID Project Summary

City/Village County	Project Number	On Route From Route To Route	Improvement Type	Total Project Cost	Approved Reimbursement Amount
Village of Combined Locks Outagamie	19213	Park St Prospect St (Termini) Paul Ct	Reconstruction	\$2,173,937.00	\$400,000.00
City of Hartford Washington	19216	N Wacker Dr W Wisconsin St Crossover STH 60 (Termini)	Reconditioning	\$450,000.00	\$225,000.00
City of Port Washington Ozaukee	19220	N Holden St Orchard Ln W Walters St	Reconstruction	\$1,600,000.00	\$400,000.00
		N Holden St W Jefferson St James Dr			
City of Lake Mills Jefferson	19265	Harvey Rd Harvey Rd (Termini) CTH B (Termini)	Reconstruction	\$1,073,000.00	\$400,000.00
City of Beloit Rock	19451	Townline Ave Shirland Ave (Termini) Euclid Ave	Reconstruction	\$990,000.00	\$400,000.00
<b>Grand Total</b>				<b>\$29,435,508.65</b>	<b>\$8,867,953.93</b>

# Local Roads Improvement Program (LRIP)

## 2024 - 2025 CHID Project Summary

County	Project Number	On Route From Route To Route	Improvement Type	Total Project Cost	Approved Reimbursement Amount
<b>WCHA District 1 - South Central</b>					
Dane	18387	CTH A CTH G (1) (Break) STH 92 (Break)	Reconditioning	\$1,133,284.00	\$479,114.00
Green	18635	CTH CC CTH C (Termini) CTH W	Pavement Replacement	\$959,380.00	\$479,113.69
Jefferson	18918	CTH D CTH E (Termini) CTH B	Reconditioning	\$870,000.00	\$239,557.00
Lafayette	18944	CTH K W Riverside Rd Red Rock Rd	Resurfacing	\$997,500.00	\$479,114.00
Sauk	19118	CTH G Pearl Rd CTH JJ	Reconstruction	\$1,400,000.00	\$479,114.00
<b>WCHA District 2 - Southeast</b>					
Waukesha	18538	CTH G CTH SS Maple St	Resurfacing	\$725,066.00	\$333,708.17
		CTH P Lisbon Rd Snyder Ln			
Racine	18598	CTH S CTH K (Break) Wind Lake Rd S	Resurfacing	\$850,000.00	\$295,781.92
Waukesha	19024	CTH B STH 67 (Break) Mill Rd (Termini)	Resurfacing	\$676,539.45	\$333,708.18
Kenosha	19156	CTH B CTH F STH 50 (Break)	Resurfacing	\$836,013.44	\$339,823.85
Washington	19237	CTH M Pioneer Rd STH 60	Reconstruction	\$5,756,000.00	\$250,995.16
Ozaukee	19258	CTH KW CTH H (Termini) Lake Dr	Reconstruction	\$1,100,000.00	\$201,014.44
Milwaukee	19269	CTH H S 96th St STH 100 (Termini)	Reconditioning	\$2,125,000.00	\$905,116.18
Walworth	19275	CTH H USH 12 Young Rd (Termini)	Resurfacing	\$1,952,160.00	\$241,890.13
<b>WCHA District 3 - Northeast</b>					
Winnebago	18629	CTH MM CTH II (Termini) Richter Ln	Reconditioning	\$818,291.35	\$409,145.67

# Local Roads Improvement Program (LRIP)

## 2024 - 2025 CHID Project Summary

County	Project Number	On Route From Route To Route	Improvement Type	Total Project Cost	Approved Reimbursement Amount
Outagamie	18760	CTH TT USH 45 (Termini) CTH T	Pavement Replacement	\$1,160,000.00	\$444,103.90
		CTH TT CTH T Midway Rd			
		CTH TT Midway Rd CTH M (Termini)			
Brown	18939	CTH X CTH PP (Break) Swan Ridge Trl	Reconstruction	\$1,250,000.00	\$444,103.91
Marinette	19035	CTH S STH 64 (Termini) 47th Rd	Pavement Replacement	\$1,250,000.00	\$444,103.00
Sheboygan	19088	CTH M CTH PP Sumac Rd	Structure	\$890,500.00	\$444,103.90
<b>WCHA District 4 - Central</b>					
Waupaca	18505	CTH G Aasen Rd Carper Rd	Pavement Replacement	\$361,258.00	\$145,892.44
Shawano	18675	CTH N Maple Rd CTH D (Termini)	Pavement Replacement	\$458,346.01	\$229,173.00
		CTH D Green Meadow Rd CTH N			
		CTH A Mohhe Con Nuck Rd Elm Rd			
Marathon	19076	CTH U STH 107 (Break) CTH O	Reconditioning	\$678,500.00	\$291,784.83
Marquette	19222	CTH P STH 23 (Break) CTH O	Resurfacing	\$600,000.00	\$291,784.00
		CTH P CTH O CTH A			
Wood	19232	CTH F Bonow Ave CTH HH	Pavement Replacement	\$726,700.00	\$291,784.83
		CTH HH CTH F STH 186 (Break)			
Shawano	19477	CTH D Bierman Rd W Woodlawn Rd	Pavement Replacement	\$263,450.00	\$62,611.83
<b>WCHA District 5 - Southwest</b>					

# Local Roads Improvement Program (LRIP)

## 2024 - 2025 CHID Project Summary

County	Project Number	On Route From Route To Route	Improvement Type	Total Project Cost	Approved Reimbursement Amount
Monroe	18871	CTH BC Gate Rd Gale Rd	Reconstruction	\$742,233.12	\$371,116.56
Vernon	19157	CTH V CTH F (Break) Osseo Rd (Termini)	Pavement Replacement	\$538,500.00	\$77,550.64
La Crosse	19242	CTH JB STH 33 (Termini) STH 162 (Termini)	Resurfacing	\$550,000.00	\$275,000.00
<b>WCHA District 6 - West Central</b>					
Taylor	18638	CTH D Spur Rd Federal Forest 113 Rd	Pavement Replacement	\$317,003.08	\$86,052.99
St. Croix	18738	CTH E CTH V (1) CTH I	Pavement Replacement	\$454,386.04	\$201,486.54
Pepin	18767	CTH SS Porcupine Rd CTH D	Pavement Replacement	\$285,000.00	\$62,193.52
Clark	18957	CTH G CTH O (Break) Oak Ridge Dr	Resurfacing	\$375,000.00	\$117,340.33
Dunn	19108	CTH D STH 25 (Break) 816th Ave (1)	Pavement Replacement	\$435,000.00	\$161,198.86
		CTH G CTH BB (Termini) 540th St			
Eau Claire	19160	CTH M CTH RR Lange Rd	Pavement Replacement	\$823,500.00	\$237,264.04
Chippewa	19226	CTH R STH 64 (Termini) STH 178 (Termini)	Reconditioning	\$1,490,000.00	\$203,676.79
Pierce	19227	CTH V CTH DD CTH C	Reconstruction	\$453,320.00	\$113,806.21
Jackson	19259	CTH N CTH H (1) STH 54 (Termini)	Reconditioning	\$310,800.00	\$83,182.53
Buffalo	19336	CTH C Meier Dr Pronschinske Dr	Pavement Replacement	\$250,000.00	\$94,968.41
Trempealeau	19370	CTH X CTH XX Dubiel Ln	Reconditioning	\$990,000.00	\$110,184.43
<b>WCHA District 7 - North Central</b>					
Price	18977	CTH D Park Dr Mink Dr	Pavement Replacement	\$2,032,800.00	\$170,411.28

# Local Roads Improvement Program (LRIP)

## 2024 - 2025 CHID Project Summary

County	Project Number	On Route From Route To Route	Improvement Type	Total Project Cost	Approved Reimbursement Amount
Oneida	19094	CTH G CTH B CTH Q	Pavement Replacement	\$580,000.00	\$170,411.30
Forest	19110	CTH N STH 32 (Termini) CTH NN (Termini)	Pavement Replacement	\$400,000.00	\$170,411.29
Langlade	19115	CTH F 5th Ave (Termini) CTH AA	Pavement Replacement	\$346,700.00	\$170,411.28
		CTH F CTH AA N Stoney Rd			
<b>WCHA District 8 - Northwest</b>					
Ashland	18781	CTH GG Chicago Ave Quarry Rd	Resurfacing	\$900,000.00	\$150,000.00
Rusk	18865	CTH J CTH A (Termini) Towne Ln	Reconstruction	\$555,000.00	\$184,863.20
Douglas	19240	CTH B CTH D Turn Lane USH 53 to CTH B (2) (Break)	Pavement Replacement	\$1,100,000.00	\$250,000.00
		CTH B CTH P CTH D			
Barron	19279	CTH D 12th St STH 25 (Break)	Reconditioning	\$688,000.00	\$250,000.00
<b>Grand Total</b>				<b>\$42,455,230.49</b>	<b>\$12,268,172.23</b>

# Local Roads Improvement Program (LRIP)

## 2024 - 2025 TRIS Project Summary

Town County	Project Number	On Route From Route To Route	Improvement Type	Total Project Cost	Approved Reimbursement Amount
Town of Trade Lake Burnett	18404	Cedar Point Rd CTH Z 230th St (Termini)	Pavement Replacement	\$225,000.00	\$157,500.00
Town of Dunn Dane	18425	Schneider Dr Timber Lake Rd (Termini) USH 51 (Termini)	Pavement Replacement	\$1,164,123.32	\$930,867.89
		Dyreson Rd E Schneider Dr (Termini) CTH B			
Town of Scott Brown	18428	Caledonia Dr Hermans Rd (Termini) CTH T (Termini)	Reconditioning	\$467,000.00	\$326,900.00
Town of Pound Marinette	18477	N 9th Rd CTH B (Termini) STH 64 (Termini)	Reconstruction	\$948,160.00	\$663,712.00
Town of Eaton Manitowoc	18499	Niles Rd USH 151 (Termini) Baer Rd	Reconditioning	\$978,200.00	\$684,740.00
Town of Aurora Florence	18502	Fisher Lake Pkwy Lakeview Dr Pemenee Rd	Pavement Replacement	\$203,100.50	\$182,790.45
Town of Rock Wood	18512	Lynn Line Rd Cary - Rock Dr (Termini) (Break) Lynn Line Rd (Break)	Reconstruction	\$195,000.00	\$136,500.00
Town of Saukville Ozaukee	18543	Cedar Sauk Rd Northwood Dr CTH I (Break)	Pavement Replacement	\$617,340.00	\$432,138.00
Town of Walworth Walworth	18547	Six Corners Rd Beloit Rd USH 14	Reconditioning	\$1,164,000.00	\$814,800.00
Town of Sheldon Monroe	18548	Newport Rd Orange Ave STH 33 (Termini)	Reconditioning	\$876,000.00	\$613,200.00
Town of Oshkosh Winnebago	18556	Plummers Point Rd Termini Indian Point Rd (1)	Reconditioning	\$306,427.37	\$251,027.74
Town of Clyman Dodge	18557	Bluff Rd CTH M (Termini) CTH J (Termini)	Reconditioning	\$432,800.00	\$302,960.00
Town of Forest Vernon	18562	Sawdust Ave CTH P (Termini) Valley Ave (Termini)	Structure	\$450,000.00	\$315,000.00
		Valley Ave CTH P Sawdust Ave			
Town of Eagle Richland	18563	Eagle Cave Dr STH 60 (Termini) CTH E (Termini)	Reconditioning	\$1,295,000.00	\$906,500.00

# Local Roads Improvement Program (LRIP)

## 2024 - 2025 TRIS Project Summary

Town County	Project Number	On Route From Route To Route	Improvement Type	Total Project Cost	Approved Reimbursement Amount
Town of Lorain Polk	18570	25th St CTH E (Termini) 360th Ave (Termini)	Pavement Replacement	\$946,794.00	\$662,755.80
Town of Plover Portage	18575	Meehan Dr CTH F (Termini) Monroe Ave (Termini)	Reconditioning	\$320,482.78	\$224,337.95
Town of Oulu Bayfield	18586	Airport Rd CTH B Kaukamo Rd	Reconstruction	\$979,071.00	\$685,349.70
Town of Gingles Ashland	18587	Beaser Rd Hegstrom Rd Weister Rd	Reconditioning	\$415,625.00	\$290,937.50
Town of Eisenstein Price	18594	Divine Rapids Rd Schmidt Rd Mohrbach Rd	Resurfacing	\$566,610.43	\$396,627.30
		Divine Rapids Rd Mohrbach Rd Fisher Rd (Termini)			
Town of Emery Price	18605	Martin's Dr CTH H (Termini) CTH D (Termini)	Reconditioning	\$480,000.00	\$336,000.00
Town of Belmont Lafayette	18607	Jericho Rd Ranch Dr USH 151 (Termini)	Reconditioning	\$580,460.00	\$406,322.00
Town of La Valle Sauk	18641	La Valle Rd CTH F (Termini) Eggbrecht Rd	Structure	\$950,000.00	\$665,000.00
		La Valle Rd Eggbrecht Rd Cheyenne Ct			
Town of Sharon Portage	18655	Woodland Rd STH 66 (Termini) County Line Dr (Termini)	Reconditioning	\$2,207,000.00	\$1,544,900.00
Town of Forestville Door	18659	County Line Rd STH 42 (Termini) Old Krueger Rd	Reconstruction	\$391,621.24	\$352,459.11
		Old Krueger Rd County Line Rd (Termini) CTH O (Termini)			
Town of Linden Iowa	18663	Roaster Rd Cobb St (Termini) Buckett Rd	Reconstruction	\$1,017,500.00	\$712,250.00
Town of Sumner Barron	18671	16th Ave 27th St CTH M (Termini)	Pavement Replacement	\$570,150.00	\$399,105.00
Town of Boulder Junction Vilas	18676	High Lake Rd Fishtrap Lake Rd Ridge Ln	Resurfacing	\$780,000.00	\$546,000.00

# Local Roads Improvement Program (LRIP)

## 2024 - 2025 TRIS Project Summary

Town County	Project Number	On Route From Route To Route	Improvement Type	Total Project Cost	Approved Reimbursement Amount
		Ridge Ln High Lake Rd (Termini) Ridge Ln (Termini)			
Town of Scott Lincoln	18679	TN RD 47 Ramp USH 51 to CTH Q (1) (Termini) Brandenburg Ave (Termini)	Reconditioning	\$300,000.00	\$210,000.00
		Brandenburg Ave TN RD 47 Brandenburg Ave (Termini)			
		Brandenburg Ave Brandenburg Ave (Termini) TN RD 47			
Town of Hayward Sawyer	18685	Bender Rd CTH B (Termini) Chippewa Trl (Termini)	Pavement Replacement	\$489,306.24	\$416,500.00
		Chippewa Trl Bender Rd CTH B (Termini)			
		Wheeler Rd Chippewa Trl (Termini) STH 77 (Termini)			
Town of Hunter Sawyer	18686	River Rd CTH B (Termini) Fiorelli Rd	Pavement Replacement	\$274,128.00	\$191,889.60
Town of Bashaw Washburn	18688	Sand Rd Sunset Dr Spring Lake Rd (Termini)	Pavement Replacement	\$453,934.62	\$346,500.00
Town of Lucas Dunn	18697	238th St STH 29 (Termini) 640th Ave (Termini)	Reconditioning	\$990,000.00	\$693,000.00
		640th Ave 238th St (Termini) 160th St			
Town of Big Bend Rusk	18699	Rose's Resort Rd CTH D (Termini) Rose's Resort Rd (Termini)	Pavement Replacement	\$285,200.16	\$256,680.14
Town of West Bend Washington	18708	Scenic Dr Wheat Ridge Ln Paradise Dr (Break)	Resurfacing	\$441,597.75	\$309,118.43
Town of Dewey Burnett	18710	Swiss Chalet Rd CTH B (Termini) Bashaw Store Rd	Reconditioning	\$280,000.00	\$196,000.00
		Swiss Chalet Rd Bashaw Store Rd Spring Lake Rd (Termini)			
Town of Mount Pleasant Green	18712	Purinton Rd CTH F (Termini) Schneeberger Rd	Pavement Replacement	\$599,000.00	\$419,300.00



# Local Roads Improvement Program (LRIP)

## 2024 - 2025 TRIS Project Summary

Town County	Project Number	On Route From Route To Route	Improvement Type	Total Project Cost	Approved Reimbursement Amount
Town of Texas Marathon	18716	Green Valley Rd CTH WW (Termini) Buffalo Ridge Rd	Reconstruction	\$325,000.00	\$227,500.00
Town of Richmond St. Croix	18725	100th St 170th Ave (Termini) CTH A (Break)	Reconditioning	\$2,707,395.00	\$1,895,176.50
Town of Mckinley Taylor	18744	Spur Rd Hill Creek Rd (Termini) CTH H	Pavement Replacement	\$677,000.00	\$473,900.00
		Hill Creek Rd Spur Rd Spur Rd (Termini)			
Town of Roosevelt Taylor	18746	Diamond Dr CTH F (Break) Lake Dr (Termini)	Pavement Replacement	\$176,601.10	\$158,622.10
		Lake Dr Diamond Dr Lake Dr (Termini)			
Town of Arcadia Trempealeau	18765	Myers Valley Rd Haines Ln CTH G (Termini)	Reconditioning	\$796,611.00	\$557,627.70
Town of Rolling Langlade	18857	Sugar Bush Rd STH 47 CTH D (Termini)	Pavement Replacement	\$163,230.00	\$146,907.00
Town of Cassville Grant	18867	Camel Ridge Rd CTH Y (Termini) Camel Ridge Rd (Termini)	Reconditioning	\$497,500.00	\$348,250.00
Town of Metomen Fond du Lac	18873	Searle Rd Center Rd (Termini) CTH KK (Termini)	Pavement Replacement	\$450,000.00	\$315,000.00
Town of Calumet Fond du Lac	18932	St Paul Rd Calmar Rd (Termini) CTH HHH (Termini)	Reconditioning	\$1,496,400.00	\$1,047,480.00
Town of Troy St. Croix	18934	Coulee Trl Forest Rise CTH U	Reconditioning	\$812,015.00	\$568,410.50
Town of Princeton Green Lake	18936	Old Green Lake Rd STH 23 (Break) Princeton Rd (Termini)	Pavement Replacement	\$1,200,000.00	\$840,000.00
Town of Oconto Oconto	18938	Military Rd CTH J (Termini) Monfort Ln (Termini)	Reconstruction	\$952,500.00	\$666,750.00
Town of Brookfield Waukesha	18942	Davidson Rd Springdale Rd S Barker Rd	Reconditioning	\$2,458,000.00	\$1,720,600.00
Town of Westport Dane	18943	Westport Rd Blue Bill Park Dr (Termini) Westport Rd (Termini)	Reconstruction	\$1,450,000.00	\$1,015,000.00

# Local Roads Improvement Program (LRIP)

## 2024 - 2025 TRIS Project Summary

Town County	Project Number	On Route From Route To Route	Improvement Type	Total Project Cost	Approved Reimbursement Amount
Town of Brothertown Calumet	18954	W Jefferson Rd N Columbus Rd (Termini) N Town Hall Rd	Pavement Replacement	\$887,000.00	\$620,900.00
Town of Plymouth Sheboygan	18974	Willow Rd STH 23 (Break) CTH J	Resurfacing	\$529,000.00	\$370,300.00
Town of Woodboro Oneida	18980	Washburn Lake Rd Trout Creek Rd CTH K (Termini)	Pavement Replacement	\$582,912.00	\$408,038.40
		Washburn Lake Rd Trout Creek Rd Woodboro Springs Rd (2)			
		Washburn Lake Rd Woodboro Springs Rd (2) CTH N (Termini)			
Town of Lebanon Dodge	18983	Highview Rd CTH O (Termini) Crawfish Rd	Resurfacing	\$244,600.00	\$171,220.00
Town of Ixonia Jefferson	18993	Marietta Ave CTH F River Valley Rd (Termini)	Reconditioning	\$625,000.00	\$437,500.00
Town of Bear Creek Waupaca	18998	Bear Creek Rd Beaver Creek Rd (Termini) CTH T	Reconditioning	\$380,150.00	\$178,517.50
Town of Larrabee Waupaca	19034	Brandy Creek Rd CTH C Brandy Creek Rd (Termini)	Reconstruction	\$676,139.00	\$473,297.30
Town of Centerville Manitowoc	19039	Westview Rd CTH F (Termini) CTH X	Pavement Replacement	\$625,000.00	\$437,500.00
Town of Cameron Wood	19041	S Washington Ave Heritage Dr E 29th St (Termini)	Pavement Replacement	\$150,000.00	\$105,000.00
Town of Waterford Racine	19056	Buena Park Rd Buena Park Rd (Termini) Ranke Rd (1)	Reconstruction	\$1,361,819.80	\$953,273.86
Town of Cable Bayfield	19069	Sunset Rd Totagtic Lake Rd (Termini) Sunset Ext	Reconstruction	\$941,800.00	\$659,260.00
		Sunset Ext Termini Sunset Trl			
		Sunset Ext Sunset Trl Sunset Rd (Termini)			
Town of Colby Clark	19098	Colonial Ave Dolf St (Termini) Oak Rd (2) (Termini)	Pavement Replacement	\$612,337.00	\$428,635.90

# Local Roads Improvement Program (LRIP)

## 2024 - 2025 TRIS Project Summary

Town County	Project Number	On Route From Route To Route	Improvement Type	Total Project Cost	Approved Reimbursement Amount
Town of Onalaska La Crosse	19106	Schilling Rd CTH SN (Termini) Schilling Rd (Termini)	Reconditioning	\$427,350.00	\$299,145.00
Town of Long Lake Florence	19112	Halsey Lake Rd Oak St (Termini) Grandma Lake Rd (Termini)	Resurfacing	\$999,857.99	\$761,026.00
Town of Clinton Barron	19124	8 3/4 St USH 8 (Termini) 14 3/4 Ave	Reconstruction	\$370,759.00	\$259,531.30
		14 1/2 Ave 8 3/4 St (Break) 14 1/2 Ave (Termini)			
Town of Grand Chute Outagamie	19125	Mayflower Dr Grande Market Dr STH 96 (Break)	Pavement Replacement	\$680,000.00	\$476,000.00
Town of Adams Adams	19132	11th Ave (1) Deerborn Ave CTH J (Break)	Reconditioning	\$426,072.00	\$298,250.40
Town of Crescent Oneida	19143	Davenport St STH 47 (Termini) Crescent St (Termini)	Reconditioning	\$260,000.00	\$182,000.00
Town of Flambeau Rusk	19146	Bell School Rd USH 8 (Termini) W Flambeau Ave	Reconditioning	\$585,128.00	\$409,589.60
Town of Washington Eau Claire	19148	Balsam Rd CTH II (Termini) Maple Rd (Termini)	Reconditioning	\$630,245.00	\$441,171.50
Town of Garfield Jackson	19149	Sand Lane Rd N USH 10 (Termini) W Hillcrest Rd	Resurfacing	\$475,000.00	\$332,500.00
Town of Trimble Pierce	19175	570th Ave CTH O CTH J	Reconditioning	\$717,000.00	\$501,900.00
Town of Naples Buffalo	19178	Seegerstrom Rd USH 10 (Termini) Gonty Rd	Reconditioning	\$594,000.00	\$415,800.00
		Seegerstrom Rd Gonty Rd CTH HH (Termini)			
Town of Scott Columbia	19179	Fenske Rd CTH E (Break) Kamrath Rd	Resurfacing	\$209,100.00	\$146,370.00
Town of Wheaton Chippewa	19195	20th Ave 40th St 50th St	Pavement Replacement	\$280,227.50	\$196,159.25
Town of Woodmohr Chippewa	19196	175th Ave CTH GG (Termini) 20th Ave (Termini)	Pavement Replacement	\$215,000.00	\$150,500.00

# Local Roads Improvement Program (LRIP)

## 2024 - 2025 TRIS Project Summary

Town County	Project Number	On Route From Route To Route	Improvement Type	Total Project Cost	Approved Reimbursement Amount
Town of Plainfield Waushara	19223	3rd Dr Archer Ave (Termini) STH 73	Pavement Replacement	\$350,000.00	\$245,000.00
Town of Buffalo Marquette	19261	17th Ct Golden Rd (Termini) 18th Rd (Termini)	Pavement Replacement	\$575,000.00	\$402,500.00
		18th Rd 17th Ct 17th Rd (Termini)			
Town of Aztalan Jefferson	19266	Harvey Rd Honeysuckle Ln (Termini) Mansfield Rd	Reconstruction	\$1,073,000.00	\$751,100.00
Town of Plymouth Juneau	19272	Brockman Rd CTH O (Termini) Welch Rd (Termini)	Reconstruction	\$335,000.00	\$234,500.00
Town of Franklin Vernon	19411	Hinkst Hollow Rd Tainter Hollow Rd (Termini) Riley Rd (Termini)	Resurfacing	\$331,760.00	\$220,017.23
<b>Grand Total</b>				<b>\$54,953,141.80</b>	<b>\$38,927,395.65</b>

# Local Roads Improvement Program (LRIP)

## 2024 - 2025 MSIS Project Summary

City/Village County	Project Number	On Route From Route To Route	Improvement Type	Total Project Cost	Approved Reimbursement Amount
City of New Richmond St. Croix	18388	Bilmar Ave Paperjack Dr (Termini) E 11th St (Termini)	Reconstruction	\$1,300,000.00	\$650,000.00
City of Fountain City Buffalo	18398	Hill St STH 95 Mill St (Break)	Pavement Replacement	\$254,965.00	\$127,482.50
Village of Denmark Brown	18399	North Ave Kronberg Ct North Avenue Rd (Termini)	Reconstruction	\$1,796,800.00	\$898,400.00
		Danish Way North Ave (Termini) Danish Way (Break)			
Village of Harrison Calumet	18405	State Park Rd Schmidt Rd USH 10	Resurfacing	\$728,410.65	\$364,205.33
City of Hudson St. Croix	18406	Vine St Wisconsin St Annabelle Way (1)	Reconstruction	\$1,336,150.00	\$668,075.00
Village of Prairie Du Sac Sauk	18412	5th St Grand Ave CTH PF (Termini)	Reconstruction	\$1,263,778.00	\$632,500.00
City of Sun Prairie Dane	18413	Emerald Ter Davison Dr (Termini) Amber Trl	Reconstruction	\$1,317,000.00	\$658,500.00
		Emerald Ter Amber Trl Coral Dr			
Village of Kingston Green Lake	18419	Vine St STH 44 (Termini) Lake St (Termini)	Pavement Replacement	\$229,394.60	\$155,000.00
		Lake St Vine St STH 44 (Termini)			
City of Wisconsin Rapids Wood	18498	Lincoln St STH 13 (Break) Peach St	Reconstruction	\$468,000.00	\$234,000.00
Village of Oregon Dane	18511	Oak St Park St E Lincoln St	Reconstruction	\$1,341,000.00	\$670,500.00
City of Prescott Pierce	18565	Elm St Kinnickinnic St Walter St (Termini)	Reconstruction	\$1,743,900.00	\$871,950.00
		Washington St Walter St (Termini) Wacota St			
City of Bayfield Bayfield	18601	Manypenny Ave S 9th St Deer Fields Estates Rd (Termini)	Reconstruction	\$769,800.00	\$384,900.00

# Local Roads Improvement Program (LRIP)

## 2024 - 2025 MSIS Project Summary

City/Village County	Project Number	On Route From Route To Route	Improvement Type	Total Project Cost	Approved Reimbursement Amount
Village of Spring Green Sauk	18642	E Hoxie St STH 23 S Peterson St (Break)	Reconstruction	\$775,000.00	\$387,500.00
City of Saint Croix Falls Polk	18727	Maple Dr Maple Leaf Ct E Limits (Termini)	Reconstruction	\$908,858.00	\$454,429.00
City of Ladysmith Rusk	18775	Miner Ave 6th St W 3rd St E	Reconstruction	\$2,776,166.00	\$1,388,083.00
City of Hayward Sawyer	18776	Railroad St STH 27 STH 77 (Termini)	Reconstruction	\$2,060,000.00	\$1,030,000.00
Village of Campbellsport Fond du Lac	18880	Ladwig St CTH V (Termini) S Elm St	Reconstruction	\$698,240.00	\$349,120.00
Village of Germantown Washington	18885	Maple Rd STH 175 (Termini) Fawn Ln	Reconstruction	\$465,000.00	\$232,500.00
City of Ripon Fond du Lac	18922	Houston St Scott St E Fond Du Lac St (Termini)	Reconstruction	\$1,278,370.00	\$639,185.00
City of Viroqua Vernon	18965	Center Ave Parkinson St Decker St	Reconstruction	\$1,865,315.00	\$932,657.50
		Center Ave Decker St E South St			
		Court St USH 14 Center Ave			
		Jefferson St USH 14 Center Ave			
		Jefferson St Center Ave Rusk Ave			
		Terhune St USH 14 Center Ave			
		Terhune St Center Ave Washington Ave			
City of Janesville Rock	18972	E Memorial Dr Harding St Milton Ave (1)	Reconstruction	\$2,462,000.00	\$1,231,000.00
City of Waupaca Waupaca	18975	W Fulton St N Main St N Harrison St	Reconstruction	\$4,154,386.50	\$2,077,193.25

# Local Roads Improvement Program (LRIP)

## 2024 - 2025 MSIS Project Summary

City/Village County	Project Number	On Route From Route To Route	Improvement Type	Total Project Cost	Approved Reimbursement Amount
Village of Weston Marathon	18992	Schofield Ave Normandy St (Termini) Birch St	Pavement Replacement	\$5,304,780.00	\$2,652,390.00
City of Kewaunee Kewaunee	19003	Main St Kilbourn St Center St (Termini)	Reconstruction	\$635,540.00	\$317,770.00
		Center St Main St (Termini) STH 42			
Village of Waunakee Dane	19019	Division St S Knightsbridge Rd STH 19 (Termini)	Pavement Replacement	\$566,200.00	\$283,100.00
City of Colby Clark	19031	East St Broadway St (Termini) Spence St (Termini)	Reconstruction	\$1,528,000.00	\$764,000.00
		Broadway St Main St East St (Termini)			
		Clark St Main St East St (Termini)			
		Graves St Main St East St (Termini)			
City of Oconomowoc Waukesha	19032	N Lapham St E Lisbon Rd Lake Bluff Dr	Reconstruction	\$1,200,000.00	\$600,000.00
City of Greenwood Clark	19036	Central Ave White St STH 73	Reconstruction	\$1,453,000.00	\$726,500.00
		Stafford St Schofield Ave (Termini) Stafford St (Break)			
		Central Ave Stafford St (Termini) White St			
Village of Greenville Outagamie	19040	Parkview Dr STH 76 Ridgeway Dr	Reconstruction	\$2,299,260.00	\$1,149,630.00
City of Brookfield Waukesha	19055	Davidson Rd E Ravenswood Hills Cir Poplar Creek Dr (Termini)	Reconditioning	\$250,000.00	\$125,000.00
City of Ashland Ashland	19067	11th St E STH 13 (Termini) Prentice Ave	Reconstruction	\$900,488.58	\$450,244.29
Village of Spring Valley Pierce	19114	Glade Ave S Third St Oak St	Reconstruction	\$561,300.00	\$280,650.00

# Local Roads Improvement Program (LRIP)

## 2024 - 2025 MSIS Project Summary

City/Village County	Project Number	On Route From Route To Route	Improvement Type	Total Project Cost	Approved Reimbursement Amount
City of Beaver Dam Dodge	19136	Madison St Curie St Chatham St	Reconstruction	\$1,745,000.00	\$872,500.00
Village of Colfax Dunn	19141	Balsam St Railroad Ave (Termini) Balsam St (Termini)	Reconstruction	\$330,300.00	\$165,150.00
City of Altoona Eau Claire	19147	7th St W James Ave Bartlett Ave	Reconstruction	\$410,000.00	\$205,000.00
Village of Siren Burnett	19150	Alden Rd South Shore Dr (Termini) Alden Rd (Termini)	Reconstruction	\$310,066.00	\$155,033.00
		Alden Rd South Shore Dr (Termini) Alden Rd (Termini)			
Village of Almena Barron	19154	Soo Ave W Cleveland St N Garfield St S (Termini)	Reconditioning	\$599,049.00	\$299,524.50
		Soo Ave E Garfield St S (Termini) CTH P (Termini)			
Village of Whiting Portage	19164	Polk St Water St (Termini) Albert St (Termini)	Reconstruction	\$858,281.00	\$429,140.50
City of Spooner Washburn	19168	Pioneer Dr Dur-A-Bilt Rd (Termini) Bay Ave (Termini)	Pavement Replacement	\$452,408.00	\$226,204.00
		W Beaver Brook Ave USH 63 Pioneer Dr (Break)			
City of Sturgeon Bay Door	19207	Memorial Dr S 9th Ave Utopia Cir	Pavement Replacement	\$442,122.66	\$221,061.33
City of Waukesha Waukesha	19450	N University Dr Northview Rd Summit Ave	Reconstruction	\$3,920,000.00	\$1,555,000.00
<b>Grand Total</b>				<b>\$53,758,328.99</b>	<b>\$26,515,078.20</b>



# Local Roads Improvement Program (LRIP)

## 2024 - 2025 CHIS Project Summary

County	Project Number	On Route From Route To Route	Improvement Type	Total Project Cost	Approved Reimbursement Amount
<b>WCHA District 1 - WCHA District 1 South Central</b>					
Rock	18630	CTH O CTH O (Termini) USH 14 (Termini)	Pavement Replacement	\$601,128.00	\$504,000.00
Green	18634	CTH EE CTH F (Termini) CTH E (Termini)	Resurfacing	\$763,857.00	\$445,276.76
Rock	18653	CTH J CTH O Avalon Rd (1)	Pavement Replacement	\$500,940.00	\$420,389.00
Sauk	18665	CTH G Pearl Rd CTH JJ	Reconstruction	\$1,400,000.00	\$445,276.00
Iowa	18759	CTH J CTH A (Termini) Avenell Rd	Pavement Replacement	\$1,076,800.00	\$924,389.00
Dane	18902	CTH P CTH PD (Termini) CTH S	Pavement Replacement	\$1,474,631.00	\$445,276.00
Jefferson	18919	CTH D USH 18 STH 59 (Termini)	Reconditioning	\$2,013,500.00	\$684,833.00
Lafayette	18931	CTH K STH 23 CTH E (Termini)	Resurfacing	\$611,000.00	\$445,276.00
Dodge	19105	CTH P STH 60 (Break) STH 33 (Break)	Resurfacing	\$4,385,950.00	\$924,389.00
Columbia	19193	CTH DM USH 51 (Break) CTH K (Termini)	Pavement Replacement	\$1,112,860.00	\$500,000.00
Columbia	19194	CTH A STH 60 STH 16	Pavement Replacement	\$987,457.00	\$424,389.00
<b>WCHA District 2 - WCHA District 2 Southeast</b>					
Walworth	18908	CTH C STH 67 CTH X (Break)	Pavement Replacement	\$3,132,600.00	\$691,502.60
Racine	19153	CTH FF CTH DD (Termini) CTH W (Termini)	Reconditioning	\$1,057,000.00	\$845,565.53
Kenosha	19155	CTH L Green Bay Rd (Break) 30th Ave (Termini)	Reconditioning	\$1,428,536.38	\$971,470.24
Waukesha	19188	CTH K CTH MD Shasta Dr	Resurfacing	\$2,177,460.00	\$1,907,974.16
Washington	19238	CTH P STH 60 (Break) Sherman Rd	Reconstruction	\$1,596,000.00	\$717,531.53

# Local Roads Improvement Program (LRIP)

## 2024 - 2025 CHIS Project Summary

County	Project Number	On Route From Route To Route	Improvement Type	Total Project Cost	Approved Reimbursement Amount
Ozaukee	19257	CTH W STH 33 Mink Ranch Rd	Reconstruction	\$2,900,000.00	\$574,649.32
Milwaukee	19267	CTH V Oakwood Rd W Lois Ln	Reconstruction	\$8,325,000.00	\$2,587,497.70
		CTH V Ryan Rd (Break) Puetz Rd			
<b>WCHA District 3 - WCHA District 3 Northeast</b>					
Fond du Lac	18540	CTH T Esterbrook Rd CTH C	Pavement Replacement	\$907,064.43	\$577,082.05
Manitowoc	18549	CTH NN CTH Z (Termini) CTH K (Termini)	Reconditioning	\$706,208.98	\$577,082.05
Sheboygan	18628	CTH KK Forest Ave Riverdale Ave	Reconstruction	\$1,873,100.00	\$577,082.05
Door	18661	CTH I STH 42 (Termini) CTH T	Resurfacing	\$967,596.00	\$577,082.05
Outagamie	18761	CTH F STH 187 Krull Rd	Resurfacing	\$1,200,000.00	\$577,082.05
		CTH F Krull Rd Pine St			
		CTH F Pine St STH 47 (Termini)			
Brown	18927	CTH S Serenity Dr Mid Valley Dr (1)	Reconstruction	\$750,000.00	\$577,082.04
Calumet	18994	CTH HR STH 32 (Termini) USH 10 (Termini)	Pavement Replacement	\$1,249,900.00	\$577,082.05
Marinette	19037	CTH RR STH 180 (Termini) CTH RR (Termini)	Pavement Replacement	\$1,540,000.00	\$577,082.05
Kewaunee	19082	CTH AB STH 54 Northbrook Dr	Resurfacing	\$645,000.00	\$577,082.05
Winnebago	19122	CTH E CTH FF STH 116 (Break)	Reconditioning	\$1,008,000.00	\$577,082.05
Oconto	19241	CTH R CTH VV Balsam Ln	Pavement Replacement	\$1,460,271.00	\$577,082.05
<b>WCHA District 4 - WCHA District 4 Central</b>					

# Local Roads Improvement Program (LRIP)

## 2024 - 2025 CHIS Project Summary

County	Project Number	On Route From Route To Route	Improvement Type	Total Project Cost	Approved Reimbursement Amount
Waupaca	18490	CTH O Mountain Lake Rd (2) CTH N	Reconstruction	\$513,484.77	\$462,136.29
Shawano	18682	CTH HHH E Green Bay St (Termini) Gumaer Rd	Pavement Replacement	\$1,037,619.05	\$514,572.00
		CTH M Meisner Rd Lenz Rd			
		CTH D Center St N Branch Rd			
		CTH M W Lieg Ave (Termini) Redwood Ln			
		CTH MM CTH M (Termini) Poplar Rd			
Marquette	18773	CTH CH Adams St (Termini) Becker Rd	Pavement Replacement	\$734,568.56	\$367,284.28
Green Lake	18948	CTH H Puckaway Rd CTH B	Reconstruction	\$426,204.98	\$115,143.86
Marathon	19074	CTH N Laurel Rd Ramp CTH N to USH 51 (2)	Pavement Replacement	\$1,200,000.00	\$912,011.31
		CTH R CTH N (Termini) CTH NN			
		CTH R CTH NN Sherman St			
		CTH R CTH NN Sherman St			
Adams	19090	CTH Z Edgewood Ave Ember Ave	Reconstruction	\$1,915,000.00	\$112,539.33
Portage	19230	CTH T CTH B (Break) STH 161	Reconditioning	\$740,000.00	\$369,519.71
Wood	19239	CTH M CTH P (Termini) CTH M (Termini)	Pavement Replacement	\$827,000.00	\$552,275.99
		CTH Y N Galvin Ave (Break) CTH M			

# Local Roads Improvement Program (LRIP)

## 2024 - 2025 CHIS Project Summary

County	Project Number	On Route From Route To Route	Improvement Type	Total Project Cost	Approved Reimbursement Amount
Waushara	19263	CTH Q CTH E (Termini) STH 49 (Termini)	Pavement Replacement	\$1,085,000.00	\$244,813.54
<b>WCHA District 5 - WCHA District 5 Southwest</b>					
Grant	18852	CTH H Dry Hollow Rd (Termini) Elm St	Resurfacing	\$935,840.00	\$842,250.00
Richland	19127	CTH OO Riverview Ridge Dr STH 60 (Termini)	Pavement Replacement	\$625,500.00	\$562,950.00
Richland	19128	CTH N STH 58 (Break) Smurf Ln	Structure	\$325,000.00	\$151,144.14
La Crosse	19243	CTH T CTH EE STH 162 (Termini)	Reconditioning	\$1,000,000.00	\$900,000.00
<b>WCHA District 6 - WCHA District 6 West Central</b>					
Taylor	18639	CTH D Federal Forest 113 Rd CTH N	Pavement Replacement	\$682,441.84	\$246,003.69
Eau Claire	18711	CTH U CTH U (Termini) CTH HH (Termini)	Pavement Replacement	\$1,357,000.00	\$678,277.75
Dunn	19121	CTH E 629th Ave STH 40 (Termini)	Pavement Replacement	\$950,000.00	\$460,826.69
Chippewa	19190	CTH Q 105th Ave 102nd Ave	Structure	\$684,000.00	\$582,260.22
St. Croix	19208	CTH Q USH 63 (Termini) CTH P	Reconditioning	\$860,000.00	\$575,998.96
Clark	19210	CTH M Capital Rd CTH GG	Pavement Replacement	\$802,000.00	\$335,446.27
Pepin	19218	CTH X CTH Z CTH ZX (Termini)	Pavement Replacement	\$300,000.00	\$177,795.49
Pierce	19229	CTH CC CTH HH USH 10	Reconstruction	\$1,062,600.00	\$325,343.12
Jackson	19260	CTH N CTH H (1) Vinger Rd	Reconditioning	\$378,609.00	\$237,797.77
Buffalo	19337	CTH O STH 35 Rose Valley Rd	Structure	\$280,000.00	\$120,000.00
Buffalo	19338	CTH NN STH 88 (Termini) Rudy Rd	Structure	\$380,000.00	\$151,490.65

# Local Roads Improvement Program (LRIP)

## 2024 - 2025 CHIS Project Summary

County	Project Number	On Route From Route To Route	Improvement Type	Total Project Cost	Approved Reimbursement Amount
Trempealeau	19369	CTH D Dopp Rd Simonson Ln	Reconditioning	\$1,608,656.00	\$314,989.36
<b>WCHA District 7 - WCHA District 7 North Central</b>					
Iron	18576	CTH H CTH J (Termini) Pine Forest Rd	Reconstruction	\$332,644.00	\$216,516.00
Oneida	18627	CTH N CTH K (Termini) Washburn Lake Rd	Pavement Replacement	\$684,159.29	\$216,516.76
Langlade	18869	CTH G USH 45 (Termini) CTH X	Reconditioning	\$459,652.00	\$216,516.76
Price	18978	CTH H Sheep Ranch Rd CTH D (Termini)	Resurfacing	\$1,190,000.00	\$216,516.76
Forest	19001	CTH S Wolf River Rd STH 32 (Termini)	Pavement Replacement	\$500,000.00	\$216,516.86
Florence	19159	CTH B CTH U (Termini) C West Rd	Resurfacing	\$567,908.00	\$216,516.76
Vilas	19177	CTH W CTH K CTH P	Reconditioning	\$3,942,046.86	\$216,516.76
Menominee	19271	CTH AA Corn Rd CTH AA (Termini)	Pavement Replacement	\$525,525.00	\$216,516.76
Lincoln	19331	CTH A USH 8 (Termini) County Trunk Highway A (Break)	Reconditioning	\$840,000.00	\$216,516.76
<b>WCHA District 8 - WCHA District 8 Northwest</b>					
Douglas	18552	CTH P CTH A (Termini) Hazel Prairie Rd	Pavement Replacement	\$764,603.49	\$395,060.97
Washburn	18753	CTH B Belvidere Rd STH 70 (Break)	Reconditioning	\$546,825.00	\$199,433.71
Ashland	18782	CTH GG Mineral Lake Rd Quarry Rd	Resurfacing	\$1,088,299.64	\$177,795.49
Barron	18798	CTH D 26 1/2 St County Line Rd (Termini)	Reconditioning	\$980,925.38	\$371,089.62
Polk	18941	CTH I Clam Falls Trl CTH O	Pavement Replacement	\$1,015,609.00	\$394,136.36

# Local Roads Improvement Program (LRIP)

## 2024 - 2025 CHIS Project Summary

County	Project Number	On Route From Route To Route	Improvement Type	Total Project Cost	Approved Reimbursement Amount
Sawyer	19198	CTH W Barker Lake Rd (Termini) Olmstead Rd	Resurfacing	\$618,000.00	\$225,589.48
Bayfield	19273	CTH A USH 2 (Break) Hoffren Rd	Pavement Replacement	\$614,075.00	\$179,191.37
Rusk	19276	CTH D CTH F Sunset Ln	Reconditioning	\$703,000.00	\$230,378.10
Burnett	19286	CTH T CTH A (Termini) CTH C (Termini)	Reconditioning	\$910,000.00	\$213,987.22
<b>Grand Total</b>				<b>\$84,845,656.65</b>	<b>\$35,455,770.30</b>