

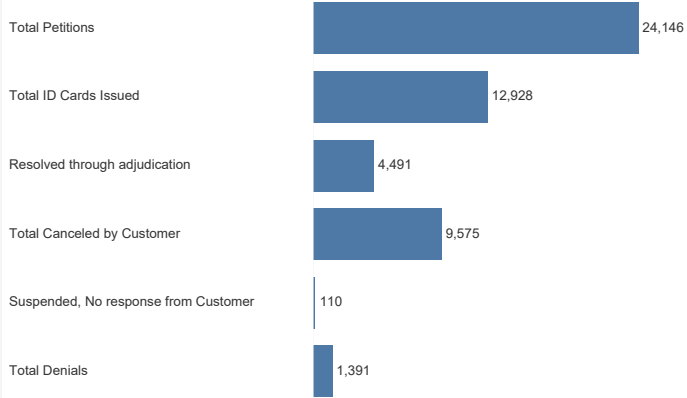


ID Petition Process

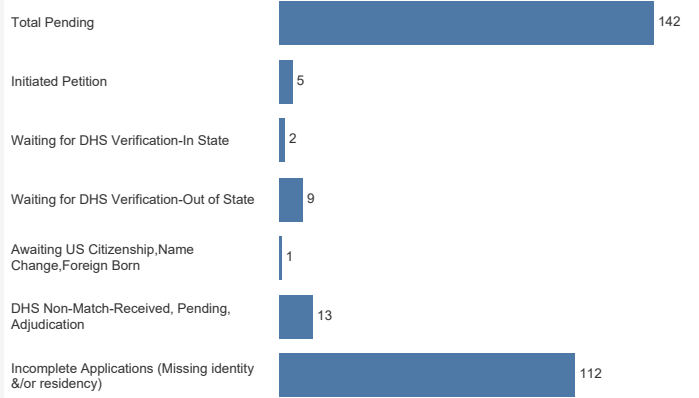
Monthly Total Original IDs, Total Petitions & Petition Percentage

Date Range	Original IDs Issued	Petitions Filed	Petition Application Percentage
3/1/2026 to 3/31/2026	4,364	245	5.61%
9/15/2014 to 3/31/2026	530,115	24,146	4.55%

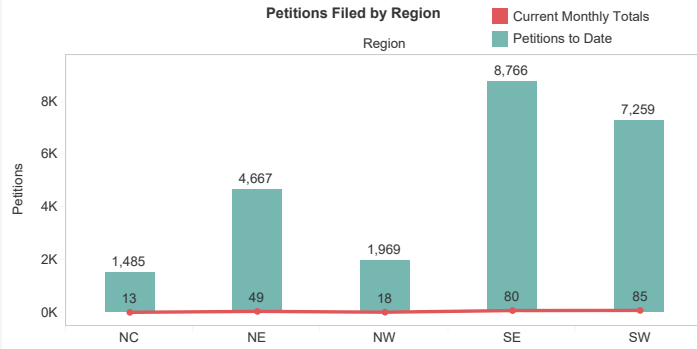
Cumulative Status



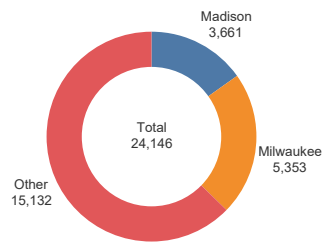
Pending



Petitions Filed by Region



Petitions Filed by City



Issued through extraordinary proof to date: 1,456