



DMV 2024 Facts and Figures



Contents

Contact Information	1
Dealers	2
Buyer Identification Card	2
Buyer Licenses Issued	3
Consumer Complaints.....	4
Dealer Inspections Completed.....	5
Dealer Licenses Issued	6
Salesperson Licenses Issued	7
Drivers.....	8
Abstracts	8
Citations and Convictions	9
Traffic Convictions Entered.....	10
Driver License Fees	13
Commercial Driver License (CDL).....	14
Commercial Driver License (CDL) Statistics	14
Commercial Driver License Statistics – Endorsements.....	18
Instruction Permit Statistics.....	20
Commercial Driving School	22
Motorcycle Endorsement	23
Motorcycle License Class M Statistics.....	23
Occupational License	25
Driver License and ID Cards Issued	26
Drivers Licensed by County.....	28
Drivers Licensed – Probationary	30
Drivers Licensed – Probationary and Regular.....	32
Total Licensed Drivers by Year.....	35
Medical Evaluation for Drivers	36
Organ Donor	38
Photo Identification Card (ID).....	39
ID Petition Process (IDPP)	40
Valid ID Cards by County.....	41
Administrative Suspension: Alcohol Concentration	43
Alcohol/Drug Review	44
Disqualifications.....	45

Habitual Traffic Offender	46
Revocations and Suspensions	47
Revocations or Suspensions by Reason of Conviction.....	48
Operating While Intoxicated: Lifetime Offenses	51
Revocation and Suspension Reinstatement	52
2023 Safety Responsibility Program Results *	54
Proof of Financial Responsibility.....	55
Traffic Safety Programs.....	56
Driving Skills Test	59
Driver License Knowledge Exam	60
Administrative Rules in Calendar 2024.....	62
New Laws in Calendar Year 2024.....	62
Transportation Fund Revenue	63
Motor Carriers	64
Heavy Vehicle Use Tax (HVUT).....	64
International Registration Plan (IRP)	64
Motor Carrier Audit	66
Motor Carrier Fuel Tax.....	67
Motor Carrier Insurance	68
Motor Carrier Unified Carrier Registration.....	69
Telephone Authorization	70
Vehicles.....	71
Certificate of Title	71
Disabled Parking Identification Card	72
Electronic Title and Registration.....	73
Heavy Vehicle Registration & Titling.....	74
Involuntary Transfer	74
License Plates Issued.....	75
License Plates & Renewal Stickers	78
Online Registration Renewal	79
Personalized License Plate	80
Traffic Violation & Registration Program (TV&RP)	82
Vehicle Emissions Inspection Program (I/M).....	83
Plate/Registration/Vehicle Type Abbreviations	84
Vehicles Registered by County	87

Vehicles Registered by Year	89
-----------------------------------	----

Contact Information

Wisconsin Division of Motor Vehicles (DMV) is approximately 750 DMV staff members who work at more than 85 locations around the state to help customers quickly obtain quality products and services and promote transportation safety.

DMV is comprised of three Bureaus and the Office of Compliance, Accounting, and Technical Solutions:

Bureau of Driver Services (BDS)

Informs, educates, and licenses drivers; analyzes data to enhance programs and achieve driver safety; and withdraws driving privileges when abuses occur.

Bureau of Field Services (BFS)

Provides customer service throughout the state; tests drivers; issues driver's licenses and identification cards; processes applications for registration, titles, or license plates.

Bureau of Vehicle Services (BVS)

Registers and titles all motor vehicles; licenses motor vehicle dealerships/salespersons and monitors their activities; distributes license plates and stickers; maintains records of all vehicle registration-related transactions; licenses and registers interstate motor carrier vehicles based both in Wisconsin and in other states; and provides for vehicle emission testing.

Office of Compliance, Accounting, and Technical Solutions (OCATS)

Performs program audits and monitors compliance with statutes, rules and policies, and works to investigate and prevent fraud; works to perform cost accounting and reconciliation services for revenue DMV collects, directs monthly analysis and payments of various programs; provides technical support for telecom services, reports and analysis, and DMV computer security.

For Facts and Figures reporting assistance, please contact:

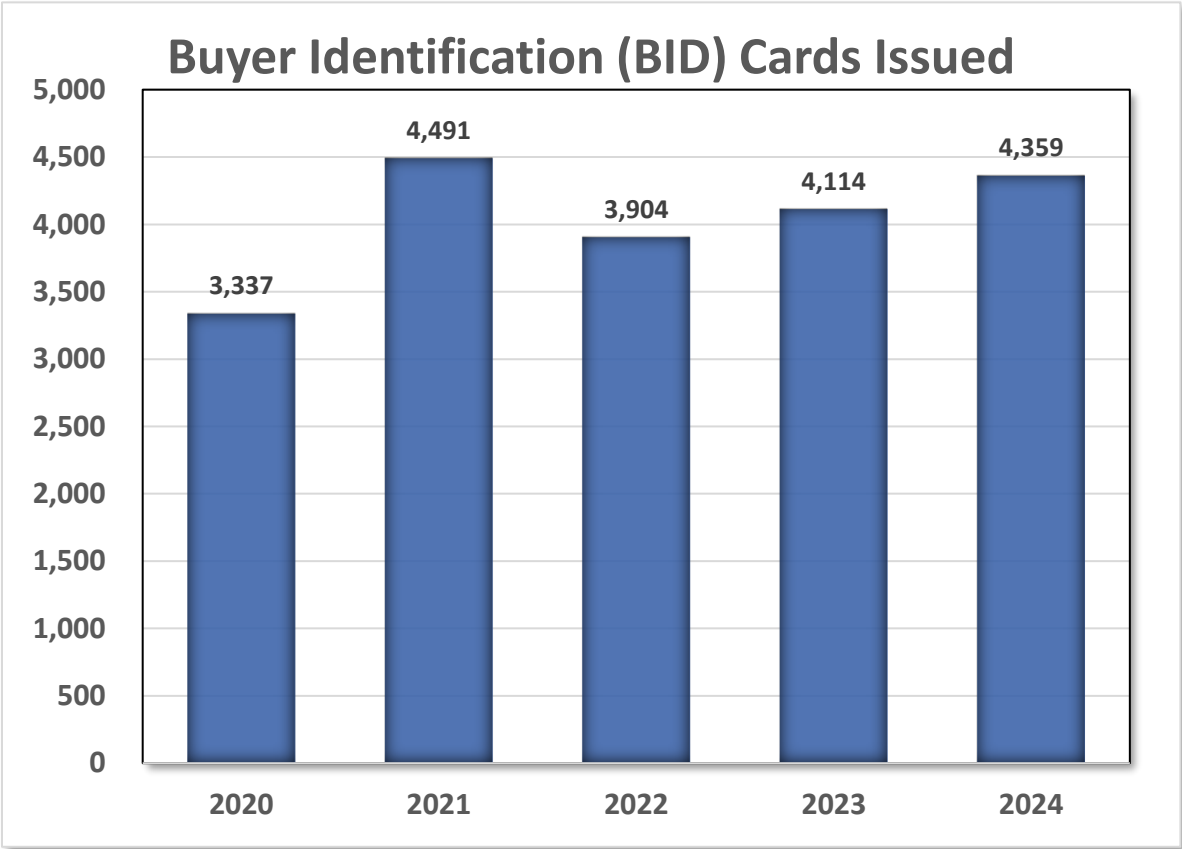
Division of Motor Vehicles – Facts and Figures Committee

Email: DOTLDMV Facts and Figures@dot.wi.gov

Dealers

Buyer Identification Card

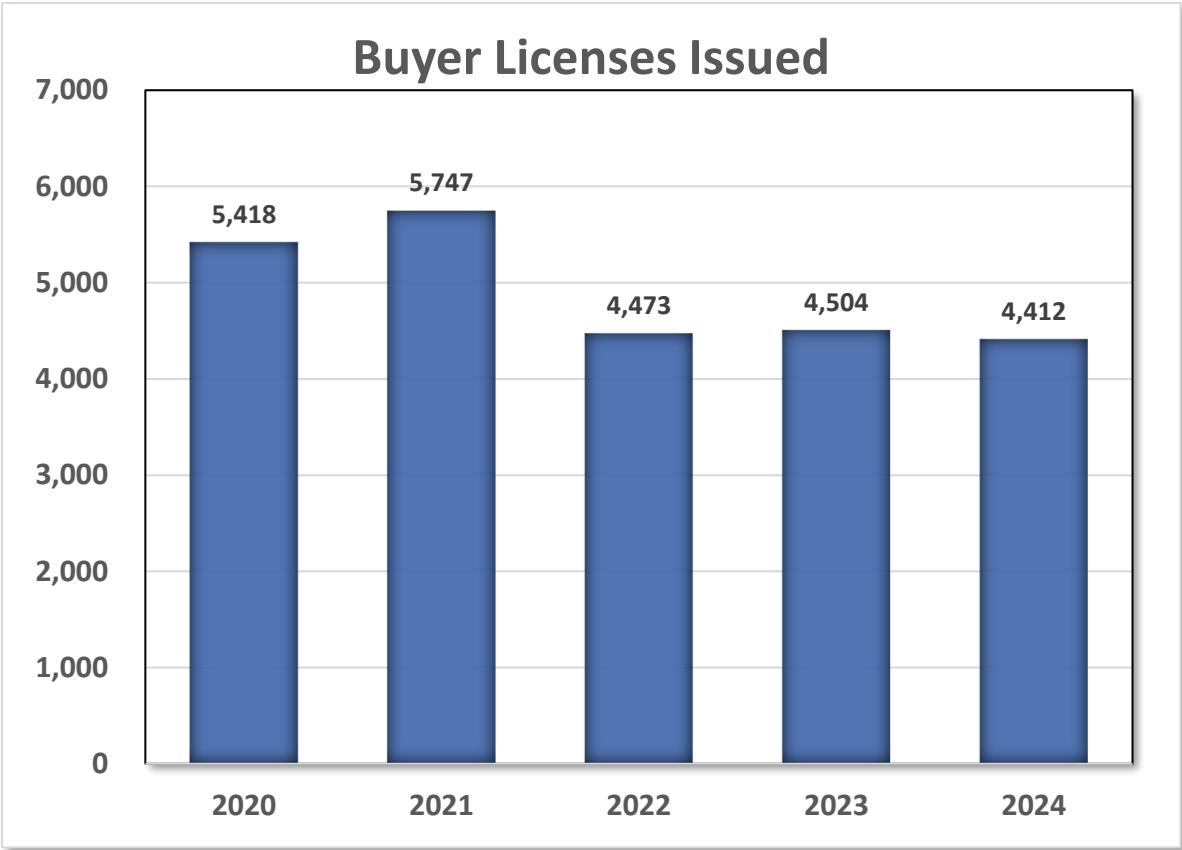
A Salvage Buyer Identification (BID) card permits the holder to attend salvage auction pools. DMV licenses persons who want to purchase damaged motor vehicles from motor vehicle salvage pools. The BID card holder must be an employee of a licensed dealer and may hold BID cards for more than one dealer at a time.



Source: Bureau of Vehicle Services\Dealer and Agent\Business and Customer Services Unit Work Statistics

Buyer Licenses Issued

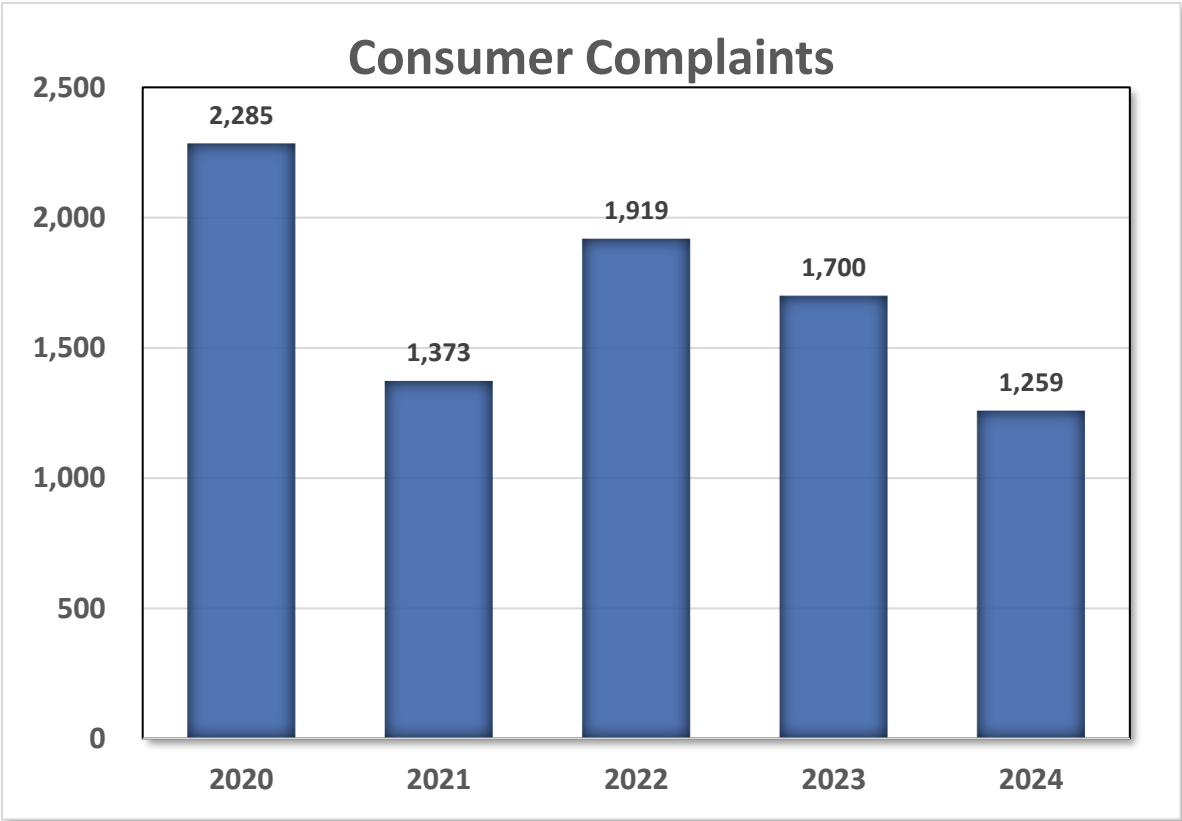
A buyer’s license allows the holder to bid on and purchase vehicles at wholesale motor vehicle auctions or dealerships.



Source: Bureau of Vehicle Services\Dealer and Agent\Business and Customer Services Unit Work Statistics

Consumer Complaints

If a consumer has a problem with a vehicle purchased or leased from a Wisconsin dealer, DMV staff may be able to [help](#).



Source: BVS\DA\Field Investigation Unit Work Statistics

Dealer Inspections Completed

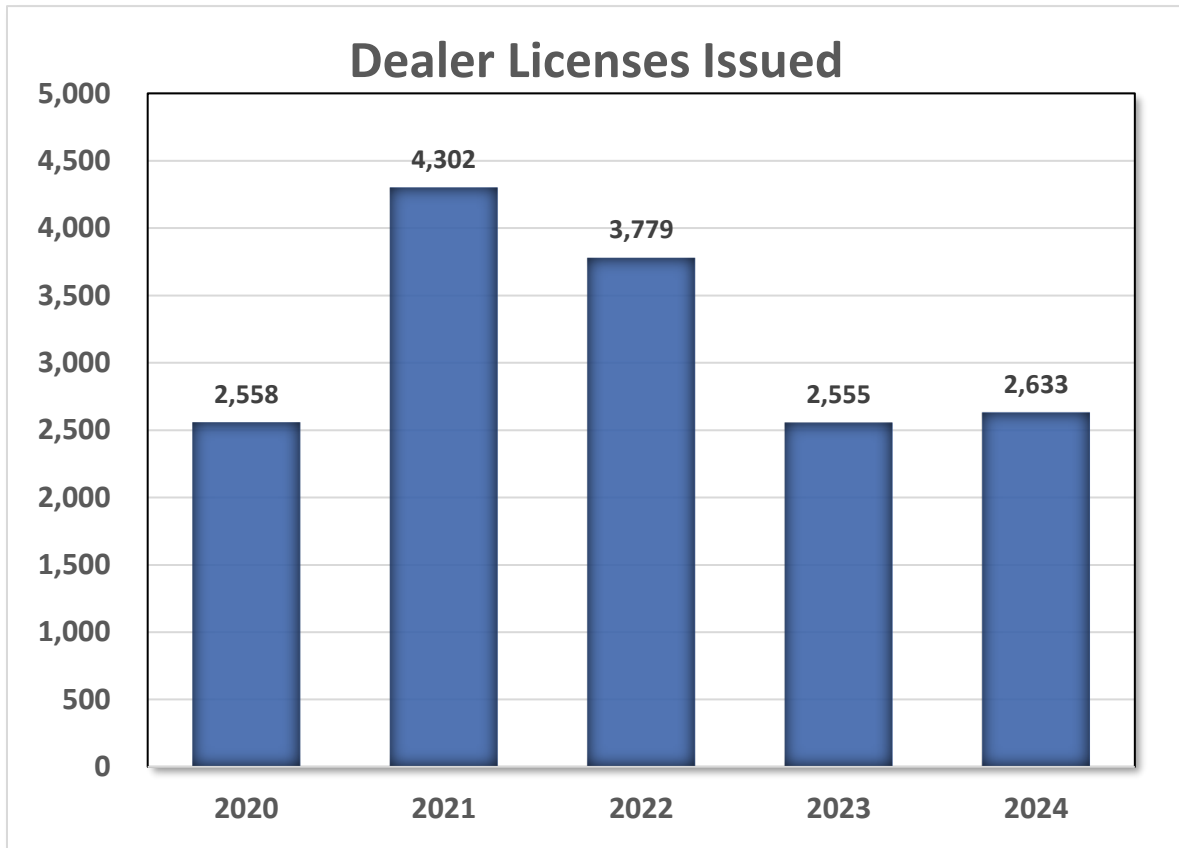
DMV staff perform on-site dealership inspections to provide education; evaluate compliance with trade practices, record-keeping, and business facility laws; and to resolve consumer complaints.



Source: BVS\DA\Field Investigation Unit Work Statistics

Dealer Licenses Issued

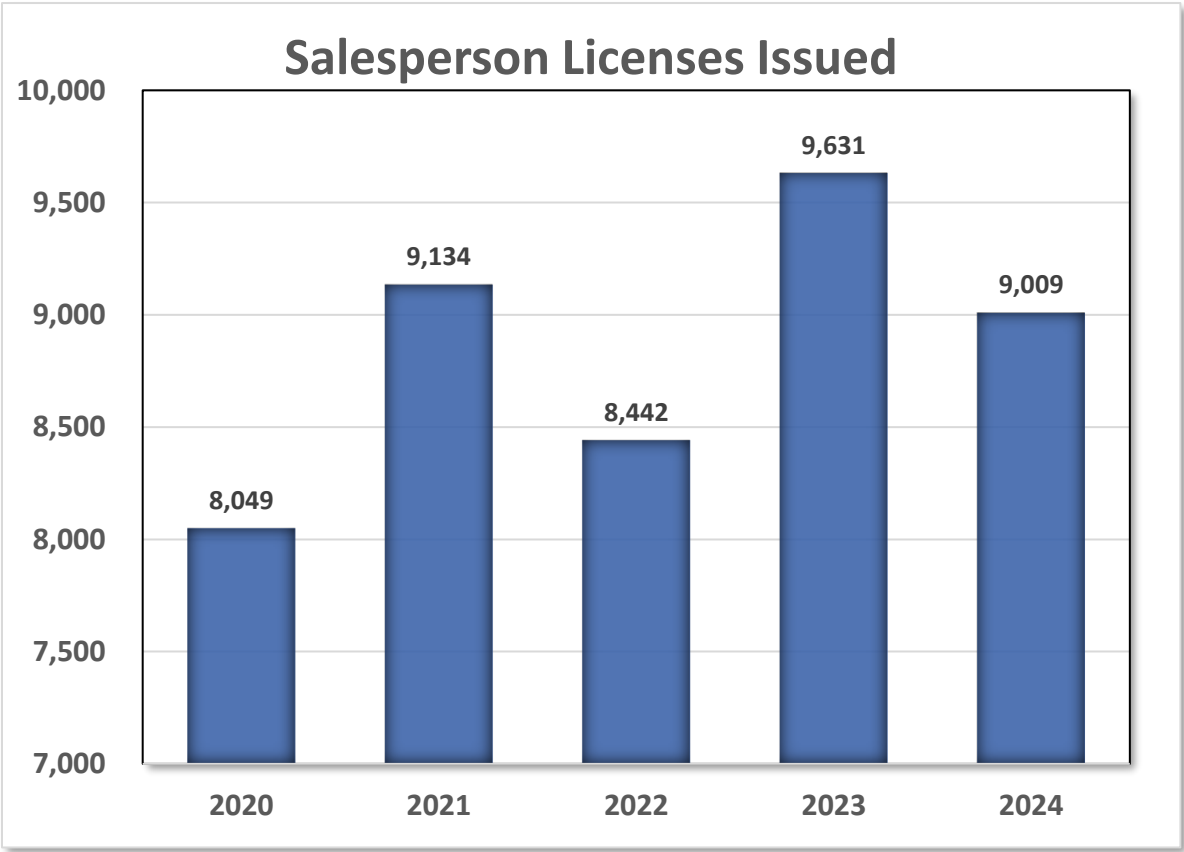
A retail dealer license is required to sell or lease vehicles to the general public.



Source: BVS\DA\Business and Customer Services Unit Work Statistics

Salesperson Licenses Issued

A salesperson license is required to sell vehicles to the public as an employee of a retail dealer or recreational vehicle dealer.



Source: BVS\DA\Business and Customer Services Unit Work Statistics

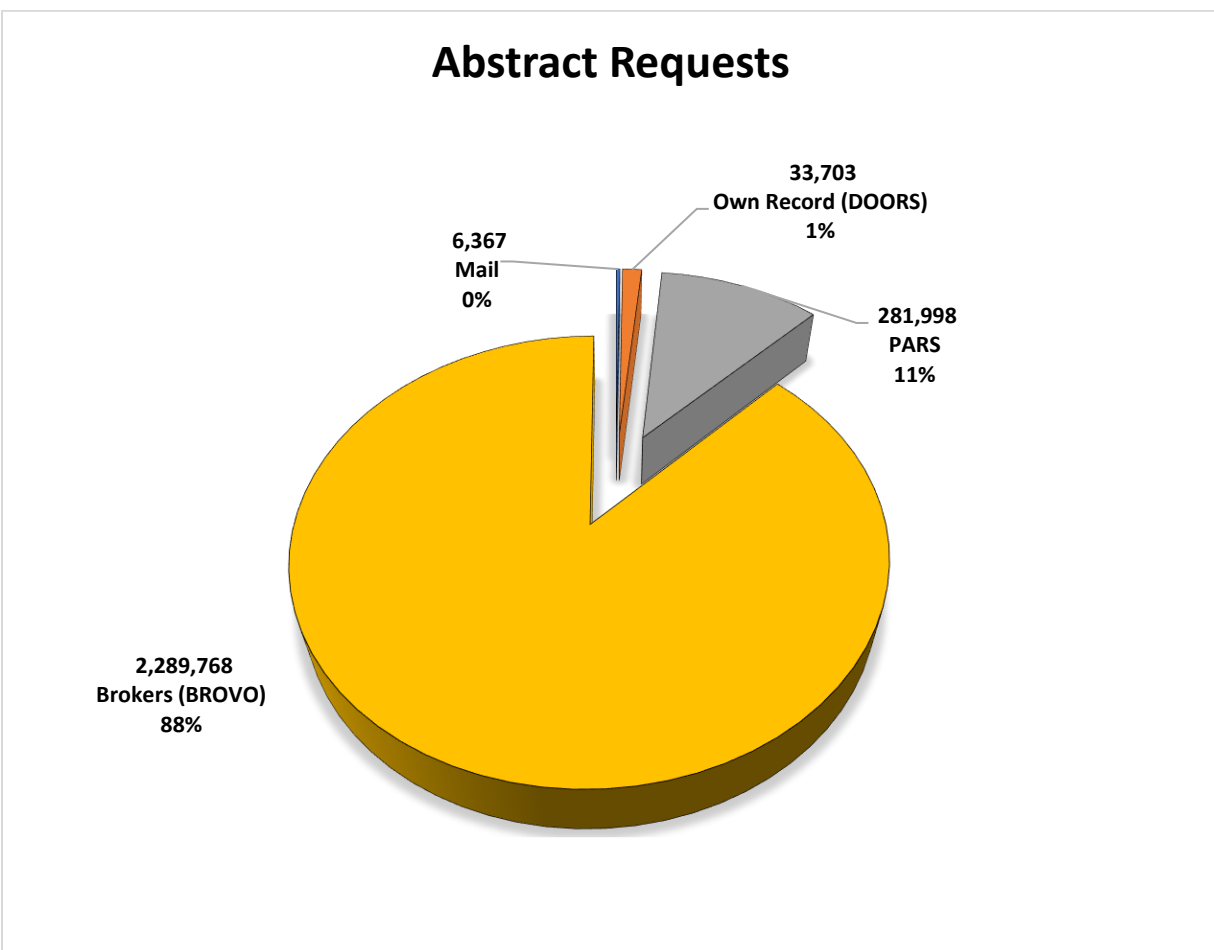
Drivers

Abstracts

Driver record abstracts are computer-generated copies of DMV's driver records. Most driver record entries are retained for the preceding five years; however, certain convictions can result in a driver record being retained indefinitely.

Driver records can be requested in any of several different ways:

- [Public Abstract Request System \(PARS\)](#)
- [Purchase Your Own Record – Online or by Mail](#)
- Brokers/Volume (BROVO) account holders are authorized under contract to receive driver record information and provide it to eligible recipients, as required for their specific business needs and according to DPPA guidelines. BROVO account holders are required to maintain a contract, updated DPPA form and comply with background check requirements at specific intervals. The BROVO service is provided by WisDOT in partnership with Tyler Technologies.



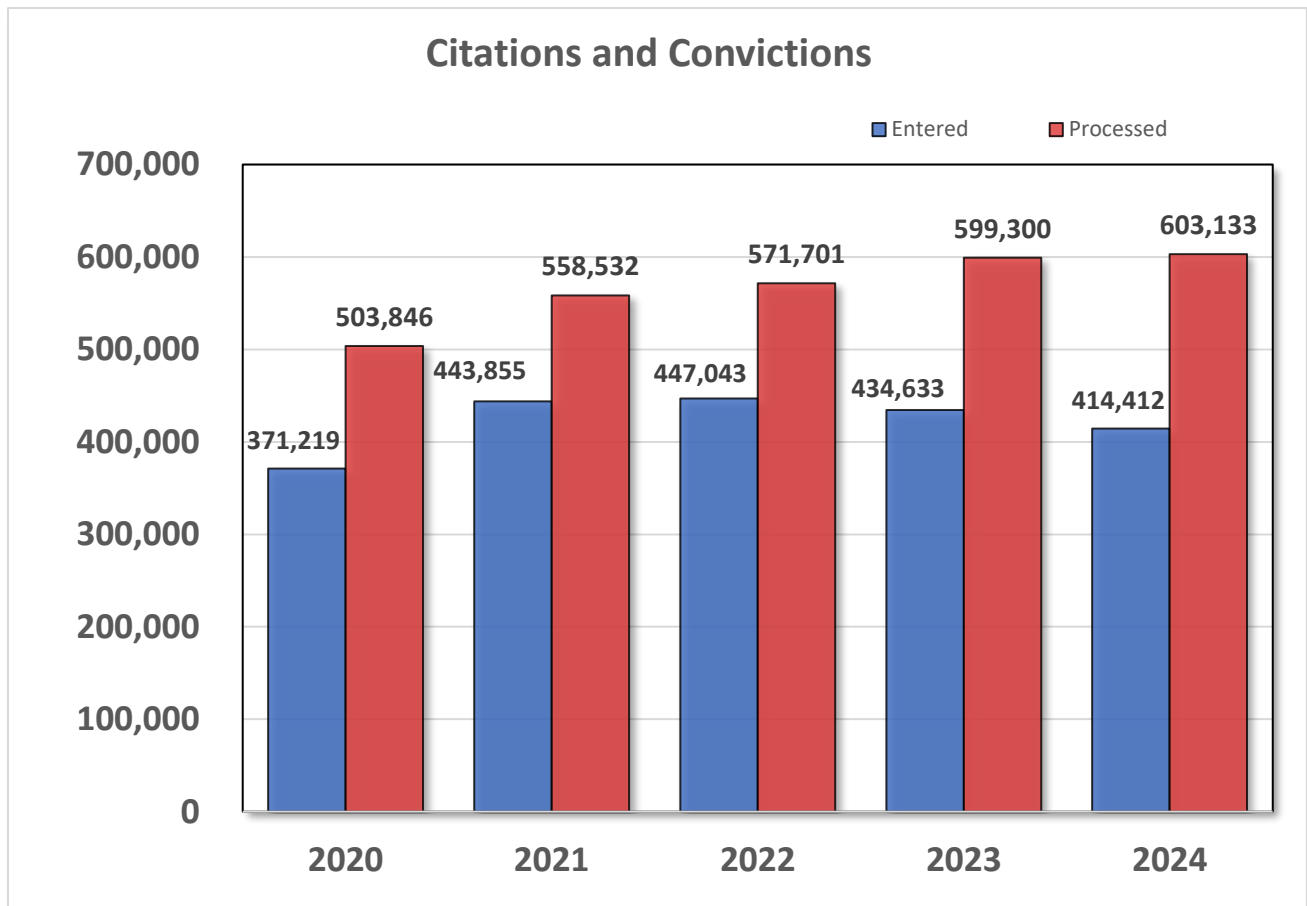
Source: BDS\DMVCC Work Statistics

Citations and Convictions

Citations: Enforcement officers issue traffic citations (tickets) to drivers for violations of traffic laws. Most citations are written on the Wisconsin Uniform Traffic Citation (UTC) form. Each citation must be resolved by a court action.

Convictions: Convictions result from a guilty plea or court finding of guilty when a person is cited for a traffic violation. When a court finds a driver guilty of a charge, the person usually pays a fine or forfeiture and is assessed demerit points on point assessable offenses.

The courts forward all convictions to the DMV. The DMV is required to record convictions to establish a person's driving history. The DMV maintains this history of Wisconsin drivers to determine when license withdrawal is necessary. Some single convictions require that DMV withdraw a license. Other times a driver's accumulation of demerit points triggers an action.



“Entered” means convictions were posted to the Driver Record.

“Processed” includes convictions posted to the Driver Record and those that do not post to the Driver Record. For example, tickets that are written to out-of-state drivers and to companies, or tickets that are dismissed or the driver was found not guilty, etc., still need to be sorted, stored electronically, and processed because of UTC accountability issues.

Source: Bureau of Driver Services, Citations & Withdrawals Section

Traffic Convictions Entered

Traffic Convictions Entered on Driver Record File (2024)				
Rank	Code	Charge	Quantity YTD	%
1	SI	Speeding Intermediate (11-19 over limit)	73,845	12.24%
2	OWS	Operating While Suspended	50,903	8.44%
3	CNI	Compulsory Insurance - No Insurance	47,742	7.92%
4	OWL	Operating w/o Driver License	39,158	6.49%
5	S	Speeding (1-10 over speed limit)	38,354	6.36%
6	SE	Speeding Excess (20 or more over limit)	37,863	6.28%
7	UV	Unregistered Vehicle	37,332	6.19%
8	FFS	Failure to Fasten Seat Belt	28,173	4.67%
9	OWI	Operat. under influence intoxicant/controlled substance	25,066	4.16%
10	CNP	Compulsory Insurance - No Proof	24,608	4.08%
11	FOS	Failure to Obey Traffic Sign or Signal	23,821	3.95%
12	BAC	Blood Alcohol Concentration (prohibited)	16,122	2.67%
13	OAR	Operating After Revocation	14,199	2.35%
14	DS	Defective Speedometer	11,881	1.97%
15	ORS	Operating while Registration Suspended (209)	10,178	1.69%
16	FYR	Failure to Yield Right of Way	9,676	1.60%
17	LNP	License not on person	7,140	1.18%
18	ID	Inattentive Driving	5,619	0.93%
19	FTC	Following too Closely	5,349	0.89%
20	IS	Imprudent Speed	5,280	0.88%
21	DLT	Deviating from Lane of Traffic	4,949	0.82%
22	OT	Obstructing Traffic	4,847	0.80%
23	FVC	Failure to Keep Vehicle Under Control	4,812	0.80%
24	SVL	Signal Violation	4,721	0.78%
25	IP	Improper Plates	4,600	0.76%
26	PAC	Prohibited Alcohol Concentration (212)	3,943	0.65%
27	IC	Implied Consent	3,940	0.65%
28	UAL	Underage Alcohol (207)	3,849	0.64%
29	IL	No or improper lights	3,242	0.54%
30	IVO	Intoxicant in Vehicle - Operator	3,158	0.52%
31	FPS	Failure to Pay Support (205)	3,140	0.52%
32	PI	Passing Illegally	3,115	0.52%
33	OV	Obstructed View or Control	3,009	0.50%
34	VOR	Violation of Restriction	2,769	0.46%
35	RD	Reckless Driving	2,566	0.43%
36	AEO	Attempt to Elude Officer	2,527	0.42%
37	CSR	Child Safety Restraint	2,110	0.35%
38	IT	Illegal Turn	2,043	0.34%
39	FRA	Failure to Report Accident	2,028	0.34%
40	DWS	Driving on Wrong Side of Highway	2,015	0.33%
41	DOF	Deface or Obstruct Official Sign	1,819	0.30%
42	TFC	Too Fast for Conditions	1,548	0.26%
43	T	Truancy	1,383	0.23%
44	FSU	Failure to Stop After Accident unattended vehicle	1,342	0.22%
45	FSB	Failure to Stop for School Bus	1,276	0.21%
46	DSP	Duty Upon Striking property	1,263	0.21%
47	IM	Improper Muffler	1,236	0.20%
48	VUF	Vehicle Used in Commission of Felony	1,080	0.18%

Traffic Convictions Entered on Driver Record File (2024)				
Rank	Code	Charge	Quantity YTD	%
49	BI	Backing Illegally	1,024	0.17%
50	JA	Juvenile Alcohol*	908	0.15%
51	FSA	Failure to Stop After Accident	810	0.13%
52	IDT	Ignition/Immobilization Device Tampering	777	0.13%
53	POH	Parking on Highway	595	0.10%
54	DOW	Driving over Walk	572	0.09%
55	IE	Improper Equipment	507	0.08%
56	IVP	Intoxicant in Vehicle - Passenger	448	0.07%
57	CD	Careless Driving (out-of-state only)	381	0.06%
58	RPS	Restrictions on Parking and Stopping	355	0.06%
59	PUP	Permitting Unauthorized Person to Operate	351	0.06%
60	TWD	Texting While Driving	340	0.06%
61	D	Drug Conviction	311	0.05%
62	UAO	Underage Alcohol Operation**	307	0.05%
63	FGS	Failure to Give Signal	297	0.05%
64	FTT	Failure to Transfer Title	285	0.05%
65	OII	Operating while Intoxicated Causing Injury	279	0.05%
66	DAT	Driving Against Traffic	274	0.05%
67	CUL	Commercial Unlawful License	255	0.04%
68	CDL	Commercial Deviating from Lane of Traffic	251	0.04%
69	FNC	Failure to Notify of Address or Name Change	241	0.04%
70	UA	Unnecessary Acceleration	224	0.04%
71	CSI	Commercial Speeding Intermediate (15-19 over)	206	0.03%
72	SLL	Special Limitations on Load	191	0.03%
73	IB	Improper Brakes	188	0.03%
74	IIV	Intoxicant in Vehicle - Underage Person	178	0.03%
75	UID	Underage ID (208)	136	0.02%
76	OCS	Operating while Intoxicated-Controlled Substance	132	0.02%
77	CFC	Commercial Following too Closely	123	0.02%
78	R	Racing	120	0.02%
79	CFP	Commercial Failure to Pay (out-of-state only)	116	0.02%
80	NH	Negligent Homicide	94	0.02%
81	FDL	Failure to Dim Lights	90	0.01%
82	CFA	Commercial Failure to Appear (out-of-state only)	84	0.01%
83	JCS	Juvenile Controlled Substances (under 17)	83	0.01%
84	GBH	Great Bodily Harm	62	0.01%
85	CSE	Commercial Speeding Excess (20 or more over)	57	0.01%
86	CTU	Commercial Telephone Use While Driving	57	0.01%
87	DDH	Driving on Divided Highway	55	0.01%
88	NHI	Negligent Homicide Intoxicated	54	0.01%
89	CPI	Commercial Passing Illegally	52	0.01%
90	MDO	Miscellaneous Driving Offenses (204)	47	0.01%
91	IPW	Improper Use Phone While Driving in Work Zone	45	0.01%
92	FYL	Flashing Yellow Violation	42	0.01%
93	CNC	Commercial Failure to Comply (out-of-state only)	40	0.01%
94	CWI	Commercial Operating while Intoxicated	37	0.01%
95	CTF	Commercial Too Fast for Conditions	36	0.01%
96	TPV	Transporting Person or Vehicle Illegally	33	0.01%
97	OSO	Operating while Out of Service	30	0.00%
98	LH	Littering highway	29	0.00%
99	UN	Unnecessary noise	29	0.00%

Traffic Convictions Entered on Driver Record File (2024)				
Rank	Code	Charge	Quantity YTD	%
100	CDS	Comm. Duty upon Striking Property	28	0.00%
101	CIS	Commercial Imprudent Speed	28	0.00%
102	CFR	Commercial Failure to Report Accident	22	0.00%
103	TCC	Transporting Children in Cargo Area of Motor Vehicle	18	0.00%
104	CAC	Commercial Admin. Suspension	15	0.00%
105	CRD	Commercial Reckless Driving	15	0.00%
106	CCD	Commercial Careless Driving (out-of-state only)	13	0.00%
107	FA	Falsified Application	13	0.00%
108	CFU	Comm. Failure to Stop after Accident (unattended Veh)	10	0.00%
109	UTD	Use Telephone While Driving with Probationary/Instructional Permit	9	0.00%
110	IUL	Illegal use of Operator's License	7	0.00%
111	MSC	Miscellaneous	7	0.00%
112	OWD	Operating while Disqualified	7	0.00%
113	FEM	Following Emergency Vehicle	6	0.00%
114	IR	Illegal Riding	6	0.00%
115	SOL	Surrender of License upon Cancellation Revocation or Suspension	6	0.00%
116	CFH	Crossing Fire Hose	5	0.00%
117	FAR	Falsified Accident Report	5	0.00%
118	CFI	Compulsory Insurance - Fraudulent, False or Invalid Proof of Insurance	4	0.00%
119	CPB	Commercial Possession of Intoxicant Beverage	4	0.00%
120	CIC	Commercial Implied Consent	3	0.00%
121	COO	Commercial 0.0 -Not-a-Drop	3	0.00%
122	ICU	Implied Consent Underage	3	0.00%
123	RRP	Reproducing Evidence of Registration Prohibited	3	0.00%
124	RVL	Roadway Violation	3	0.00%
125	HWI	Haz. Commercial Operating while Intoxicated	2	0.00%
126	IUC	Insufficient Undercarriage Clearance	2	0.00%
127	RRS	Railroad Sign Violation	2	0.00%
128	CA	Commercial Alcohol	1	0.00%
129	HDS	Haz. Commercial Duty Upon Striking Property	1	0.00%
130	HFR	Haz. Commercial Failure to Report Accident	1	0.00%
131	HFU	Haz. Comm. Failure to Stop After Accident (unattended)	1	0.00%
132	P	Perjury	1	0.00%
133	PLS	Projecting Loads on Side of Vehicle	1	0.00%
134	RRG	Railroad Grade Violation	1	0.00%
Total			603,133	

* Under the legal drinking age (under 21); violation under Chapter 48 & 125

** Under 21 years of age; not-a-drop, Statute 346.63(2m)

*** Note: This report only includes convictions entered on the driving record

Source: CVCNTMTH

Driver License Fees

A driver license is evidence of authority to operate a motor vehicle. The two types of driver licenses are probationary or regular.

License fees:

Non-Commercial Driver License Instruction permit	\$35
--	------

Motorcycle instruction permit	\$32
-------------------------------	------

Driving skills exam

Auto (Class D)	\$15
----------------	------

Motorcycle (Class M)	\$15
----------------------	------

Original Probationary or Regular License

Auto (Class D)	\$28
----------------	------

Motorcycle (Class M)	\$22
----------------------	------

Renewal License –8 year

Auto (Class D)	\$34
----------------	------

Motorcycle (Class M)	\$18
----------------------	------

Auto and Motorcycle (Class D/M)	\$42
---------------------------------	------

Commercial Driver License

Instruction permit	\$30
--------------------	------

Driving skills exam - Class A, B, C (except school bus)	\$20
---	------

School bus skills exam - Class B, C, D	\$15
--	------

Original or Renewal License

(Classes A, B and/or C with or without endorsements)	\$74
--	------

Add Class(es) to existing license	\$5
-----------------------------------	-----

(Cost is for each class added, with an additional \$10 Federal Verification fee)

HME-TSA Assessment Fee (Federal fee increased from \$34 on 12/2/2024)	\$57.25
---	---------

Add Endorsements (each) to existing license	\$5
---	-----

Lift (No CMV operation in interstate commerce) restriction	\$14
--	------

Lift (No CMV operation with air brakes) restriction	\$14
---	------

Commercial Driver License (CDL)

A commercial driver license (CDL) is required for anyone operating a vehicle that:

- Weighs over 26,000 pounds. To determine the weight of the vehicle, use the highest of the following weights: manufacturer's gross vehicle weight rating (GVWR), manufacturer's gross combination weight rating (GCWR), actual weight, registered weight
- Carries hazardous materials that require placarding under federal law. (Placarding requirements are found in **Title 49, Code of Federal Motor Carrier Safety Regulations, part 397.**)
- Is designed or used to carry 16 or more persons including the driver.

Commercial Driver License (CDL) Statistics

Birth Year	Age	ABC			BC			C		
		M	F	Total	M	F	Total	M	F	Total
2006	18	286	11	297	21	2	23	8	1	9
2005	19	594	31	625	54	5	59	12	5	17
2004	20	770	29	799	77	7	84	9	3	12
2003	21	1,031	24	1,055	122	20	142	11	2	13
2002	22	1,142	37	1,179	166	27	193	11	3	14
2001	23	1,259	49	1,308	184	35	219	13	4	17
2000	24	1,391	49	1,440	239	30	269	8	4	12
1999	25	1,446	67	1,513	262	53	315	10	5	15
1998	26	1,585	75	1,660	244	59	303	12	1	13
1997	27	1,582	66	1,648	300	67	367	4	4	8
1996	28	1,610	62	1,672	293	80	373	4	1	5
1995	29	1,618	59	1,677	349	94	443	5	1	6
1994	30	1,754	71	1,825	320	107	427	4	3	7
1993	31	1,850	78	1,928	365	143	508	4	4	8
1992	32	2,012	71	2,083	420	137	557	4	5	9
1991	33	2,022	89	2,111	453	142	595	11	3	14
1990	34	2,131	87	2,218	453	179	632	3	2	5
1989	35	2,177	88	2,265	492	174	666	6	2	8
1988	36	2,184	95	2,279	486	188	674	7	1	8
1987	37	2,112	77	2,189	524	177	701	8	2	10
1986	38	2,295	73	2,368	574	196	770	8	5	13
1985	39	2,396	77	2,473	550	178	728	11	7	18
1984	40	2,400	77	2,477	532	167	699	12	1	13
1983	41	2,383	101	2,484	567	170	737	6	4	10
1982	42	2,460	86	2,546	633	171	804	7	6	13
1981	43	2,629	83	2,712	634	200	834	9	3	12
1980	44	2,759	88	2,847	628	198	826	13	3	16
1979	45	2,731	96	2,827	729	213	942	10	4	14
1978	46	2,591	96	2,687	702	213	915	8	1	9
1977	47	2,714	100	2,814	774	189	963	4	2	6
1976	48	2,572	87	2,659	739	184	923	4	4	8
1975	49	2,865	83	2,948	788	224	1,012	8	8	16

Birth Year	Age	ABC			BC			C		
		M	F	Total	M	F	Total	M	F	Total
1974	50	3,008	102	3,110	867	214	1,081	8	9	17
1973	51	2,924	112	3,036	840	203	1,043	11	3	14
1972	52	3,185	118	3,303	950	235	1,185	16	8	24
1971	53	3,385	126	3,511	1,092	253	1,345	11	7	18
1970	54	3,642	133	3,775	1,069	290	1,359	13	7	20
1969	55	3,422	135	3,557	1,079	248	1,327	9	9	18
1968	56	3,543	136	3,679	1,047	236	1,283	11	4	15
1967	57	3,710	121	3,831	1,056	246	1,302	11	7	18
1966	58	3,763	126	3,889	1,089	289	1,378	17	5	22
1965	59	3,733	125	3,858	1,073	240	1,313	10	7	17
1964	60	4,064	148	4,212	1,182	247	1,429	17	9	26
1963	61	4,114	122	4,236	1,244	264	1,508	11	9	20
1962	62	4,083	133	4,216	1,183	235	1,418	15	13	28
1961	63	3,970	111	4,081	1,181	245	1,426	12	12	24
1960	64	3,778	96	3,874	1,169	216	1,385	15	5	20
1959	65	3,626	78	3,704	1,068	184	1,252	13	4	17
1958	66	3,342	102	3,444	1,028	155	1,183	7	5	12
1957	67	3,222	86	3,308	919	171	1,090	13	7	20
1956	68	2,945	77	3,022	896	136	1,032	19	5	24
1955	69	2,669	60	2,729	778	100	878	9	5	14
1954	70	2,371	54	2,425	747	86	833	10	5	15
1953	71	2,089	37	2,126	552	79	631	13	3	16
1952	72	1,909	36	1,945	582	67	649	10	1	11
1951	73	1,619	28	1,647	519	41	560	9	0	9
1950	74	1,333	28	1,361	403	59	462	7	4	11
1949	75	1,116	14	1,130	324	32	356	6	0	6
1948	76	996	15	1,011	300	32	332	6	1	7
1947	77	852	12	864	253	21	274	5	0	5
1946	78	697	11	708	190	21	211	5	0	5
1945	79	510	10	520	154	13	167	4	0	4
1944	80	485	10	495	110	5	115	2	0	2
1943	81	427	9	436	113	9	122	2	0	2
1942	82	368	3	371	100	12	112	1	0	1
1941	83	232	6	238	65	9	74	0	0	0
1940	84	232	0	232	49	2	51	1	1	2
1939	85	137	1	138	35	0	35	0	0	0
1938	86	136	0	136	28	3	31	0	0	0
1937	87	72	0	72	24	4	28	0	0	0
1936	88	69	0	69	16	2	18	0	0	0
1935	89	36	0	36	10	2	12	0	0	0
1934	90	31	0	31	7	0	7	0	0	0
1933	91	12	0	12	4	0	4	0	0	0
1932	92	11	0	11	2	0	2	0	0	0
1931	93	9	0	9	3	0	3	0	0	0
1930	94	5	0	5	0	0	0	0	0	0
1929	95	2	0	2	1	0	1	0	0	0
1928	96	1	0	1	0	0	0	0	0	0
TOTALS		147,236	4,783	152,019	39,075	8,935	48,010	583	259	842

Source: WOWDRL

Class A, B, & C Drivers Licensed by County (2024)

<u>County</u>	<u>Valid (1)</u>	<u>Withdrawn (2)</u>	<u>Total (1) and (2)</u>	<u>Expired (3)</u>
ADAMS	1,336	371	1,707	73
ASHLAND	865	230	1,095	34
BARRON	2,820	723	3,543	120
BAYFIELD	839	283	1,122	43
BROWN	7,423	2,206	9,629	407
BUFFALO	1,097	257	1,354	38
BURNETT	948	254	1,202	42
CALUMET	1,877	465	2,342	36
CHIPPEWA	3,833	861	4,694	117
CLARK	2,221	463	2,684	53
COLUMBIA	2,912	892	3,804	101
CRAWFORD	884	215	1,099	37
DANE	9,076	3,613	12,689	906
DODGE	4,529	1,203	5,732	161
DOOR	1,189	412	1,601	34
DOUGLAS	1,946	584	2,530	171
DUNN	2,432	509	2,941	89
EAU CLAIRE	3,201	836	4,037	171
FLORENCE	331	65	396	18
FOND DU LAC	4,333	1,001	5,334	187
FOREST	658	142	800	29
GRANT	2,646	690	3,336	102
GREEN	1,995	516	2,511	58
GREEN LAKE	1,201	321	1,522	41
IOWA	1,367	352	1,719	36
IRON	447	100	547	25
JACKSON	1,239	312	1,551	55
JEFFERSON	3,472	1,008	4,480	132
JUNEAU	1,592	405	1,997	72
KENOSHA	4,857	1,425	6,282	457
KEWAUNEE	1,342	299	1,641	18
LA CROSSE	3,342	986	4,328	163
LAFAYETTE	1,272	272	1,544	34
LANGLADE	1,283	259	1,542	40
LINCOLN	1,549	373	1,922	51
MANITOWOC	3,327	837	4,164	117
MARATHON	5,545	1,490	7,035	183
MARINETTE	2,049	481	2,530	105
MARQUETTE	985	255	1,240	43
MENOMINEE	101	44	145	13
MILWAUKEE	19,625	9,642	29,267	3,100
MONROE	2,513	609	3,122	107
OCONTO	2,510	520	3,030	79
ONEIDA	1,706	515	2,221	62
OUTAGAMIE	6,051	1,639	7,690	260
OZAUKEE	1,878	623	2,501	95
PEPIN	581	137	718	15
PIERCE	2,040	586	2,626	118
POLK	2,426	642	3,068	115
PORTAGE	2,897	820	3,717	124

<u>County</u>	<u>Valid (1)</u>	<u>Withdrawn (2)</u>	<u>Total (1 and (2))</u>	<u>Expired (3)</u>
PRICE	968	194	1,162	29
RACINE	6,250	1,930	8,180	482
RICHLAND	966	227	1,193	36
ROCK	5,478	1,616	7,094	397
RUSK	1,021	219	1,240	40
SAUK	2,963	843	3,806	128
SAWYER	822	249	1,071	57
SHAWANO	2,434	542	2,976	66
SHEBOYGAN	3,372	779	4,151	161
ST. CROIX	3,733	1,074	4,807	189
TAYLOR	1,645	233	1,878	33
TREMPEALEAU	1,921	409	2,330	68
VERNON	1,826	486	2,312	47
VILAS	1,089	311	1,400	44
WALWORTH	3,730	1,139	4,869	221
WASHBURN	1,014	258	1,272	45
WASHINGTON	4,747	1,391	6,138	167
WAUKESHA	8,260	2,832	11,092	435
WAUPACA	2,592	631	3,223	97
WAUSHARA	1,625	350	1,975	55
WINNEBAGO	4,544	1,363	5,907	230
WOOD	3,283	920	4,203	145
TOTAL	200,871	59,739	260,610	11,859

Source: ENDORSEMENT

Commercial Driver License Statistics – Endorsements

VAL		H			N			T			P			S		
Birth Year	Age	M	F	Total	M	F	Total	M	F	Total	M	F	Total	M	F	Total
2006	18	1	0	1	67	2	69	9	1	10	4	1	5	2	0	2
2005	19	11	0	11	213	8	221	33	2	35	25	8	33	8	4	12
2004	20	19	0	19	323	9	332	45	0	45	24	9	33	12	5	17
2003	21	48	3	51	455	16	471	63	5	68	44	13	57	17	11	28
2002	22	58	4	62	518	15	533	93	5	98	60	14	74	32	12	44
2001	23	90	2	92	600	23	623	90	4	94	77	35	112	39	28	67
2000	24	125	6	131	667	28	695	126	8	134	77	29	106	44	19	63
1999	25	135	6	141	676	28	704	153	10	163	106	42	148	59	29	88
1998	26	172	10	182	795	45	840	167	9	176	108	57	165	48	42	90
1997	27	148	7	155	875	27	902	195	7	202	103	62	165	50	49	99
1996	28	162	10	172	775	35	810	197	10	207	109	77	186	48	58	106
1995	29	165	4	169	826	26	852	204	8	212	124	85	209	46	60	106
1994	30	204	6	210	895	34	929	220	8	228	139	82	221	60	51	111
1993	31	187	15	202	995	44	1,039	246	12	258	143	126	269	48	78	126
1992	32	227	12	239	1,128	44	1,172	275	13	288	167	140	307	75	86	161
1991	33	228	9	237	1,058	34	1,092	298	8	306	204	144	348	81	89	170
1990	34	241	17	258	1,111	47	1,158	296	17	313	212	162	374	84	98	182
1989	35	222	7	229	1,211	46	1,257	346	19	365	221	174	395	79	109	188
1988	36	225	21	246	1,143	51	1,194	326	18	344	234	179	413	73	116	189
1987	37	219	4	223	1,214	40	1,254	340	11	351	225	173	398	74	104	178
1986	38	256	15	271	1,303	37	1,340	349	16	365	240	187	427	87	107	194
1985	39	238	10	248	1,348	45	1,393	387	16	403	228	178	406	86	108	194
1984	40	251	16	267	1,377	43	1,420	423	17	440	256	171	427	84	109	193
1983	41	258	8	266	1,390	47	1,437	390	15	405	246	170	416	86	111	197
1982	42	237	13	250	1,412	40	1,452	411	15	426	279	172	451	112	101	213
1981	43	230	8	238	1,512	53	1,565	424	15	439	283	187	470	99	93	192
1980	44	257	5	262	1,585	43	1,628	506	16	522	294	191	485	99	97	196
1979	45	269	13	282	1,584	67	1,651	485	28	513	350	191	541	117	100	217
1978	46	280	10	290	1,566	50	1,616	485	17	502	315	198	513	101	95	196
1977	47	254	5	259	1,618	52	1,670	522	22	544	336	185	521	116	87	203
1976	48	270	10	280	1,561	57	1,618	551	20	571	359	171	530	125	93	218
1975	49	311	12	323	1,686	57	1,743	606	24	630	335	185	520	105	95	200
1974	50	306	12	318	1,796	65	1,861	642	24	666	379	194	573	115	83	198
1973	51	307	9	316	1,838	65	1,903	635	31	666	426	193	619	115	86	201
1972	52	310	11	321	1,926	55	1,981	695	26	721	424	216	640	114	97	211
1971	53	378	7	385	2,156	74	2,230	770	31	801	509	243	752	146	97	243
1970	54	405	14	419	2,261	87	2,348	860	35	895	525	241	766	149	111	260
1969	55	339	13	352	2,257	83	2,340	850	30	880	494	250	744	142	125	267
1968	56	392	16	408	2,296	94	2,390	863	39	902	497	241	738	163	118	281
1967	57	401	10	411	2,368	70	2,438	981	28	1,009	519	225	744	152	100	252
1966	58	419	18	437	2,488	89	2,577	1,084	46	1,130	512	243	755	155	113	268

VAL		H			N			T			P			S		
Birth Year	Age	M	F	Total	M	F	Total	M	F	Total	M	F	Total	M	F	Total
1965	59	398	13	411	2,558	66	2,624	1,037	28	1,065	523	243	766	148	118	266
1964	60	401	16	417	2,643	84	2,727	1,123	31	1,154	589	223	812	207	115	322
1963	61	390	10	400	2,744	78	2,822	1,123	32	1,155	598	241	839	195	124	319
1962	62	424	12	436	2,846	78	2,924	1,206	35	1,241	623	231	854	210	112	322
1961	63	349	4	353	2,722	78	2,800	1,150	43	1,193	613	240	853	212	136	348
1960	64	323	6	329	2,697	74	2,771	1,176	31	1,207	624	196	820	225	106	331
1959	65	268	6	274	2,532	52	2,584	1,072	26	1,098	586	169	755	222	92	314
1958	66	245	4	249	2,381	43	2,424	1,032	21	1,053	608	166	774	235	92	327
1957	67	211	4	215	2,238	51	2,289	994	24	1,018	559	152	711	228	72	300
1956	68	143	1	144	2,153	43	2,196	986	20	1,006	579	139	718	215	82	297
1955	69	99	0	99	1,881	41	1,922	886	16	902	494	106	600	195	60	255
1954	70	104	2	106	1,738	29	1,767	841	20	861	480	81	561	195	40	235
1953	71	73	2	75	1,452	14	1,466	730	10	740	411	78	489	149	38	187
1952	72	48	2	50	1,409	24	1,433	657	15	672	413	57	470	146	22	168
1951	73	47	0	47	1,252	16	1,268	633	10	643	361	57	418	149	26	175
1950	74	35	0	35	974	16	990	501	7	508	307	53	360	109	23	132
1949	75	26	2	28	802	13	815	399	8	407	246	37	283	113	12	125
1948	76	26	1	27	715	9	724	376	7	383	238	34	272	88	17	105
1947	77	14	0	14	610	11	621	327	4	331	185	21	206	72	12	84
1946	78	16	0	16	540	5	545	256	5	261	159	20	179	57	12	69
1945	79	10	1	11	374	6	380	184	5	189	97	13	110	34	6	40
1944	80	2	0	2	338	6	344	181	4	185	109	9	118	29	4	33
1943	81	3	0	3	283	9	292	161	8	169	79	9	88	24	6	30
1942	82	3	0	3	274	4	278	147	2	149	84	9	93	23	4	27
1941	83	4	0	4	187	1	188	115	1	116	44	8	52	8	4	12
1940	84	1	0	1	156	1	157	85	1	86	44	6	50	11	2	13
1939	85	2	0	2	92	0	92	53	1	54	34	0	34	14	0	14
1938	86	0	0	0	90	0	90	46	0	46	23	3	26	8	1	9
1937	87	0	0	0	55	0	55	28	0	28	15	2	17	3	1	4
1936	88	1	0	1	36	0	36	15	0	15	9	2	11	2	1	3
1935	89	0	0	0	33	1	34	10	0	10	5	0	5	2	0	2
1934	90	1	0	1	19	0	19	14	0	14	5	0	5	0	0	0
1933	91	0	0	0	11	0	11	5	0	5	2	0	2	1	0	1
1932	92	0	0	0	5	0	5	0	0	0	1	0	1	0	0	0
1931	93	0	0	0	6	0	6	2	0	2	3	0	3	1	0	1
1930	94	0	0	0	2	0	2	0	0	0	0	0	0	0	0	0
1929	95	0	0	0	2	0	2	1	0	1	0	0	0	0	0	0
TOTAL		12,922	464	13,386	91,723	2,728	94,451	34,193	1,101	35,294	19,962	8,449	28,411	6,977	4,514	11,491

Source: ENDORSEMENT

Instruction Permit Statistics

<u>Birth Year</u>	<u>Age</u>	<u>Commercial (CDLI)</u>			<u>Regular (REGI)</u>			<u>Motorcycle (CYCI)</u>		
		<u>Male</u>	<u>Female</u>	<u>Total</u>	<u>Male</u>	<u>Female</u>	<u>Total</u>	<u>Male</u>	<u>Female</u>	<u>Total</u>
2009	15	0	0	0	14,214	14,101	28,315	0	0	0
2008	16	0	0	0	21,461	21,064	42,525	33	4	37
2007	17	0	0	0	9,397	8,601	17,998	94	9	103
2006	18	215	8	223	5,827	4,956	10,783	337	24	361
2005	19	241	20	261	4,704	4,022	8,726	584	62	646
2004	20	182	14	196	3,087	2,821	5,908	679	64	743
2003	21	191	17	208	2,463	2,413	4,876	528	61	589
2002	22	160	22	182	2,048	1,969	4,017	506	74	580
2001	23	151	16	167	1,948	1,799	3,747	397	56	453
2000	24	166	18	184	1,852	1,721	3,573	397	48	445
1999	25	156	19	175	1,572	1,483	3,055	394	41	435
1998	26	149	33	182	1,492	1,338	2,830	328	41	369
1997	27	132	25	157	1,220	1,264	2,484	288	41	329
1996	28	115	23	138	1,132	1,075	2,207	257	29	286
1995	29	116	33	149	1,037	1,095	2,132	241	34	275
1994	30	121	23	144	999	1,056	2,055	197	33	230
1993	31	110	39	149	919	956	1,875	221	35	256
1992	32	122	27	149	919	920	1,839	192	21	213
1991	33	123	38	161	892	862	1,754	214	41	255
1990	34	97	35	132	841	862	1,703	184	37	221
1989	35	94	38	132	770	752	1,522	148	30	178
1988	36	73	31	104	716	707	1,423	165	20	185
1987	37	94	32	126	598	621	1,219	148	30	178
1986	38	103	26	129	591	580	1,171	123	19	142
1985	39	88	21	109	605	551	1,156	150	23	173
1984	40	89	33	122	544	488	1,032	135	24	159
1983	41	84	31	115	474	493	967	128	16	144
1982	42	88	27	115	481	440	921	119	15	134
1981	43	73	19	92	415	425	840	112	16	128
1980	44	87	17	104	427	379	806	104	26	130
1979	45	72	19	91	342	372	714	119	29	148
1978	46	57	15	72	353	344	697	97	21	118
1977	47	66	16	82	311	300	611	96	26	122
1976	48	66	19	85	275	248	523	85	14	99
1975	49	68	21	89	264	259	523	87	17	104
1974	50	61	13	74	250	252	502	81	21	102
1973	51	63	21	84	244	256	500	73	28	101
1972	52	49	9	58	222	262	484	75	16	91
1971	53	50	20	70	221	203	424	83	26	109
1970	54	53	12	65	202	201	403	88	21	109
1969	55	47	15	62	168	182	350	70	15	85
1968	56	59	11	70	183	166	349	54	25	79
1967	57	45	11	56	159	158	317	61	14	75
1966	58	35	13	48	135	140	275	64	12	76
1965	59	35	17	52	146	134	280	58	17	75
1964	60	49	8	57	130	133	263	41	16	57
1963	61	29	10	39	129	117	246	54	16	70
1962	62	28	5	33	119	95	214	48	11	59
1961	63	36	5	41	96	108	204	51	18	69

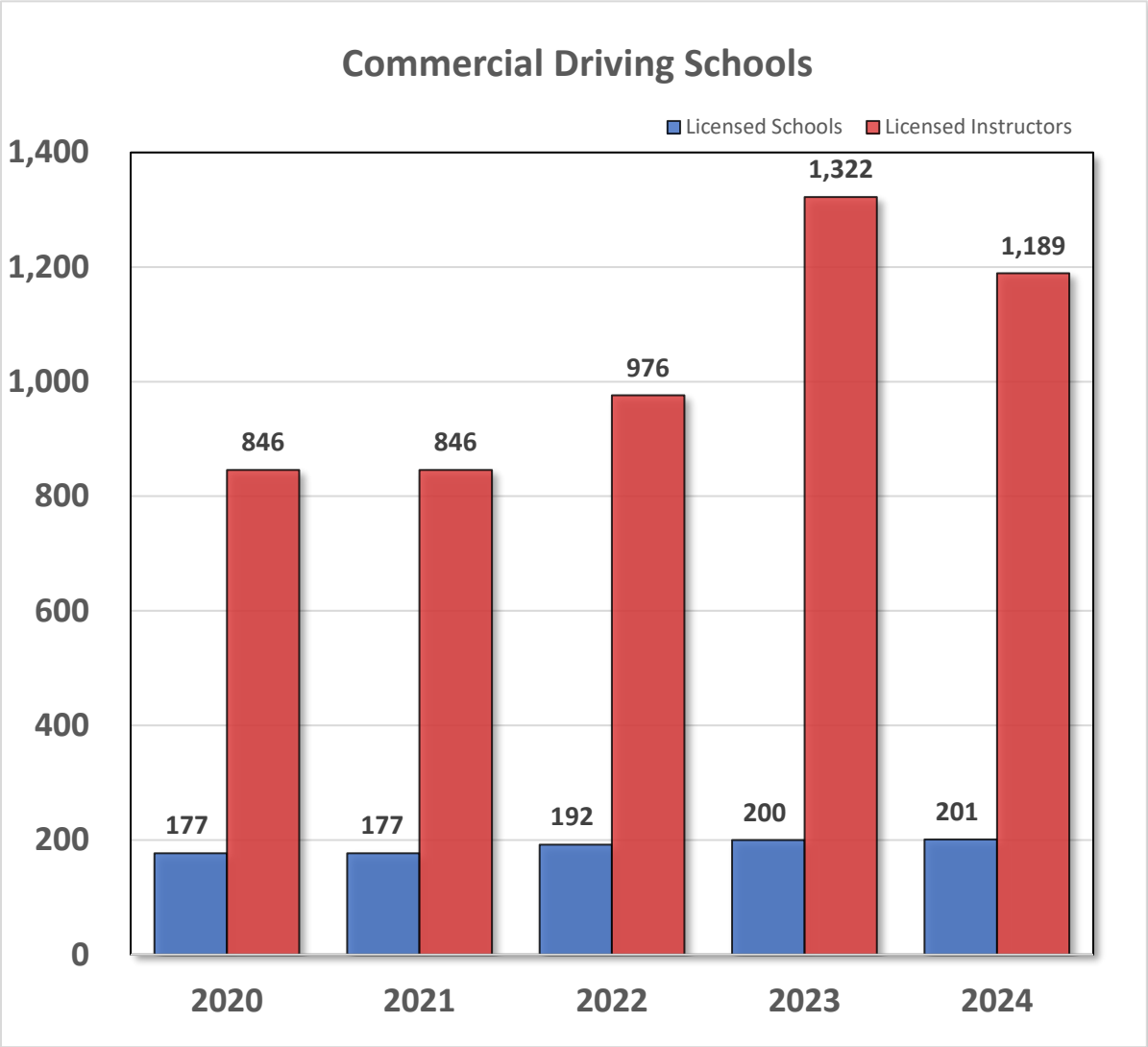
<u>Birth Year</u>	<u>Age</u>	<u>Commercial (CDLI)</u>			<u>Regular (REGI)</u>			<u>Motorcycle (CYCI)</u>		
		<u>Male</u>	<u>Female</u>	<u>Total</u>	<u>Male</u>	<u>Female</u>	<u>Total</u>	<u>Male</u>	<u>Female</u>	<u>Total</u>
1960	64	19	4	23	96	74	170	33	8	41
1959	65	26	5	31	78	66	144	31	7	38
1958	66	26	2	28	71	73	144	34	9	43
1957	67	23	6	29	54	48	102	20	6	26
1956	68	28	5	33	59	46	105	18	2	20
1955	69	17	2	19	43	33	76	14	2	16
1954	70	10	2	12	60	35	95	17	3	20
1953	71	13	1	14	36	42	78	14	3	17
1952	72	11	1	12	26	22	48	9	1	10
1951	73	4	1	5	26	25	51	13	0	13
1950	74	6	1	7	30	18	48	4	2	6
1949	75	6	0	6	21	11	32	5	0	5
1948	76	5	1	6	16	15	31	4	2	6
1947	77	6	1	7	12	13	25	5	0	5
1946	78	7	1	8	11	11	22	2	2	4
1945	79	6	0	6	12	7	19	1	0	1
1944	80	1	0	1	10	10	20	2	0	2
1943	81	4	1	5	13	8	21	3	0	3
1942	82	0	0	0	6	6	12	1	0	1
1941	83	0	0	0	7	5	12	2	0	2
1940	84	0	0	0	3	11	14	0	0	0
1939	85	1	0	1	6	8	14	1	0	1
1938	86	0	0	0	6	3	9	0	0	0
1937	87	0	0	0	4	2	6	0	0	0
1936	88	0	1	1	5	5	10	0	0	0
1935	89	1	0	1	3	2	5	0	0	0
1934	90	0	0	0	3	1	4	0	0	0
1933	91	0	0	0	4	3	7	0	0	0
1932	92	0	0	0	2	0	2	0	0	0
1931	93	0	0	0	1	1	2	0	0	0
1930	94	0	0	0	2	1	3	0	0	0
1929	95	0	0	0	1	0	1	0	0	0
1928	96	0	0	0	1	0	1	0	0	0
1927	97	0	0	0	0	0	0	0	0	0
1926	98	0	0	0	1	0	1	0	0	0
Totals		4,608	980	5,588	88,323	84,349	172,672	9,021	1,384	10,405

Footnote: Regular instruction permit statistics include all types of status except those which expired prior to 12/01/24. Motorcycle instruction permit statistics include all types of status except those which expired prior to 06/01/24 (due to seasonal nature of this license type)

Source: Bureau of Drivers Services; Report: YRIPRMI

Commercial Driving School

A driver training school teaches students to operate a motor vehicle. DMV licenses schools and instructors and inspects them to ensure they continue to meet licensing requirements.



Source: Bureau of Driver Services, Driver Training Unit

Motorcycle Endorsement

A motorcycle is a motor vehicle designed and built to have no more than three wheels. It must have its own power source capable of speeds more than 30 mph with a 150-pound rider under ideal road conditions.

Motorcycle License Class M Statistics

Birth Year	Age	Probationary			Regular		
		Male	Female	Total	Male	Female	Total
2008	16	109	20	129	0	0	0
2007	17	400	73	473	0	0	0
2006	18	739	115	854	23	3	26
2005	19	114	20	134	970	176	1,146
2004	20	79	17	96	1,371	269	1,640
2003	21	53	10	63	1,621	269	1,890
2002	22	22	4	26	1,841	337	2,178
2001	23	16	3	19	2,022	364	2,386
2000	24	7	1	8	2,415	425	2,840
1999	25	5	2	7	2,821	500	3,321
1998	26	6	0	6	2,948	504	3,452
1997	27	4	1	5	2,917	541	3,458
1996	28	3	2	5	3,382	627	4,009
1995	29	10	1	11	3,589	715	4,304
1994	30	3	0	3	3,881	766	4,647
1993	31	8	1	9	4,368	892	5,260
1992	32	7	0	7	4,795	951	5,746
1991	33	4	0	4	5,160	1,066	6,226
1990	34	5	0	5	5,203	1,081	6,284
1989	35	6	0	6	5,233	1,044	6,277
1988	36	3	0	3	5,329	1,115	6,444
1987	37	2	1	3	5,452	1,167	6,619
1986	38	7	0	7	5,639	1,181	6,820
1985	39	3	0	3	5,909	1,202	7,111
1984	40	1	0	1	6,102	1,254	7,356
1983	41	2	0	2	6,051	1,294	7,345
1982	42	6	1	7	6,196	1,345	7,541
1981	43	0	0	0	5,928	1,392	7,320
1980	44	3	1	4	6,382	1,437	7,819
1979	45	1	1	2	6,563	1,502	8,065
1978	46	0	0	0	6,281	1,499	7,780
1977	47	1	0	1	6,410	1,554	7,964
1976	48	2	0	2	6,430	1,603	8,033
1975	49	0	0	0	6,854	1,645	8,499
1974	50	3	0	3	7,217	1,690	8,907
1973	51	1	1	2	6,857	1,703	8,560
1972	52	1	0	1	7,591	1,817	9,408
1971	53	5	0	5	8,512	2,100	10,612
1970	54	2	1	3	9,392	2,282	11,674
1969	55	1	0	1	9,067	2,235	11,302
1968	56	1	0	1	9,655	2,237	11,892
1967	57	1	0	1	10,105	2,331	12,436

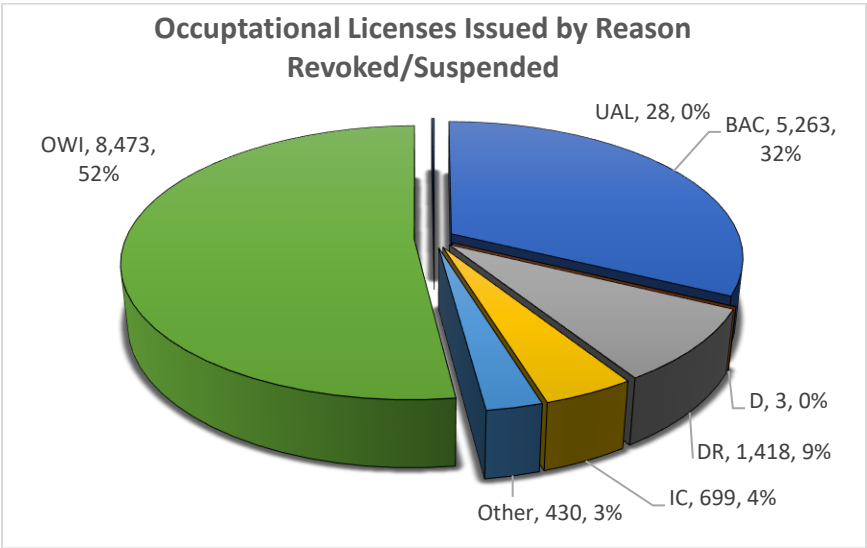
Birth Year	Age	Probationary			Regular		
		Male	Female	Total	Male	Female	Total
1966	58	1	0	1	10,706	2,371	13,077
1965	59	1	0	1	11,147	2,478	13,625
1964	60	3	0	3	12,379	2,736	15,115
1963	61	0	0	0	12,730	2,692	15,422
1962	62	0	0	0	13,141	2,746	15,887
1961	63	3	0	3	13,530	2,579	16,109
1960	64	0	0	0	13,532	2,496	16,028
1959	65	0	0	0	13,471	2,316	15,787
1958	66	0	0	0	13,304	2,193	15,497
1957	67	0	0	0	13,281	2,077	15,358
1956	68	0	0	0	12,842	1,909	14,751
1955	69	0	0	0	12,058	1,758	13,816
1954	70	0	0	0	11,844	1,665	13,509
1953	71	0	0	0	10,647	1,409	12,056
1952	72	0	0	0	9,983	1,274	11,257
1951	73	0	0	0	9,502	1,041	10,543
1950	74	0	0	0	8,318	896	9,214
1949	75	0	0	0	7,556	854	8,410
1948	76	0	0	0	6,807	715	7,522
1947	77	0	0	0	6,209	621	6,830
1946	78	0	0	0	4,889	503	5,392
1945	79	0	0	0	3,678	387	4,065
1944	80	0	0	0	3,297	326	3,623
1943	81	0	0	0	3,068	279	3,347
1942	82	0	0	0	2,591	247	2,838
1941	83	0	0	0	1,959	135	2,094
1940	84	0	0	0	1,595	132	1,727
1939	85	0	0	0	1,184	79	1,263
1938	86	0	0	0	1,117	98	1,215
1937	87	0	0	0	876	54	930
1936	88	0	0	0	699	38	737
1935	89	0	0	0	544	36	580
1934	90	0	0	0	415	18	433
1933	91	0	0	0	310	17	327
1932	92	0	0	0	218	12	230
1931	93	0	0	0	195	14	209
1930	94	0	0	0	138	2	140
1929	95	0	0	0	73	2	75
1928	96	0	0	0	61	1	62
1927	97	0	0	0	38	0	38
1926	98	0	0	0	22	0	22
1925	99	0	0	0	17	0	17
1924	100	0	0	0	3	0	3
1923	101	0	0	0	5	0	5
1922	102	0	0	0	0	0	0
1921	103	0	0	0	1	0	1
TOTALS		1,654	276	1,930	458,462	85,321	543,783

Footnote: Data shown reflects counts for the number of Valid and unexpired endorsements. Motorcycle Instructions Permits are excluded.

Source: Bureau of Drivers Services; Report: YRMOTOR

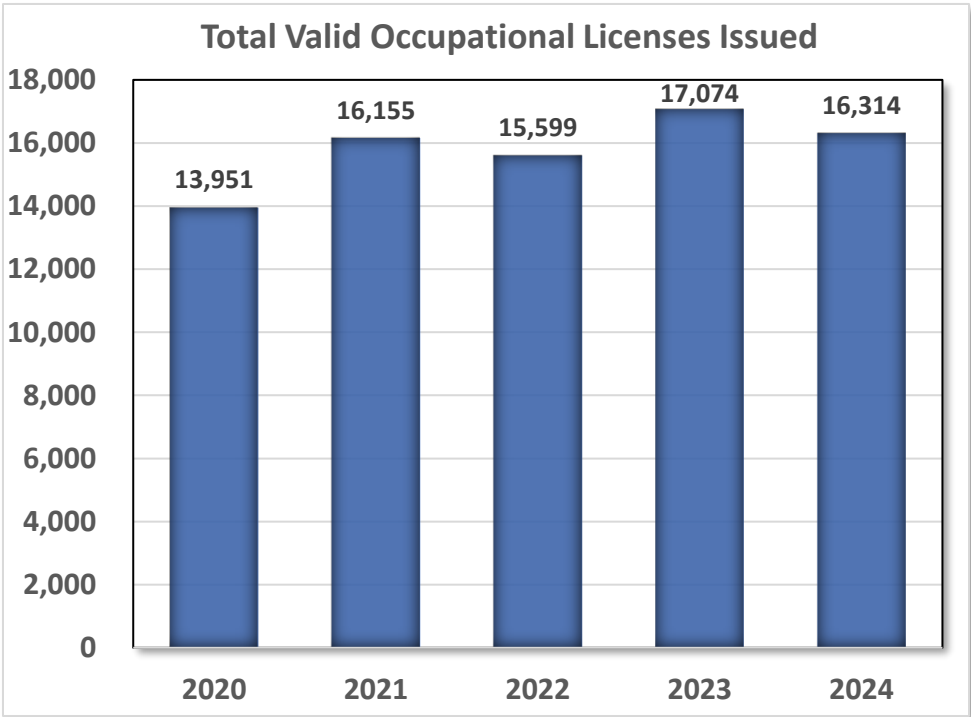
Occupational License

An occupational license is a restricted license that allows a person to drive to and from work, school, church, and to meet the requirements of a driver safety plan.



BAC (Blood Alcohol Content) - Administrative Suspension
D - Drug Conviction, 17 years old or older on date of conviction
DR - Driver Record, Accumulation of Points
IC - Implied Consent
OWI - Operating under the influence of Intoxicant or Controlled Substance
UAL - Underage Alcohol

Source: Bureau of Driver Services, TSO Report OCCUPTNL



Source: Bureau of Driver Services, TSO Report OCCUPTNL

Driver License and ID Cards Issued

[illegible]

Juvenile Instruction Permit (Class D)	<u>Jan</u>	<u>Feb</u>	<u>Mar</u>	<u>Apr</u>	<u>May</u>	<u>Jun</u>	<u>Jul</u>	<u>Aug</u>	<u>Sep</u>	<u>Oct</u>	<u>Nov</u>	<u>Dec</u>	<u>TOTAL</u>
Original	0	0	0	0	0	0	0	0	0	0	0	0	0
Renewal	0	0	0	0	0	0	0	0	0	0	0	0	0
Duplicate	0	0	0	0	0	0	0	0	0	0	0	0	0
Juvenile Probationary (Class D)	<u>Jan</u>	<u>Feb</u>	<u>Mar</u>	<u>Apr</u>	<u>May</u>	<u>Jun</u>	<u>Jul</u>	<u>Aug</u>	<u>Sep</u>	<u>Oct</u>	<u>Nov</u>	<u>Dec</u>	<u>TOTAL</u>
Original	0	0	0	0	0	0	0	0	0	0	0	0	0
Duplicate	0	0	0	0	0	0	0	0	0	0	0	0	0
Special Restricted Instruction Permit (Class D)	<u>Jan</u>	<u>Feb</u>	<u>Mar</u>	<u>Apr</u>	<u>May</u>	<u>Jun</u>	<u>Jul</u>	<u>Aug</u>	<u>Sep</u>	<u>Oct</u>	<u>Nov</u>	<u>Dec</u>	<u>TOTAL</u>
Original	0	0	0	0	0	0	0	0	0	0	0	0	0
Renewal	0	0	0	0	0	0	0	0	0	0	0	0	0
Special Restricted (Class D)	<u>Jan</u>	<u>Feb</u>	<u>Mar</u>	<u>Apr</u>	<u>May</u>	<u>Jun</u>	<u>Jul</u>	<u>Aug</u>	<u>Sep</u>	<u>Oct</u>	<u>Nov</u>	<u>Dec</u>	<u>TOTAL</u>
Original	0	0	0	0	0	0	0	0	0	0	0	0	0
Renewal	0	0	0	0	1	0	0	0	0	0	0	0	1
Duplicate	0	0	0	0	0	0	0	0	0	0	0	0	0
Totals	<u>Jan</u>	<u>Feb</u>	<u>Mar</u>	<u>Apr</u>	<u>May</u>	<u>Jun</u>	<u>Jul</u>	<u>Aug</u>	<u>Sep</u>	<u>Oct</u>	<u>Nov</u>	<u>Dec</u>	<u>TOTAL</u>
Originals	25,358	26,967	30,104	29,556	30,984	31,189	35,085	37,048	29,199	33,212	26,928	24,564	360,194
Renewals	39,050	40,515	40,339	39,598	39,014	37,777	41,826	43,122	40,208	44,440	36,837	34,691	477,417
Duplicates	26,284	26,849	27,305	27,623	26,777	26,644	30,370	33,160	31,475	40,298	28,527	24,545	349,857
Change of Authority	815	985	1,098	1,842	2,393	2,103	1,954	2,194	1,757	1,581	777	771	18,270

*Original means first time issued: does **not** include reissued or issued after reinstatement

Source: WISDOT/DMV-Bureau of Driver Services-Report No. P7913205

Drivers Licensed by County

COUNTY	Valid (1)	Withdrawn (2)	Total (1 and 2)	Expired (3)
ADAMS	17,487	370	17,857	340
ASHLAND	12,361	256	12,617	260
BARRON	37,638	700	38,338	590
BAYFIELD	13,486	189	13,675	227
BROWN	198,504	3,828	202,332	3,055
BUFFALO	10,846	137	10,983	140
BURNETT	14,573	209	14,782	256
CALUMET	37,322	461	37,783	388
CHIPPEWA	50,188	782	50,970	724
CLARK	22,309	327	22,636	302
COLUMBIA	46,160	870	47,030	677
CRAWFORD	12,227	243	12,470	196
DANE	420,792	5,654	426,446	9,143
DODGE	66,487	1,278	67,765	1,010
DOOR	26,105	310	26,415	387
DOUGLAS	34,132	608	34,740	777
DUNN	32,154	613	32,767	517
EAU CLAIRE	77,508	1,492	79,000	1,278
FLORENCE	4,145	52	4,197	68
FOND DU LAC	77,233	1,560	78,793	1,207
FOREST	7,420	185	7,605	114
GRANT	35,811	527	36,338	520
GREEN	29,258	421	29,679	432
GREEN LAKE	14,738	282	15,020	204
IOWA	19,236	239	19,475	239
IRON	5,393	76	5,469	91
JACKSON	14,478	388	14,866	258
JEFFERSON	63,884	1,048	64,932	1,000
JUNEAU	20,521	472	20,993	375
KENOSHA	125,636	2,882	128,518	2,930
KEWAUNEE	16,173	217	16,390	176
LA CROSSE	86,783	1,570	88,353	1,439
LAFAYETTE	12,298	147	12,445	174
LANGLADE	15,706	237	15,943	236
LINCOLN	23,495	422	23,917	358
MANITOWOC	62,415	939	63,354	900
MARATHON	106,137	1,699	107,836	1,508
MARINETTE	34,709	573	35,282	587
MARQUETTE	12,749	236	12,985	197
MENOMINEE	2,608	149	2,757	87
MILWAUKEE	574,272	20,758	595,030	17,710
MONROE	32,754	663	33,417	535

COUNTY	Valid (1)	Withdrawn (2)	Total (1 and 2)	Expired (3)
OCONTO	32,282	474	32,756	412
ONEIDA	31,920	562	32,482	431
OUTAGAMIE	151,611	2,569	154,180	2,052
OZAUKEE	76,356	759	77,115	1,036
PEPIN	5,739	79	5,818	74
PIERCE	33,569	412	33,981	431
POLK	37,584	524	38,108	572
PORTAGE	52,979	1,002	53,981	715
PRICE	11,828	180	12,008	199
RACINE	143,171	3,834	147,005	3,123
RICHLAND	12,179	264	12,443	192
ROCK	124,054	3,023	127,077	2,814
RUSK	11,351	216	11,567	189
SAUK	50,783	1,074	51,857	944
SAWYER	14,765	256	15,021	267
SHAWANO	31,695	639	32,334	457
SHEBOYGAN	88,428	1,552	89,980	1,380
ST. CROIX	76,486	840	77,326	1,096
TAYLOR	15,070	208	15,278	181
TREMPEALEAU	22,622	317	22,939	342
UNKNOWN	558	13	571	3
VERNON	22,207	301	22,508	319
VILAS	20,720	376	21,096	387
WALWORTH	82,005	1,324	83,329	1,656
WASHBURN	14,557	224	14,781	223
WASHINGTON	111,180	1,472	112,652	1,392
WAUKESHA	337,472	3,952	341,424	4,817
WAUPACA	41,223	741	41,964	571
WAUSHARA	18,998	405	19,403	323
WINNEBAGO	129,911	2,578	132,489	2,101
WOOD	57,365	1,110	58,475	913
Totals	4,388,799	85,349	4,474,148	81,224

(1) Valid -- Number of Valid D Regular and Probationary License Holders by County Excludes Revoked/Suspended/Canceled/Surrendered/Disqualified and Expired

(2) Withdrawn -- Number of Revoked/Suspended/Canceled/Surrendered/Disqualified by County Excludes Expired Licenses

(3) Expired -- Number of Expired Licenses That Are Less Than One Year Expired by County

Source: Bureau of Drivers Services; Report: YRENDL

Drivers Licensed – Probationary

Birth Year	Age	Valid (1)			Withdrawn (2)			Valid & Withdrawn		
		Male	Female	Total	Male	Female	Total	Male	Female	Total
2008	16	17,119	16,780	33,899	45	15	60	17,164	16,795	33,959
2007	17	24,104	23,501	47,605	277	122	399	24,381	23,623	48,004
2006	18	26,871	25,679	52,550	647	290	937	27,518	25,969	53,487
2005	19	8,437	6,948	15,385	522	222	744	8,959	7,170	16,129
2004	20	5,498	4,293	9,791	463	211	674	5,961	4,504	10,465
2003	21	3,466	3,010	6,476	289	123	412	3,755	3,133	6,888
2002	22	2,448	2,116	4,564	188	122	310	2,636	2,238	4,874
2001	23	1,966	1,546	3,512	180	100	280	2,146	1,646	3,792
2000	24	1,837	1,457	3,294	128	85	213	1,965	1,542	3,507
1999	25	1,491	1,189	2,680	105	69	174	1,596	1,258	2,854
1998	26	1,304	1,118	2,422	111	66	177	1,415	1,184	2,599
1997	27	1,162	964	2,126	101	44	145	1,263	1,008	2,271
1996	28	1,081	834	1,915	87	46	133	1,168	880	2,048
1995	29	951	823	1,774	117	55	172	1,068	878	1,946
1994	30	925	772	1,697	82	54	136	1,007	826	1,833
1993	31	853	730	1,583	89	35	124	942	765	1,707
1992	32	830	659	1,489	91	42	133	921	701	1,622
1991	33	789	636	1,425	53	29	82	842	665	1,507
1990	34	811	600	1,411	68	30	98	879	630	1,509
1989	35	715	528	1,243	62	20	82	777	548	1,325
1988	36	660	474	1,134	49	23	72	709	497	1,206
1987	37	583	468	1,051	44	14	58	627	482	1,109
1986	38	578	380	958	41	16	57	619	396	1,015
1985	39	546	351	897	29	9	38	575	360	935
1984	40	487	338	825	37	18	55	524	356	880
1983	41	443	331	774	32	9	41	475	340	815
1982	42	399	300	699	19	7	26	418	307	725
1981	43	357	246	603	16	6	22	373	252	625
1980	44	397	223	620	18	7	25	415	230	645
1979	45	273	200	473	15	3	18	288	203	491
1978	46	292	192	484	9	5	14	301	197	498
1977	47	245	171	416	14	1	15	259	172	431
1976	48	212	142	354	11	3	14	223	145	368
1975	49	203	153	356	9	0	9	212	153	365
1974	50	175	148	323	10	2	12	185	150	335
1973	51	168	136	304	11	2	13	179	138	317
1972	52	160	123	283	7	2	9	167	125	292
1971	53	170	90	260	7	1	8	177	91	268
1970	54	139	105	244	6	1	7	145	106	251
1969	55	124	75	199	7	2	9	131	77	208
1968	56	117	64	181	1	1	2	118	65	183
1967	57	89	58	147	2	0	2	91	58	149
1966	58	83	54	137	2	1	3	85	55	140
1965	59	82	52	134	1	0	1	83	52	135

Birth Year	Age	Valid (1)			Withdrawn (2)			Valid & Withdrawn		
		Male	Female	Total	Male	Female	Total	Male	Female	Total
1964	60	81	48	129	0	1	1	81	49	130
1963	61	75	35	110	4	2	6	79	37	116
1962	62	60	33	93	0	1	1	60	34	94
1961	63	63	24	87	2	1	3	65	25	90
1960	64	38	17	55	0	0	0	38	17	55
1959	65	36	18	54	2	0	2	38	18	56
1958	66	34	10	44	1	0	1	35	10	45
1957	67	39	19	58	0	0	0	39	19	58
1956	68	34	16	50	0	0	0	34	16	50
1955	69	19	9	28	1	0	1	20	9	29
1954	70	27	11	38	0	2	2	27	13	40
1953	71	12	9	21	0	0	0	12	9	21
1952	72	13	5	18	0	1	1	13	6	19
1951	73	17	4	21	0	0	0	17	4	21
1950	74	14	3	17	0	0	0	14	3	17
1949	75	10	1	11	0	0	0	10	1	11
1948	76	7	3	10	0	0	0	7	3	10
1947	77	1	2	3	0	0	0	1	2	3
1946	78	0	3	3	0	0	0	0	3	3
1945	79	5	2	7	0	0	0	5	2	7
1944	80	1	1	2	0	0	0	1	1	2
1943	81	0	0	0	0	0	0	0	0	0
1942	82	1	1	2	0	0	0	1	1	2
1941	83	1	1	2	0	0	0	1	1	2
1940	84	2	1	3	0	1	1	2	2	4
1939	85	0	0	0	0	0	0	0	0	0
1938	86	0	0	0	0	0	0	0	0	0
1937	87	0	1	1	0	0	0	0	1	1
TOTALS		110,230	99,334	209,564	4,112	1,922	6,034	114,342	101,256	215,598

(1) Valid, Number of Valid Probationary License Holders by Age and Sex, Excludes Revoked/Suspended/Canceled/Surrendered/Disqualified and Expired

(2) Withdrawn, Number of Revoked/Suspended/Canceled/Surrendered/Disqualified by Age and Sex Excludes Expired Licenses

Source: Bureau of Drivers Services; Report: YRNDPROB

Drivers Licensed – Probationary and Regular

Birth Year	Age	Valid (1)			Withdrawn (2)			Valid & Withdrawn		
		Male	Female	Total	Male	Female	Total	Male	Female	Total
2008	16	17,120	16,780	33,900	45	15	60	17,165	16,795	33,960
2007	17	24,115	23,504	47,619	278	122	400	24,393	23,626	48,019
2006	18	27,723	26,360	54,083	651	290	941	28,374	26,650	55,024
2005	19	28,594	27,269	55,863	673	325	998	29,267	27,594	56,861
2004	20	29,885	28,552	58,437	853	416	1,269	30,738	28,968	59,706
2003	21	31,134	29,948	61,082	909	487	1,396	32,043	30,435	62,478
2002	22	31,385	30,144	61,529	1,053	652	1,705	32,438	30,796	63,234
2001	23	32,684	31,178	63,862	1,232	716	1,948	33,916	31,894	65,810
2000	24	34,085	32,214	66,299	1,297	823	2,120	35,382	33,037	68,419
1999	25	34,310	32,406	66,716	1,492	854	2,346	35,802	33,260	69,062
1998	26	34,081	33,005	67,086	1,579	859	2,438	35,660	33,864	69,524
1997	27	32,653	31,329	63,982	1,294	730	2,024	33,947	32,059	66,006
1996	28	33,114	31,798	64,912	1,322	734	2,056	34,436	32,532	66,968
1995	29	33,145	32,403	65,548	1,282	726	2,008	34,427	33,129	67,556
1994	30	33,850	33,459	67,309	1,400	779	2,179	35,250	34,238	69,488
1993	31	34,584	33,948	68,532	1,446	864	2,310	36,030	34,812	70,842
1992	32	35,489	34,540	70,029	1,511	883	2,394	37,000	35,423	72,423
1991	33	36,166	35,859	72,025	1,526	853	2,379	37,692	36,712	74,404
1990	34	37,063	36,463	73,526	1,686	985	2,671	38,749	37,448	76,197
1989	35	35,471	35,358	70,829	1,456	758	2,214	36,927	36,116	73,043
1988	36	35,239	35,087	70,326	1,376	761	2,137	36,615	35,848	72,463
1987	37	34,973	35,170	70,143	1,357	753	2,110	36,330	35,923	72,253
1986	38	35,622	35,137	70,759	1,258	669	1,927	36,880	35,806	72,686
1985	39	36,139	35,949	72,088	1,283	688	1,971	37,422	36,637	74,059
1984	40	35,758	35,443	71,201	1,278	726	2,004	37,036	36,169	73,205
1983	41	34,858	35,189	70,047	1,294	674	1,968	36,152	35,863	72,015
1982	42	35,625	35,669	71,294	1,297	698	1,995	36,922	36,367	73,289
1981	43	34,961	34,723	69,684	1,075	585	1,660	36,036	35,308	71,344
1980	44	35,425	34,870	70,295	1,049	513	1,562	36,474	35,383	71,857
1979	45	34,645	33,897	68,542	1,015	532	1,547	35,660	34,429	70,089
1978	46	32,966	32,494	65,460	911	466	1,377	33,877	32,960	66,837
1977	47	32,201	31,912	64,113	795	416	1,211	32,996	32,328	65,324
1976	48	30,815	30,416	61,231	775	354	1,129	31,590	30,770	62,360
1975	49	30,972	30,346	61,318	708	357	1,065	31,680	30,703	62,383
1974	50	30,921	30,360	61,281	687	357	1,044	31,608	30,717	62,325
1973	51	29,200	29,517	58,717	648	293	941	29,848	29,810	59,658
1972	52	30,395	30,382	60,777	653	323	976	31,048	30,705	61,753
1971	53	33,114	32,997	66,111	675	285	960	33,789	33,282	67,071
1970	54	35,171	35,147	70,318	699	289	988	35,870	35,436	71,306
1969	55	33,349	33,270	66,619	513	254	767	33,862	33,524	67,386
1968	56	33,456	33,502	66,958	540	276	816	33,996	33,778	67,774
1967	57	33,614	33,945	67,559	499	239	738	34,113	34,184	68,297
1966	58	34,800	35,419	70,219	522	239	761	35,322	35,658	70,980
1965	59	35,454	36,275	71,729	534	204	738	35,988	36,479	72,467

Birth Year	Age	Valid (1)			Withdrawn (2)			Valid & Withdrawn		
		Male	Female	Total	Male	Female	Total	Male	Female	Total
1964	60	37,718	38,657	76,375	556	229	785	38,274	38,886	77,160
1963	61	37,941	38,860	76,801	514	213	727	38,455	39,073	77,528
1962	62	38,596	39,735	78,331	490	247	737	39,086	39,982	79,068
1961	63	39,027	40,357	79,384	461	200	661	39,488	40,557	80,045
1960	64	38,538	40,225	78,763	453	228	681	38,991	40,453	79,444
1959	65	38,017	39,450	77,467	442	180	622	38,459	39,630	78,089
1958	66	37,035	37,986	75,021	354	151	505	37,389	38,137	75,526
1957	67	36,422	37,953	74,375	331	152	483	36,753	38,105	74,858
1956	68	35,479	35,942	71,421	300	154	454	35,779	36,096	71,875
1955	69	33,673	34,951	68,624	296	174	470	33,969	35,125	69,094
1954	70	32,900	34,423	67,323	275	170	445	33,175	34,593	67,768
1953	71	30,757	32,151	62,908	234	135	369	30,991	32,286	63,277
1952	72	29,847	31,475	61,322	241	155	396	30,088	31,630	61,718
1951	73	28,604	29,847	58,451	246	154	400	28,850	30,001	58,851
1950	74	26,167	27,562	53,729	228	172	400	26,395	27,734	54,129
1949	75	24,812	26,684	51,496	226	179	405	25,038	26,863	51,901
1948	76	23,404	25,184	48,588	239	211	450	23,643	25,395	49,038
1947	77	22,880	24,826	47,706	242	219	461	23,122	25,045	48,167
1946	78	19,320	21,270	40,590	239	205	444	19,559	21,475	41,034
1945	79	15,312	16,859	32,171	205	210	415	15,517	17,069	32,586
1944	80	14,397	16,306	30,703	197	240	437	14,594	16,546	31,140
1943	81	14,225	16,169	30,394	203	266	469	14,428	16,435	30,863
1942	82	12,993	15,230	28,223	219	255	474	13,212	15,485	28,697
1941	83	10,594	12,590	23,184	196	251	447	10,790	12,841	23,631
1940	84	9,210	11,134	20,344	198	272	470	9,408	11,406	20,814
1939	85	8,011	9,799	17,810	216	251	467	8,227	10,050	18,277
1938	86	7,437	9,025	16,462	212	240	452	7,649	9,265	16,914
1937	87	6,263	7,926	14,189	192	269	461	6,455	8,195	14,650
1936	88	5,378	6,738	12,116	217	228	445	5,595	6,966	12,561
1935	89	4,519	5,663	10,182	194	247	441	4,713	5,910	10,623
1934	90	3,661	4,753	8,414	178	220	398	3,839	4,973	8,812
1933	91	2,843	3,765	6,608	168	206	374	3,011	3,971	6,982
1932	92	2,357	3,267	5,624	133	197	330	2,490	3,464	5,954
1931	93	1,965	2,759	4,724	138	213	351	2,103	2,972	5,075
1930	94	1,374	1,980	3,354	109	152	261	1,483	2,132	3,615
1929	95	859	1,249	2,108	77	107	184	936	1,356	2,292
1928	96	582	790	1,372	33	68	101	615	858	1,473
1927	97	382	537	919	37	54	91	419	591	1,010
1926	98	232	297	529	21	43	64	253	340	593
1925	99	142	203	345	14	22	36	156	225	381
1924	100	64	111	175	6	10	16	70	121	191
1923	101	38	76	114	7	6	13	45	82	127
1922	102	19	41	60	0	6	6	19	47	66
1921	103	7	15	22	0	1	1	7	16	23
1920	104	3	7	10	0	0	0	3	7	10

Birth Year	Age	Valid (1)			Withdrawn (2)			Valid & Withdrawn		
		Male	Female	Total	Male	Female	Total	Male	Female	Total
1919	105	1	3	4	0	0	0	1	3	4
1918	106	0	5	5	2	0	2	2	5	7
1917	107	1	0	1	0	0	0	1	0	1
1916	108	1	0	1	0	0	0	1	0	1
TOTALS		2,180,331	2,208,468	4,388,799	53,965	31,384	85,349	2,234,296	2,239,852	4,474,148

(1) Valid

Number of Valid D and Probationary License Holders

Excludes Revoked/Suspended/Canceled/Surrendered/Disqualified and Expired

(2) Withdrawn

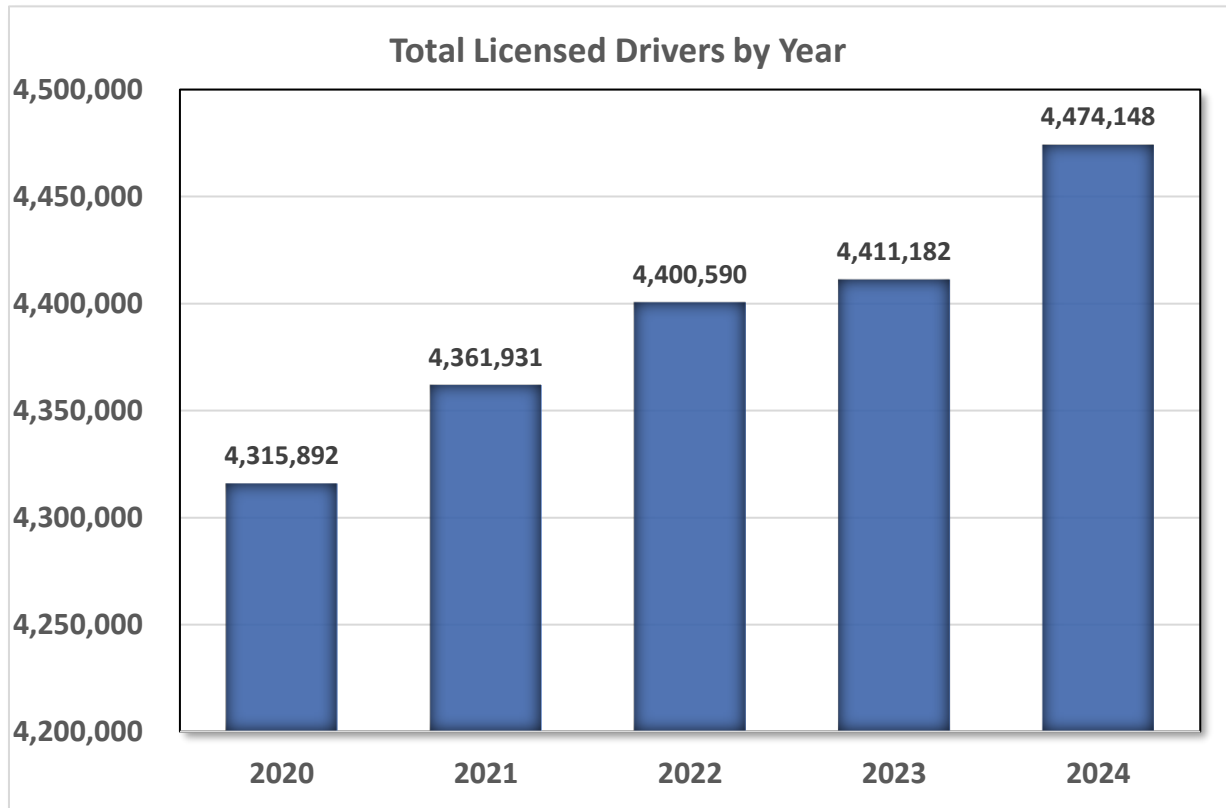
Number of Revoked/Suspended/Canceled/Surrendered/Disqualified

Excludes Expired Licenses

Source: Bureau of Drivers Services; Report: YRENDL

Total Licensed Drivers by Year

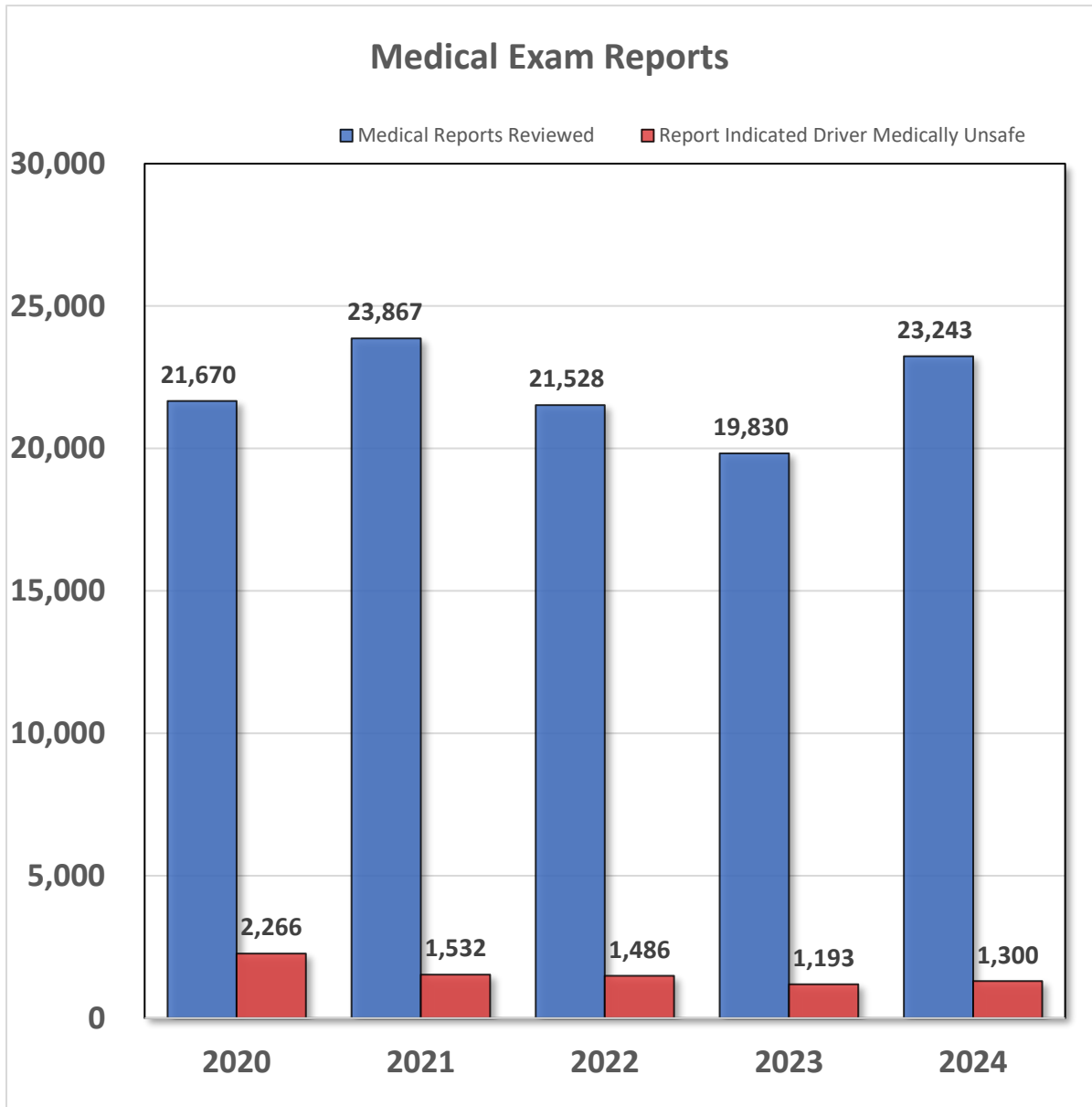
Year	Count	Year	Count	Year	Count	Year	Count	Year	Count	Year	Count
1928	893,450	1953	1,804,300	1968	2,360,815	1983	3,123,649	1998	3,709,957	2013	4,188,194
1930	995,000	1954	1,817,700	1969	2,458,037	1984	3,192,135	1999	3,733,077	2014	4,194,760
1940	1,230,000	1955	1,848,700	1970	2,459,539	1985	3,265,322	2000	3,801,798	2015	4,206,700
1941	1,246,600	1956	1,879,750	1971	2,465,315	1986	3,288,517	2001	3,835,549	2016	4,250,018
1942	1,309,475	1957	1,910,500	1972	2,527,731	1987	3,308,903	2002	3,839,930	2017	4,286,263
1943	1,369,750	1958	1,930,500	1973	2,593,838	1988	3,329,557	2003	3,933,924	2018	4,288,173
1944	1,422,050	1959	1,936,600	1974	2,663,796	1989	3,357,339	2004	3,993,348	2019	4,296,646
1945	1,505,700	1960	2,002,900	1975	2,721,284	1990	3,394,203	2005	4,049,450	2020	4,315,892
1946	1,547,100	1961	2,069,750	1976	2,792,905	1991	3,473,236	2006	4,066,273	2021	4,361,931
1947	1,553,500	1962	2,048,300	1977	2,864,689	1992	3,481,421	2007	4,075,764	2022	4,400,590
1948	1,575,500	1963	2,076,500	1978	2,927,546	1993	3,502,347	2008	4,079,562	2023	4,411,182
1949	1,613,800	1964	2,089,700	1979	2,964,404	1994	3,554,003	2009	4,085,833	2024	4,474,148
1950	1,661,700	1965	2,155,007	1980	3,014,715	1995	3,601,619	2010	4,114,622		
1951	1,721,700	1966	2,197,038	1981	3,059,428	1996	3,723,685	2011	4,142,823		
1952	1,750,100	1967	2,280,544	1982	3,070,956	1997	3,672,469	2012	4,171,428		



Source: Bureau of Drivers Services, Report YRENDL

Medical Evaluation for Drivers

DMV evaluates whether a driver license applicant can exercise reasonable control over a vehicle. To carry out this responsibility, the DMV conducts written exams, road tests, sign identification tests, and vision screenings. Some persons have medical conditions or disabilities which the DMV cannot adequately assess using these tests. These individuals are required to submit medical information to aid the division in making licensing decisions.



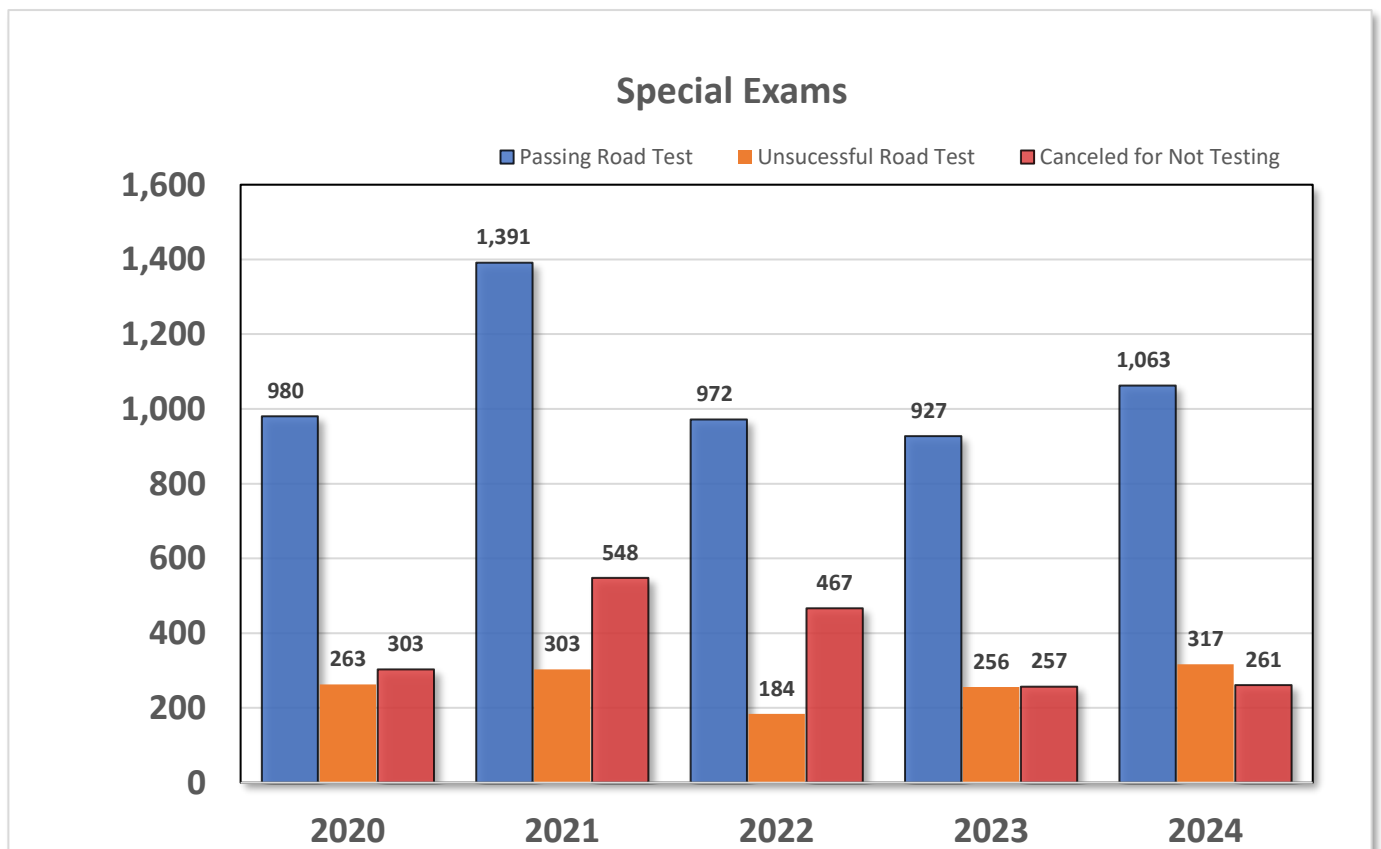
Source: Bureau of Driver Services, Medical Review Unit

Medical Evaluation for Drivers (continued)

Medical Examinations may result a driver's being re-examined by DMV.

**NOTE: Applicants may take the driving skills test up to five times in a one-year period. This number does not reflect the number of applicants re-tested during 2024, merely the number of re-exams conducted by DMV Examiners.*

DMV attempts to allow each person to drive under conditions which are safe for them. For example: some drivers will be restricted to an area within 15-miles of their home if they can demonstrate good driving skills in that limited area. Physicians often recommend restrictions such as daytime driving only, no driving on freeways, or driving with an automatic transmission. Using restrictions, driving tests, and medical reports, the DMV ensures that people with conditions limiting their functional ability can maintain a safe level of driving.

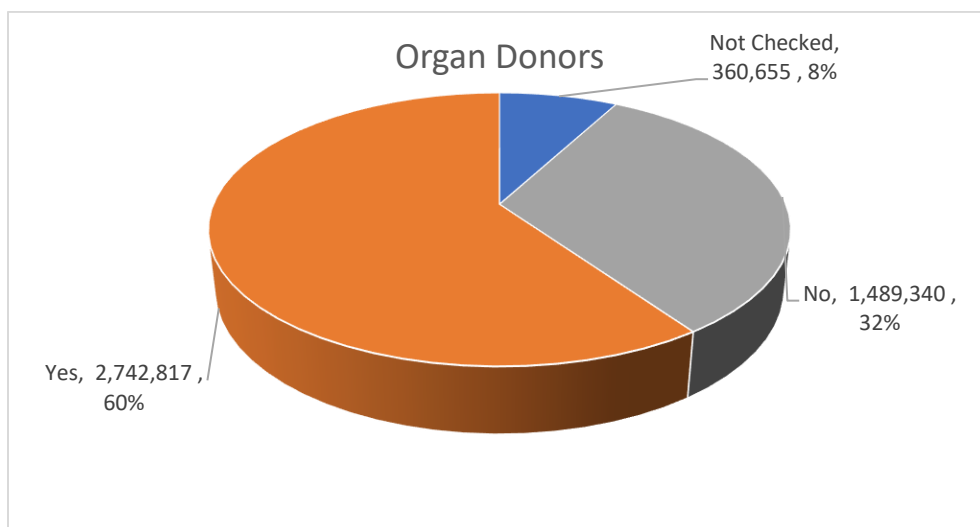
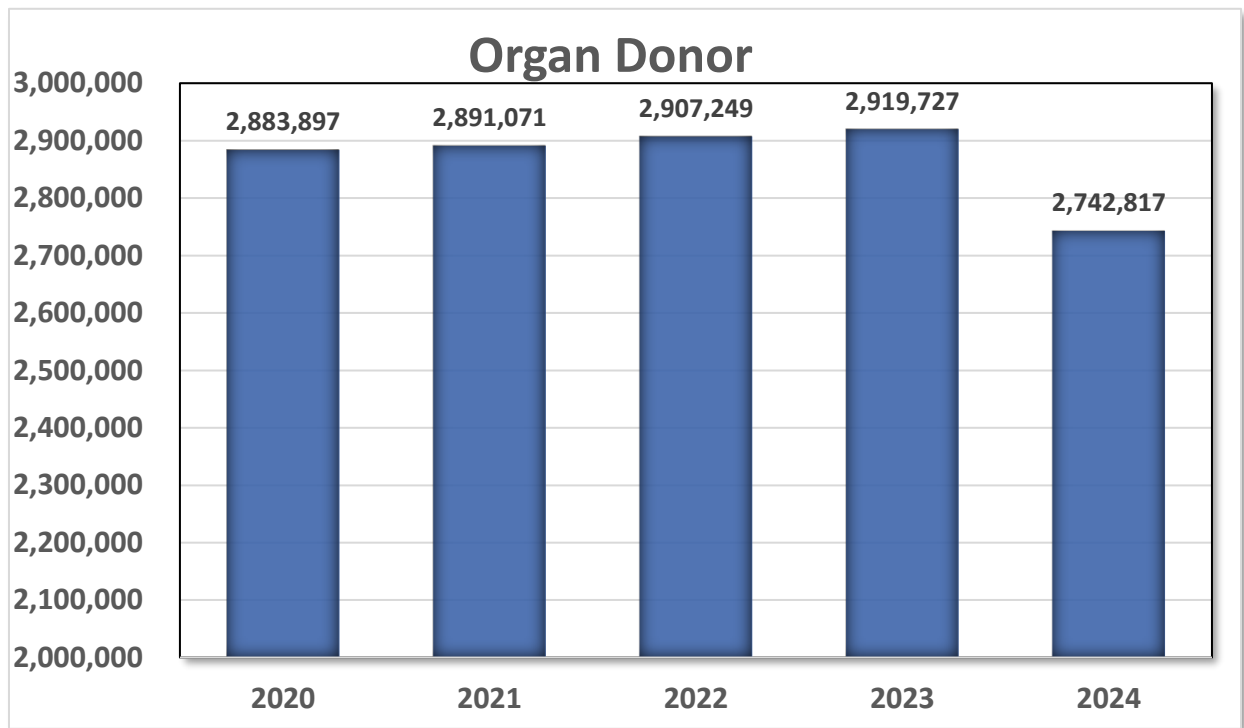


Source: Bureau of Field Services, 4.01 DMV BFS Transaction in Person Report

Organ Donor

Anyone can be an organ donor. The Anatomical Gift Act in [157.06\(4\)\(a\)](#) requires persons 15 years of age or older to indicate if they wish to be a donor.

The bar graph below reflects the number of applicants who marked “Yes” to organ donation using a DMV application.

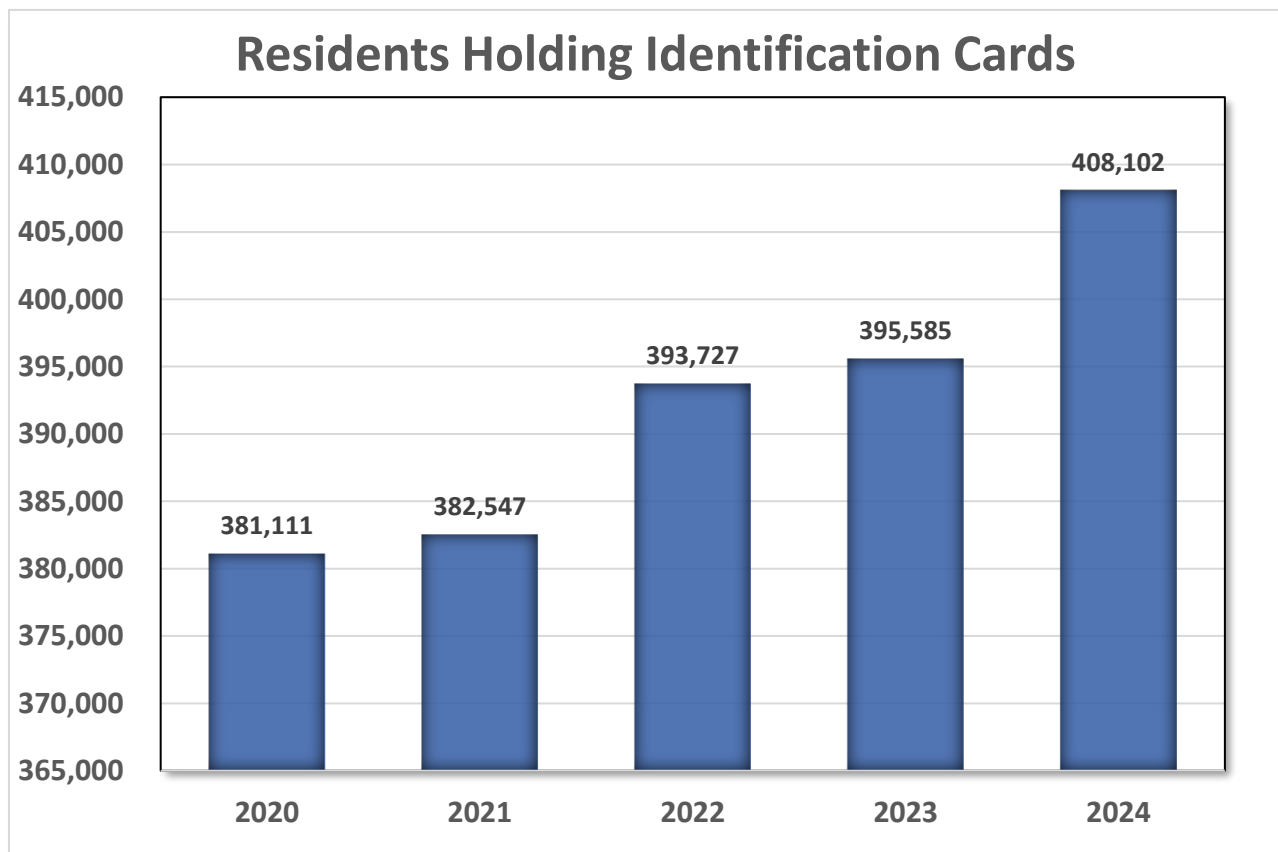


NOTE: Does not include under 18-years old or “NON” records
Source: Bureau of Driver Services, YRDONOR Report

Photo Identification Card (ID)

Any Wisconsin resident who does not presently hold a valid driver license (from Wisconsin or another jurisdiction) may apply for an ID card. You may not hold a valid driver license and an ID card at the same time. If you hold a valid driver license and wish to obtain an ID card, you will be required to surrender your driver license and driving privilege. There is no age limit to apply for an ID card.

For more information: [Obtaining an identification \(ID\) card](#)



Source: Bureau of Driver Services, Photo Identification Card Statistics

ID Petition Process (IDPP)

Effective September 15, 2014, if an applicant requesting an identification card free of charge for voting is unable to provide proof of name and date of birth, and the documents are unavailable to the person, the person may make a written petition to the department for an exception to the requirements, per Wisconsin Statute 343.165(8).

The Department works with the applicant to obtain the documents or verifications needed to issue the free ID card for voting. A paper receipt, valid for voting purposes, is provided until all requirements for issuance have been met.

Annual Total Original IDs, Total Petitions & Petition Percentage			
Date Range	Original IDs issued	Petitions Filed	Petition Application Percentage
1/1/2024 to 12/31/2024	51,779	2,543	4.91%
9/15/2014 to 12/31/2024	471,052	22,634	4.80%

Cumulative Status					
Total Petitions	Total ID Cards Issued	Total Canceled by Customer	Total Pending	Applications Suspended Due to No Customer Contact	Total Denials
22,634	11,818	9,038	180	238	1,360

Petitions Filed by Region		
Region	Current Monthly Totals	Petitions to Date
NW	270	1,924
NC	149	1,474
NE	456	3,806
SW	768	6,370
SE	900	9,060
Totals	2,543	22,634

Petitions filed by City	
City	Total Petitions
Madison	3,303
Milwaukee	5,628
Other	13,703
Total	22,634

Valid ID Cards by County

COUNTY	MALE	FEMALE	TOTAL
ADAMS	657	623	1,280
ASHLAND	517	537	1,054
BARRON	1,229	1,210	2,439
BAYFIELD	304	322	626
BROWN	9,082	9,385	18,467
BUFFALO	215	231	446
BURNETT	434	437	871
CALUMET	735	832	1,567
CHIPPEWA	1,734	1,291	3,025
CLARK	1,088	968	2,056
COLUMBIA	1,366	1,301	2,667
CRAWFORD	533	373	906
DANE	17,252	17,902	35,154
DODGE	2,257	2,015	4,272
DOOR	601	591	1,192
DOUGLAS	1,835	1,690	3,525
DUNN	944	948	1,892
EAU CLAIRE	2,877	2,686	5,563
FLORENCE	87	87	174
FOND DU LAC	2,954	3,101	6,055
FOREST	266	250	516
GRANT	1,006	1,006	2,012
GREEN	784	800	1,584
GREEN LAKE	459	476	935
IOWA	400	409	809
IRON	161	148	309
JACKSON	720	523	1,243
JEFFERSON	1,964	2,021	3,985
JUNEAU	872	779	1,651
KENOSHA	6,701	6,717	13,418
KEWAUNEE	307	297	604
LA CROSSE	3,314	3,305	6,619
LAFAYETTE	338	279	617
LANGLADE	519	591	1,110
LINCOLN	641	659	1,300
MANITOWOC	2,363	2,416	4,779
MARATHON	3,142	3,217	6,359
MARINETTE	1,286	1,186	2,472
MARQUETTE	364	380	744
MENOMINEE	406	308	714
MILWAUKEE	68,802	73,070	141,872
MONROE	1,356	1,240	2,596
OCONTO	676	687	1,363
ONEIDA	728	849	1,577
OUTAGAMIE	4,196	4,191	8,387
OZAUKEE	1,177	1,726	2,903
PEPIN	140	113	253
PIERCE	681	629	1,310
POLK	867	797	1,664
PORTAGE	1,508	1,505	3,013

COUNTY	MALE	FEMALE	TOTAL
PRICE	289	287	576
RACINE	8,863	9,133	17,996
RICHLAND	393	389	782
ROCK	7,405	6,639	14,044
RUSK	392	363	755
SAUK	1,846	1,718	3,564
SAWYER	525	453	978
SHAWANO	1,067	1,047	2,114
SHEBOYGAN	3,483	3,502	6,985
ST. CROIX	1,347	1,338	2,685
TAYLOR	369	335	704
TREMPEALEAU	1,097	1,014	2,111
UNKNOWN	25	15	40
VERNON	570	550	1,120
VILAS	476	535	1,011
WALWORTH	2,555	2,631	5,186
WASHBURN	386	400	786
WASHINGTON	2,159	2,610	4,769
WAUKESHA	6,090	7,861	13,951
WAUPACA	1,189	1,188	2,377
WAUSHARA	729	643	1,372
WINNEBAG	5,317	4,764	10,081
WOOD	2,002	2,164	4,166
TOTALS	201,419	206,683	408,102

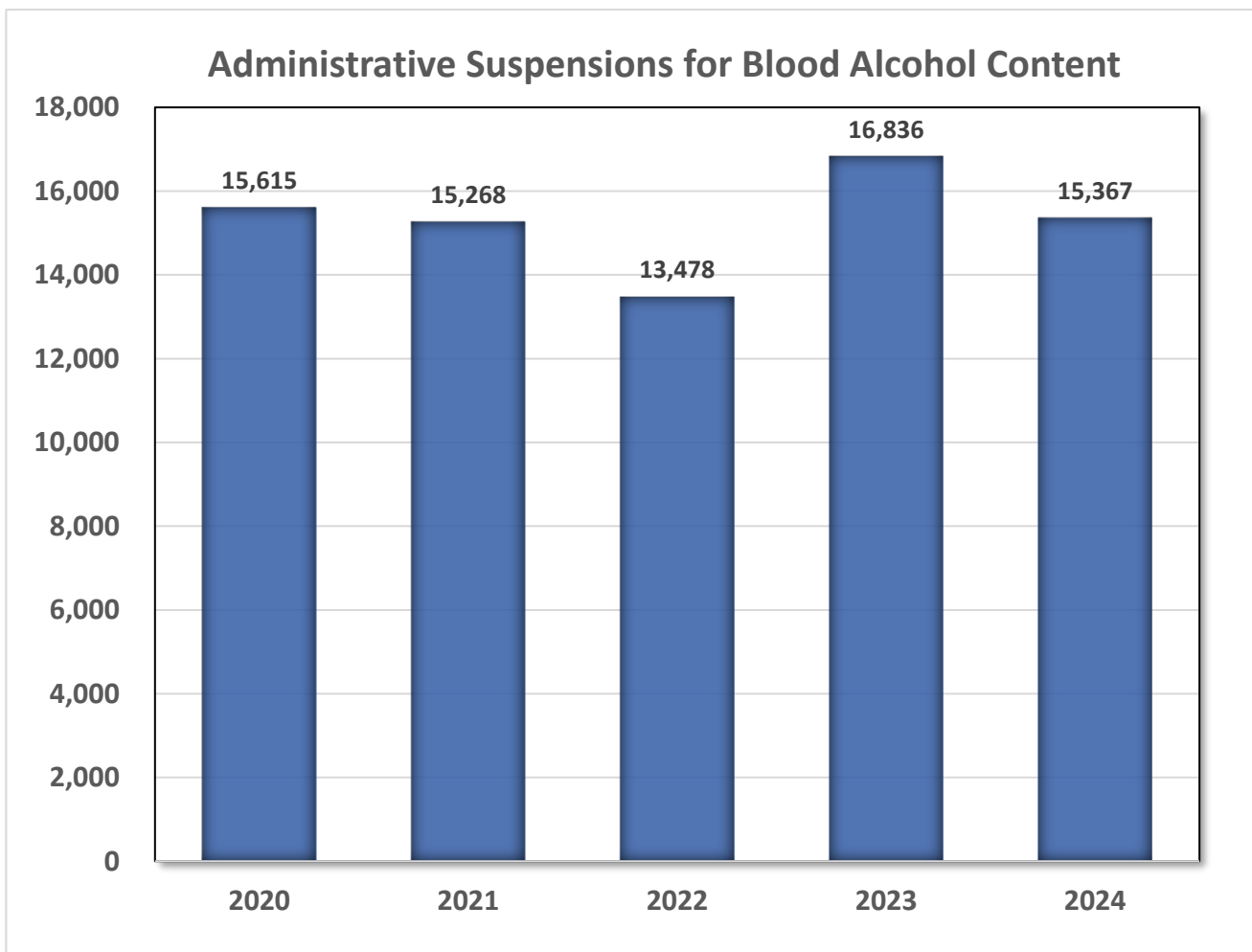
Note: Valid ID cards only includes individuals holding valid, non-surrendered identification cards through 12/31/2023
Source: Bureau of Driver Services, TSO Report YRIDCARD

Administrative Suspension: Alcohol Concentration

The administrative suspension law provides for the withdrawal of a person's operating privilege if that driver is arrested for operating a motor vehicle with a prohibited alcohol concentration, submits to chemical testing, and fails the test.

The arresting officer issues a notice of intent to suspend.

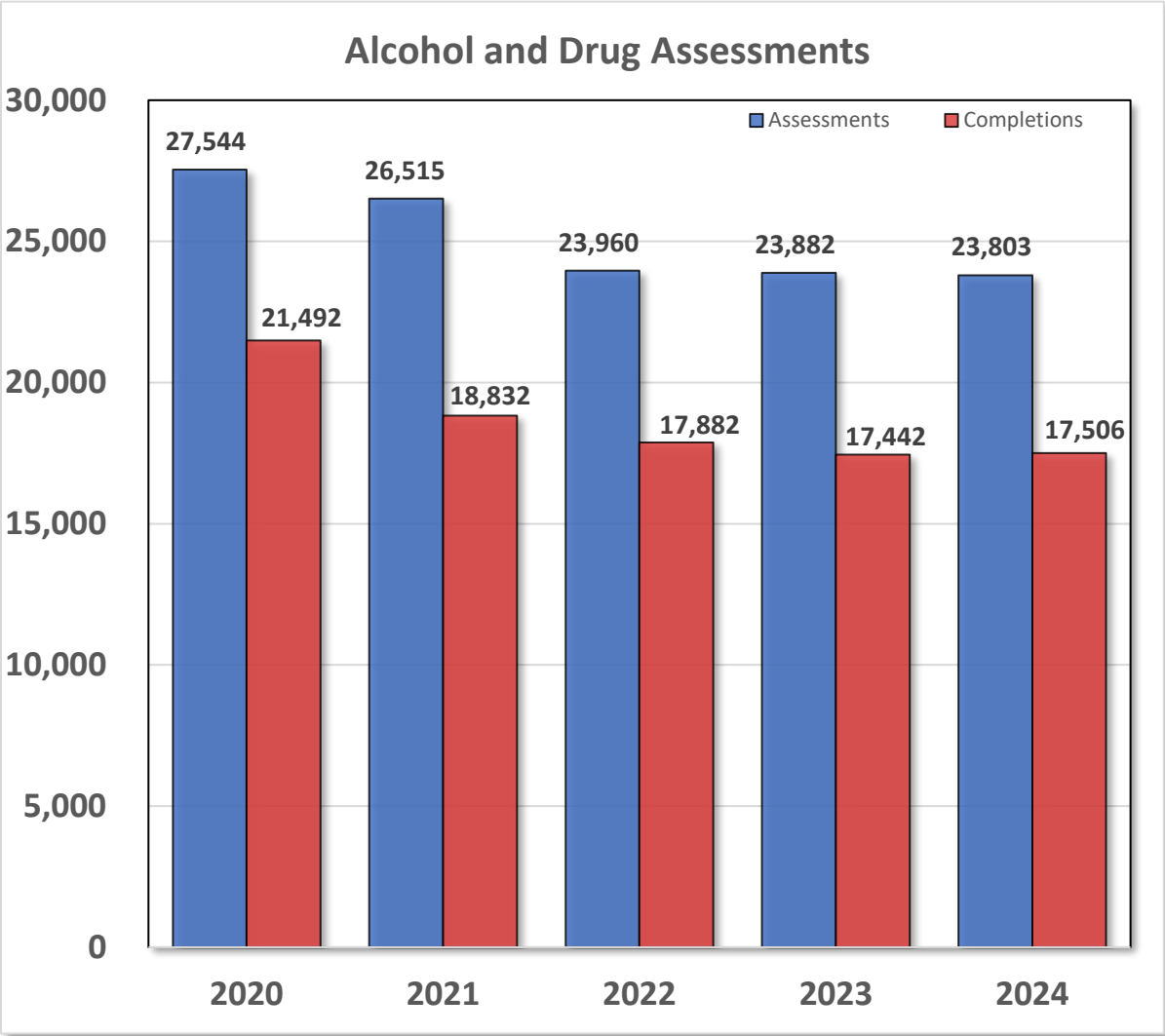
The driver has 10 days to request a review of the suspension. If no review is requested or if a review is held and the outcome goes against the person, the suspension will take effect 30 days after the notice date on the Notice of Intent to Suspend form.



Source: Bureau of Driver Services

Alcohol/Drug Review

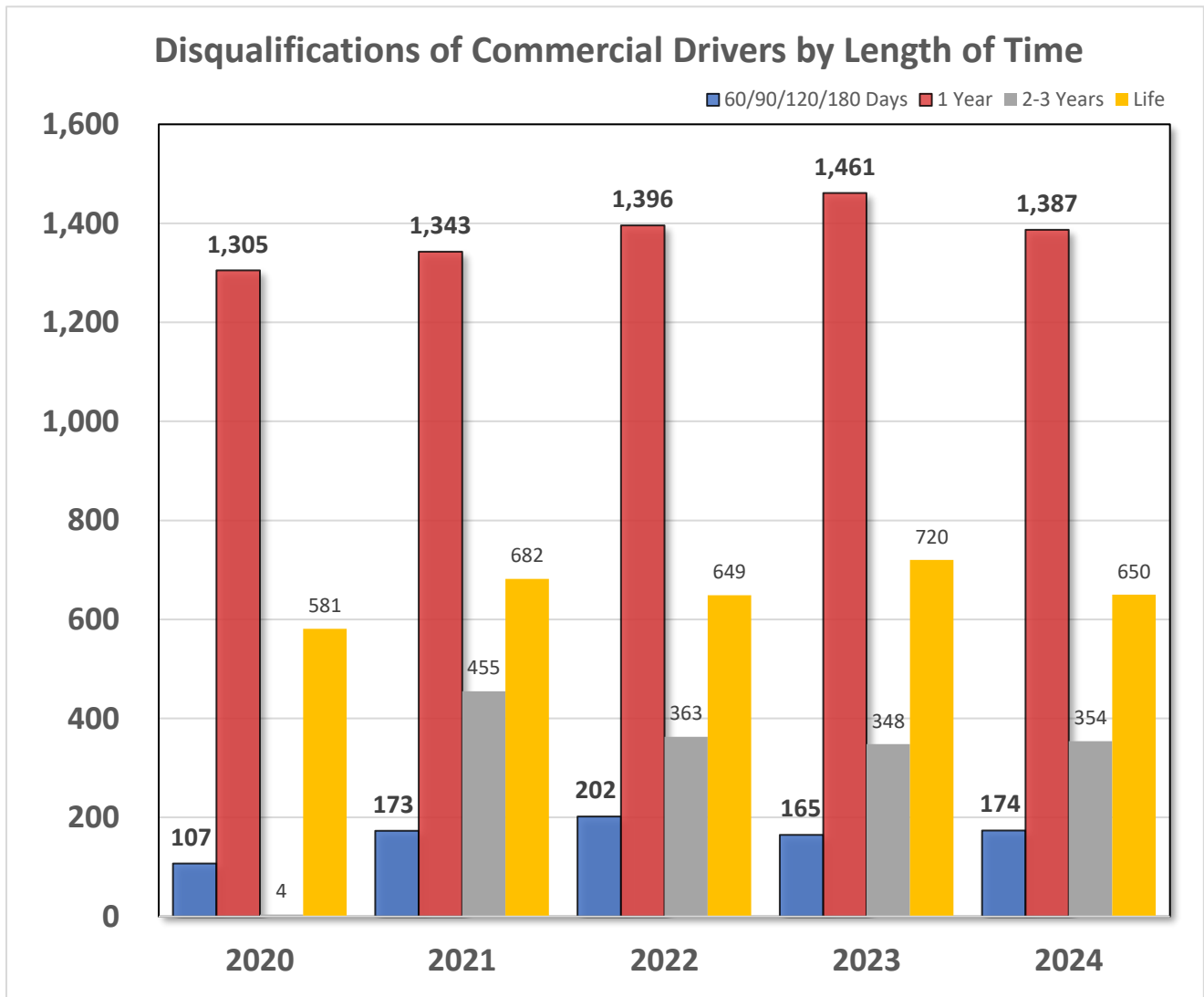
An alcohol or drug assessment is an interview between a driver and an alcohol and other drug abuse (AODA) assessor. The assessor identifies the driver’s alcohol/drug use. As part of the assessment, the assessor develops a driver safety plan for the driver.



Source: Bureau of Driver Services, Citations and Withdrawals Section - TSO Report: WDRLWEEK

Disqualifications

Disqualification means the withdrawal of a person's privilege to operate a commercial motor vehicle because of certain offenses committed by the person. Effective September 30, 2005, disqualifications apply to Commercial Motor Vehicle privileges for offenses committed in a Commercial Motor Vehicle or a Non-Commercial Motor Vehicle when the violation is classified as a major or serious traffic violation.

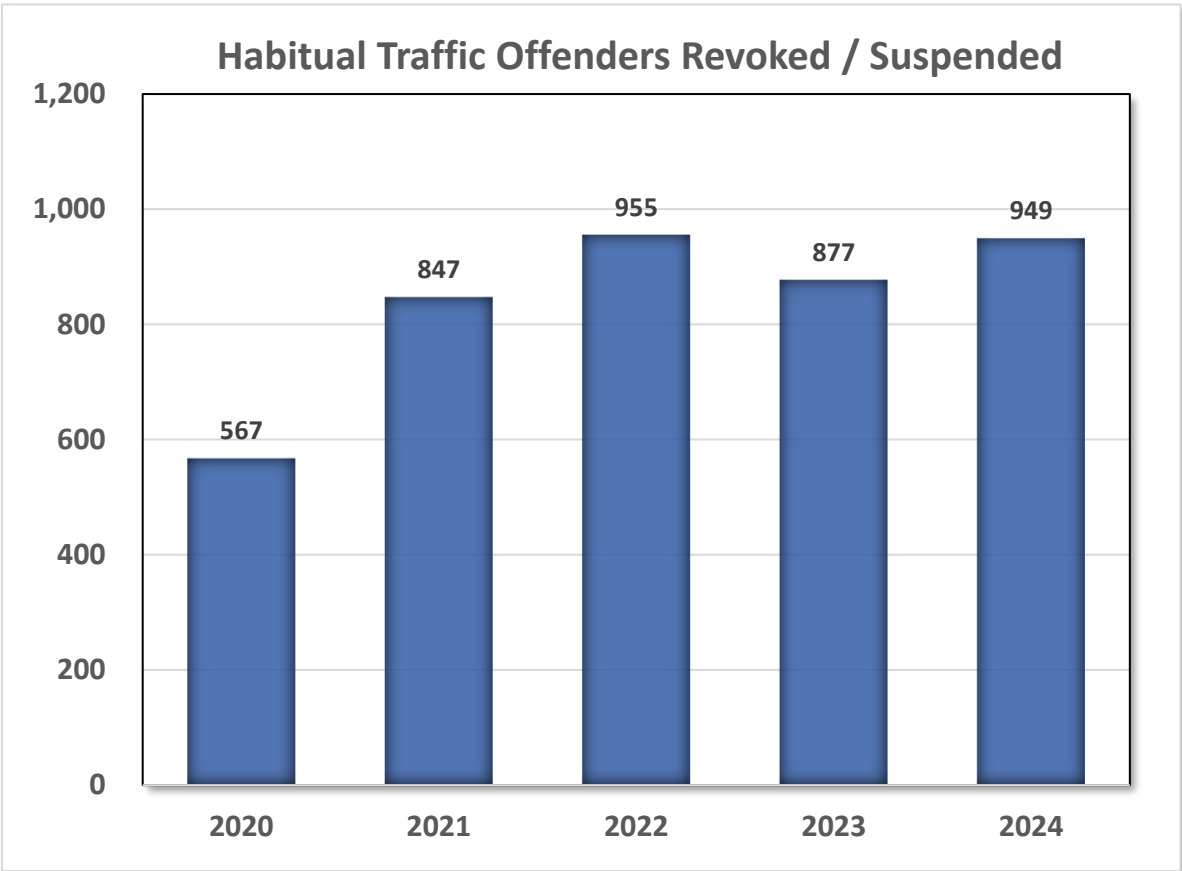


Source: Bureau of Driver Services, Citations and Withdrawals Section - TSO Report: WDRLWEEK

Habitual Traffic Offender

Persons who accumulate four major traffic convictions (including those from other jurisdictions) or a combination of 12 minor and major convictions in a five-year period are identified as habitual traffic offenders. Major offenses include:

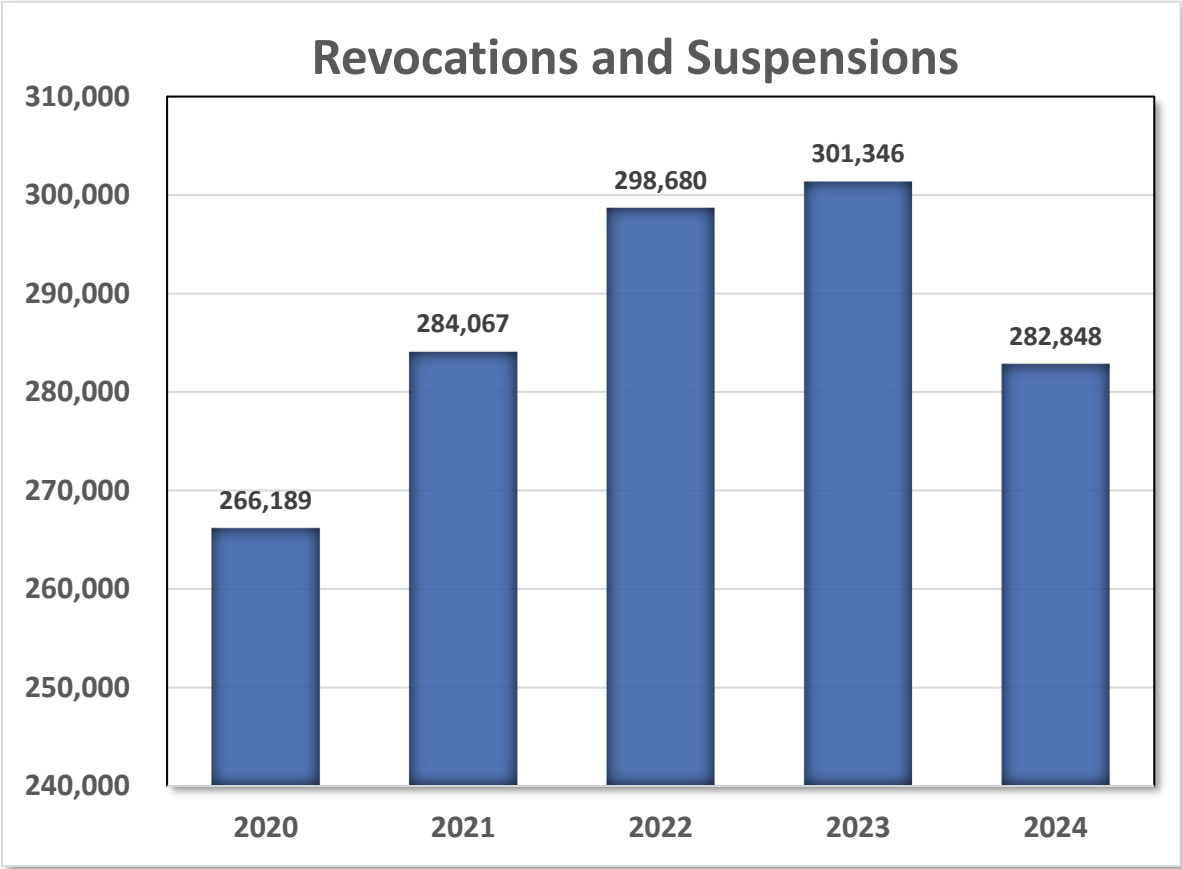
- Operating while under the influence
- Eluding an officer
- Reckless driving



Source: Bureau of Driver Services; Report #P7011924-2

Revocations and Suspensions

Revocations and suspensions are the two most common actions taken to withdraw a driver’s operating privilege. Whether your license is suspended or revoked you are not able to legally drive.



Source: Bureau of Driver Services; Citations and Withdrawals Section

Revocations or Suspensions by Reason of Conviction

Revocations or Suspensions by Reason of Conviction				
January - December 2024				
Rank	Charge		Quantity YTD	% of Total
1	FPF	Failure to pay forfeiture	125,351	44.32%
2	DR	Driver record	46,046	16.28%
3	OWI	Operating under influence of intoxicant or con. sub.	23,979	8.48%
4	BAC	Blood alcohol concentration	15,367	5.43%
5	NCI	Noncompliance with Assessment Interview	10,942	3.87%
6	FPJ	Failure to pay forfeiture-juvenile	8,214	2.90%
7	FCC	Failure to complete course	7,530	2.66%
8	INC	Insurance Cancelled	7,114	2.52%
9	SE	Speeding excess	4,885	1.73%
10	FPS	Failure to pay support	3,733	1.32%
11	NCP	Noncompliance with Driver Safety Plan	3,564	1.26%
12	IC	Implied consent	3,419	1.21%
13	LR1	Lifetime revocation 1	2,774	0.98%
14	DQF	Disqualification	2,572	0.91%
15	PAC	Prohibited Alcohol Concentration	2,276	0.80%
16	OWS	Operating while suspended	2,091	0.74%
17	DJN	Damage judgment accruing from negligent operation	1,811	0.64%
18	AEO	Attempt to elude officer	1,810	0.64%
19	SRR	Safety Responsibility suspension of registration and operating privilege	1,712	0.61%
20	SR	Safety Responsibility - suspension	1,080	0.38%
21	VUF	Vehicle used in commission of felony	1,003	0.35%
22	HTO	Habitual traffic offender	949	0.34%
23	UAL	Underage alcohol	694	0.25%
24	OAR	Operating after revocation	536	0.19%
25	T	Truancy	481	0.17%
26	OWL	Operating without driver license	381	0.13%
27	OII	Operating while intoxicated causing injury	290	0.10%
28	DPI	DJN default on PIAG	271	0.10%
29	JA	Juvenile alcohol	227	0.08%
30	SVO	Serious violation-occupational license	223	0.08%
31	FSA	Failure to stop after accident	216	0.08%
32	SDD	SRR default on installment	184	0.07%
33	UAO	Underage alcohol operation	168	0.06%
34	NH	Negligent homicide	94	0.03%
35	OCS	Operating while intoxicated-controlled substance	89	0.03%
36	SRD	SR default on installment	76	0.03%
37	NCT	Noncompliance Pay Treatment Fee	61	0.02%
38	FYR	Failure to yield right of way	57	0.02%
39	GBH	Great bodily harm	53	0.02%
40	LR2	Lifetime revocation 2	52	0.02%

Revocations or Suspensions by Reason of Conviction				
January - December 2024				
Rank	Charge		Quantity YTD	% of Total
41	NHI	Negligent homicide intoxicated	48	0.02%
42	DCI	DJN default on CIAG	44	0.02%
43	RD	Reckless driving	36	0.01%
44	LNP	License not on person	35	0.01%
45	CWI	Commercial operating while intoxicated	30	0.01%
46	FOS	Failure to obey traffic sign or signal	30	0.01%
47	INF	Insurance Filed	30	0.01%
48	D	Drug convictions	24	0.01%
49	JCS	Juvenile controlled substances	24	0.01%
50	DWS	Driving on wrong side of highway	18	0.01%
51	NCF	Noncompliance with Assessment Fee	18	0.01%
52	S	Speeding	16	0.01%
53	CAC	Commercial administrative suspension	12	0.00%
54	SI	Speeding intermediate	11	0.00%
55	OSJ	Out of state judgment certified by state	10	0.00%
56	RHT	Repeat HTO	8	0.00%
57	CNI	Compulsory insurance - no insurance	7	0.00%
58	IS	Imprudent speed	7	0.00%
59	PI	Passing illegally	7	0.00%
60	FA	Falsified application	6	0.00%
61	IIV	Intoxicant in vehicle carrying underage person	5	0.00%
62	IVO	Intoxicant in vehicle-operator	5	0.00%
63	OSS	SR out of state	5	0.00%
64	FSU	Failure to stop after accident-unattended vehicle	3	0.00%
65	ICU	Implied consent underage	3	0.00%
66	ID	Inattentive driving	3	0.00%
67	IDT	Ignition/immobilization device	3	0.00%
68	UV	Unregistered vehicle	3	0.00%
69	BI	Backing illegally	2	0.00%
70	CIC	Commercial implied consent	2	0.00%
71	CNP	Compulsory insurance - no proof	2	0.00%
72	HWI	Haz commercial operating while intoxicated	2	0.00%
73	IT	Illegal turn	2	0.00%
74	R	Racing	2	0.00%
75	CA	Commercial alcohol	1	0.00%
76	CFU	Commercial-FSA-unattended vehicle	1	0.00%
77	CSE	Commercial speeding excess (20 or more over)	1	0.00%
78	DLT	Deviating from lane of traffic	1	0.00%
79	DPO	Damage judgment default	1	0.00%
80	DS	Defective speedometer	1	0.00%
81	FFS	Failure to fasten seat belt	1	0.00%
82	FRA	Failure to report accident	1	0.00%

Revocations or Suspensions by Reason of Conviction January - December 2024				
Rank	Charge		Quantity YTD	% of Total
83	GPV	GDL Passenger Violation	1	0.00%
84	IP	Improper plates	1	0.00%

Total	282,848
-------	---------

Source: WISDOT/DMV - Bureau of Driver Services - Report No. WDRLSUM

*The total includes all revocations and suspensions for both in-state and out-of-state residents.

Operating While Intoxicated: Lifetime Offenses

Persons who are convicted of an Operating While Intoxicated (OWI) will have the offense remain on their driving record for a lifetime, with increasing penalties and forfeitures for subsequent offenses. Additional information on OWI penalties can be found here: [WI OWI Penalty Chart \(Oct. 14, 2020\)](#) ([wisconsindot.gov](#))
placeholder

Lifetime OWI Conviction Totals (1989 through 2024)	
Number of OWIs	Number of Customers
1	538,369
2	161,873
3	65,413
4	27,715
5	12,115
6	5,485
7	2,386
8	981
9	411
10	183
11	84
12	24
13	15
14	8
15	3
16	3
17	2
22	1
Total	815,071

Source: DMV Production Support

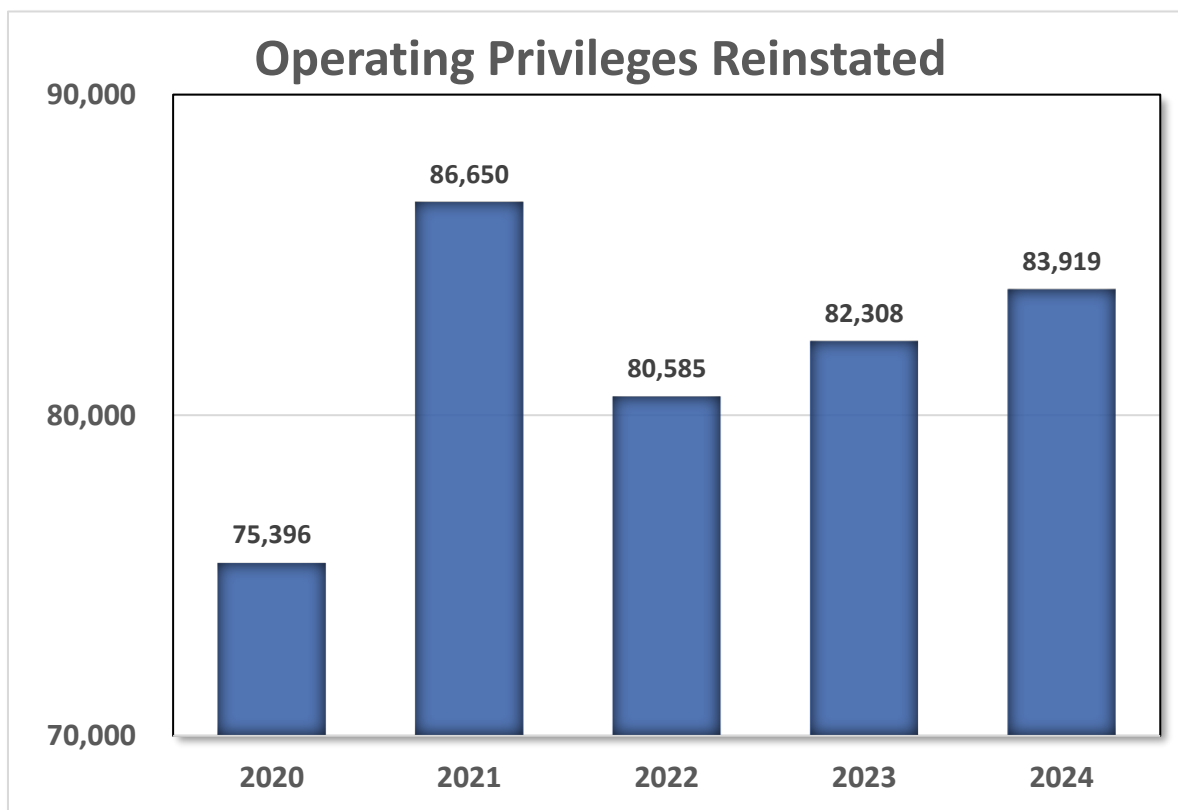
Revocation and Suspension Reinstatement

In most cases, after the period of suspension or revocation expires, and all other eligibility requirements have been met, a person may either pay the \$60 or \$200 reinstatement fee online by visiting <https://wisconsin.gov/Pages/online-srvcs/check-elig/eligibility.aspx>, mail the reinstatement fee to the DMV, or go to a DMV Customer Service Center to pay the reinstatement fee. DMV will replace the license, if necessary.

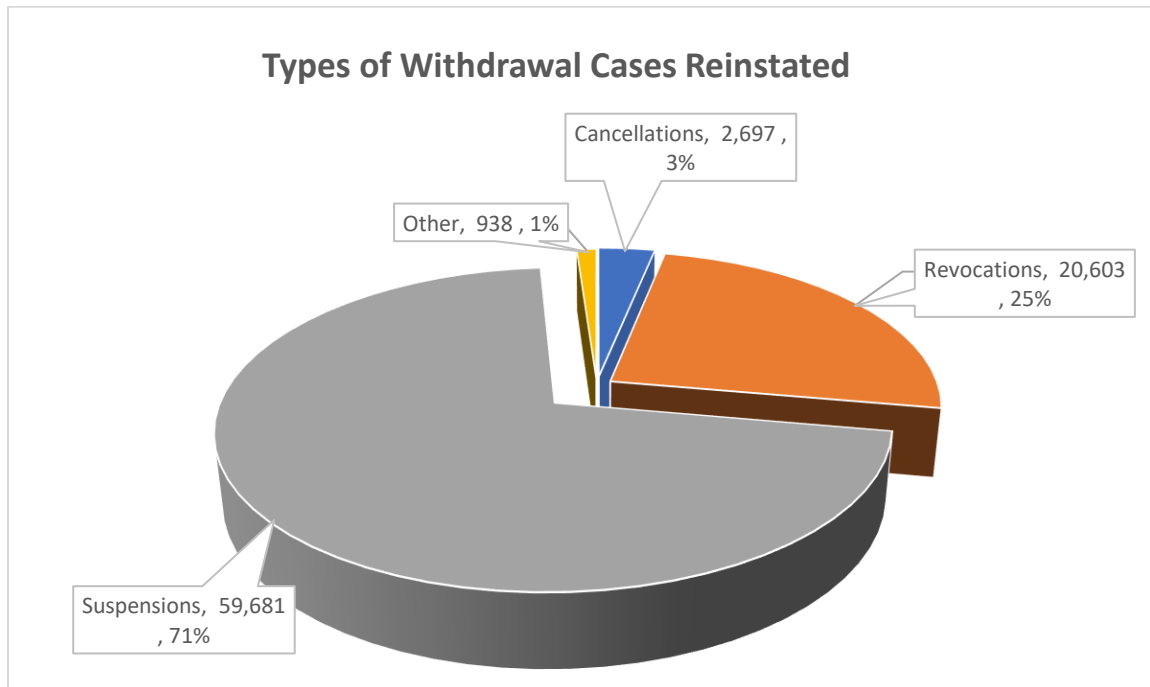
A person whose license was suspended must also pay the appropriate renewal fee if their license has expired.

A person whose license was revoked must complete an application for reinstatement and take any required tests.

Except for a person revoked for a first offense of operating while intoxicated (OWI) and non-compliance with alcohol assessment or driver safety plan, a person whose driving privilege is revoked must file [proof of financial responsibility](#) with the division continuously for three years following the end of the withdrawal period.



Source: Bureau of Driver Services, Weekly Workload Report



Source: Bureau of Driver Services, Weekly Workload Report

2023 Safety Responsibility Program Results *

The Wisconsin Safety Responsibility Law requires all motorists involved in reportable crashes to submit evidence to the DMV of their financial ability to pay for damages they caused in the crash. A crash is reportable if there is injury or death, if there is \$200 or more damage to government property (except a government owned vehicle), or if there is \$1,000 or more in damages to any one person's property (including government owned vehicles). In 2023, there were 3,429 claims made against 5,131 uninsured drivers and/or owners exceeding \$24.3 million in damages.

2023 – Safety Responsibility (SR) Claims by Type of Claim and Amounts

Claim Type	Total Claims	Total Amount
Fatalities	1	\$25,500
Personal Injuries	29	\$297,620
Property Damage	96	\$580,175
Vehicle Damage	3,303	\$23,392,498
Total	3,429	\$24,295,793

A claim is verification of damages or injuries filed against an uninsured negligent driver and/or vehicle owner resulting from a crash. The claim amount includes estimated court costs.

2023 – Motorists Subject to SR Law

- 5,131 Notices of Suspension sent to drivers and owners of vehicles in 2023. In many crashes, the drivers and owners were different persons.
- 1,093 Responded to the Notice of Suspension by settling the claims prior to suspension.
- 92 Posted the required security deposit.
- 4,038 Drivers and owners failed to comply with the requirements given on the Notice of Suspension and their operating and registration privileges were suspended.
- 1,017 Suspended motorists complied with the Safety Responsibility requirements after the Suspension Orders were entered.
- 1,316 Motorists accepted the one-year suspension of privileges.
- 1,689 Drivers and owners were still withdrawn as of January 15, 2025.

Out of 207,978 vehicles involved in reportable crashes in 2023, only 0.6% were uninsured, failed to pay for the damages and accepted a one-year suspension of privileges.

*Insured parties have up to one year after the crash to file under the SR law, therefore 2023 is the latest year for which full SR program results are available.

Proof of Financial Responsibility

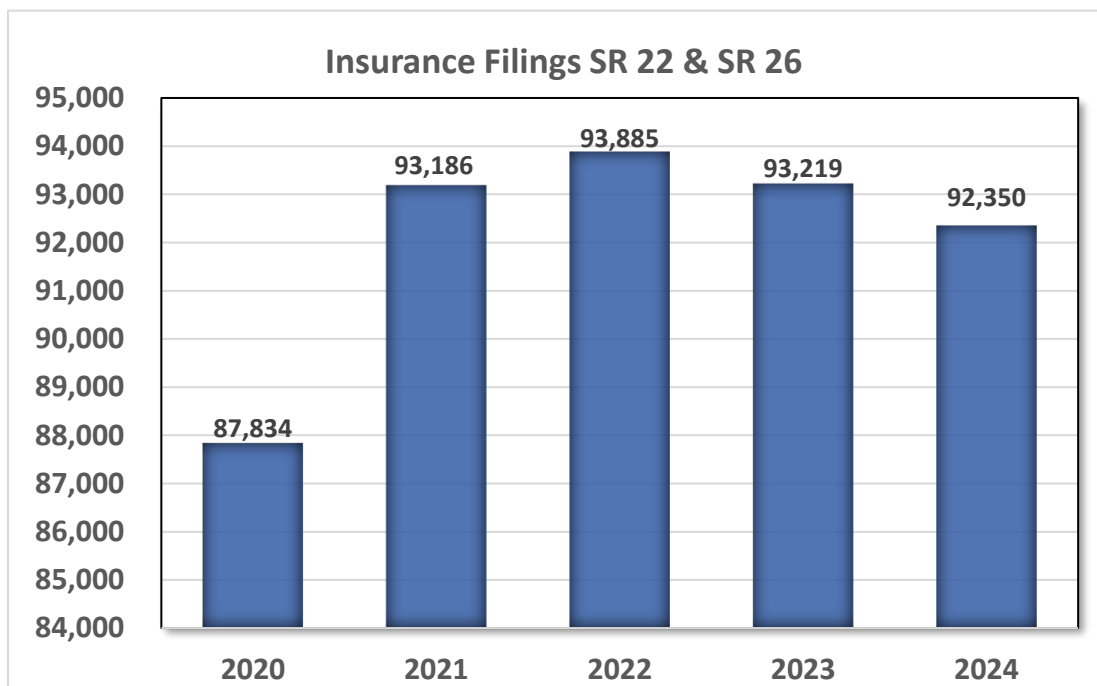
Proof of financial responsibility is usually a certificate (SR-22) issued by an insurance company licensed to do business in Wisconsin. The SR-22 must certify that the person has liability insurance in the amounts of at least \$25,000 and \$50,000, for personal injury or death and \$10,000 for property damage. A person can also post a bond or make a cash deposit for these amounts with DMV. The SR-26 is the Notice of Cancellation of the SR-22.

SR-22 must be filed for three years from the date you are eligible to reinstate your driving privileges.

Proof of SR-22 is required:

- To obtain an occupational license if your license is suspended or revoked.
- To reinstate a driver license after operating privileges are revoked*.
- To reinstate after suspension if the suspension is a damage judgment or a suspension under the "uninsured motorists/safety responsibility law."
- For drivers under the age of 18 in lieu of having a sponsor.

*SR-22 is not required after revocation if the only reason for revocation is Non-Compliance with Driver Safety Plan/Interview or 1st offense OWI.



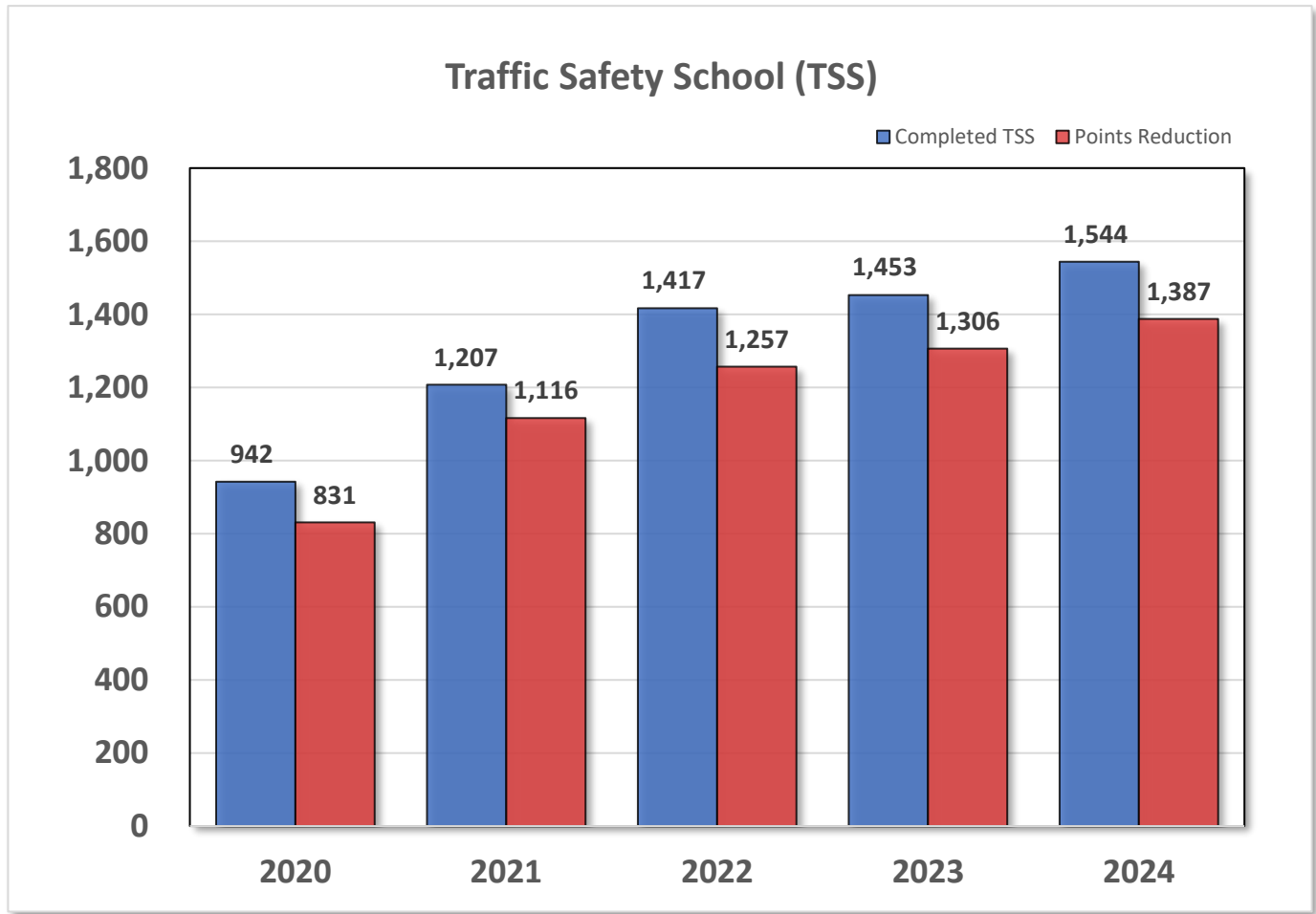
Source: Bureau of Driver Services, Weekly Workload Report

Traffic Safety Programs

The DMV, along with the Wisconsin Technical College System (WTCS), administers traffic safety courses to assist individuals in modifying their driving behavior.

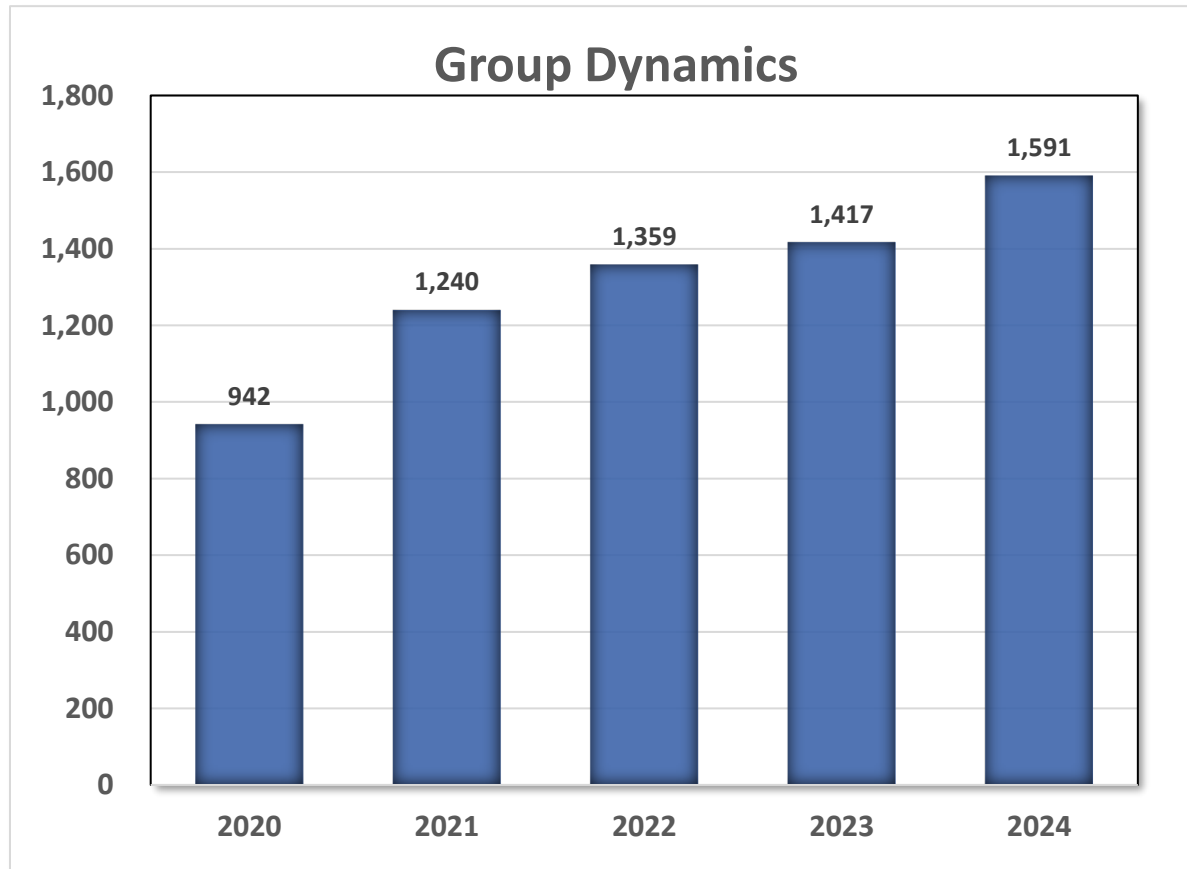
Courses include:

- Traffic Safety School (TSS) course which reviews basic safe driving concepts.



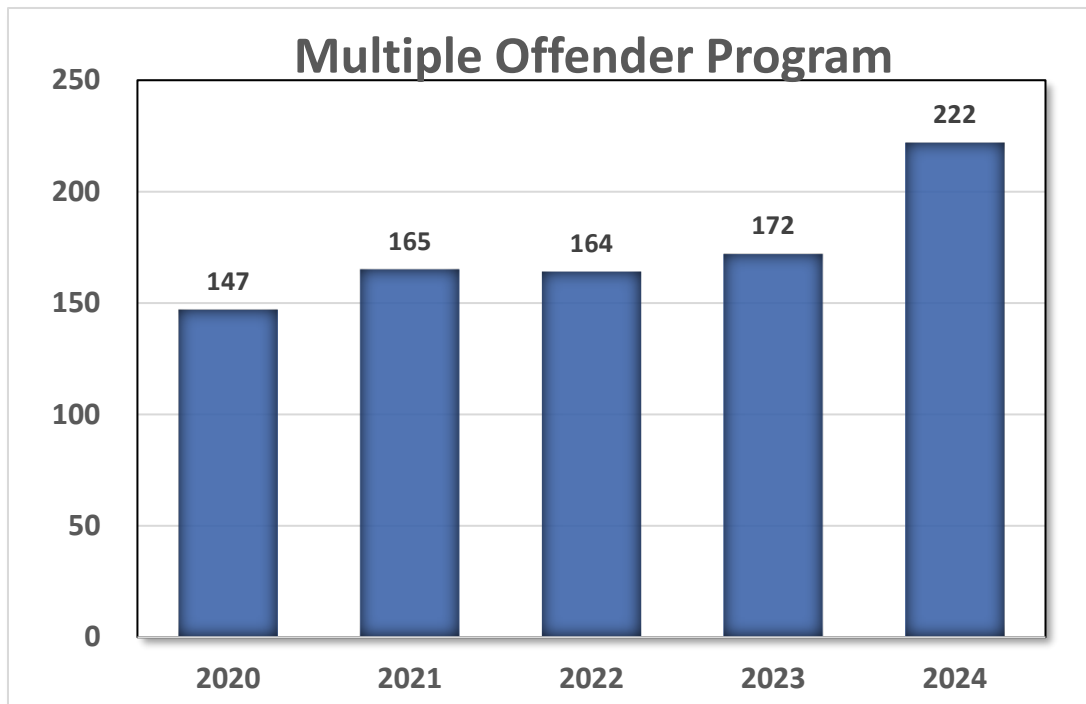
Source: Bureau of Driver Services, Case Compliance Unit

- Group Dynamics course designed for drivers who have been convicted of operating while intoxicated (OWI) and are assessed to demonstrate irresponsible use.



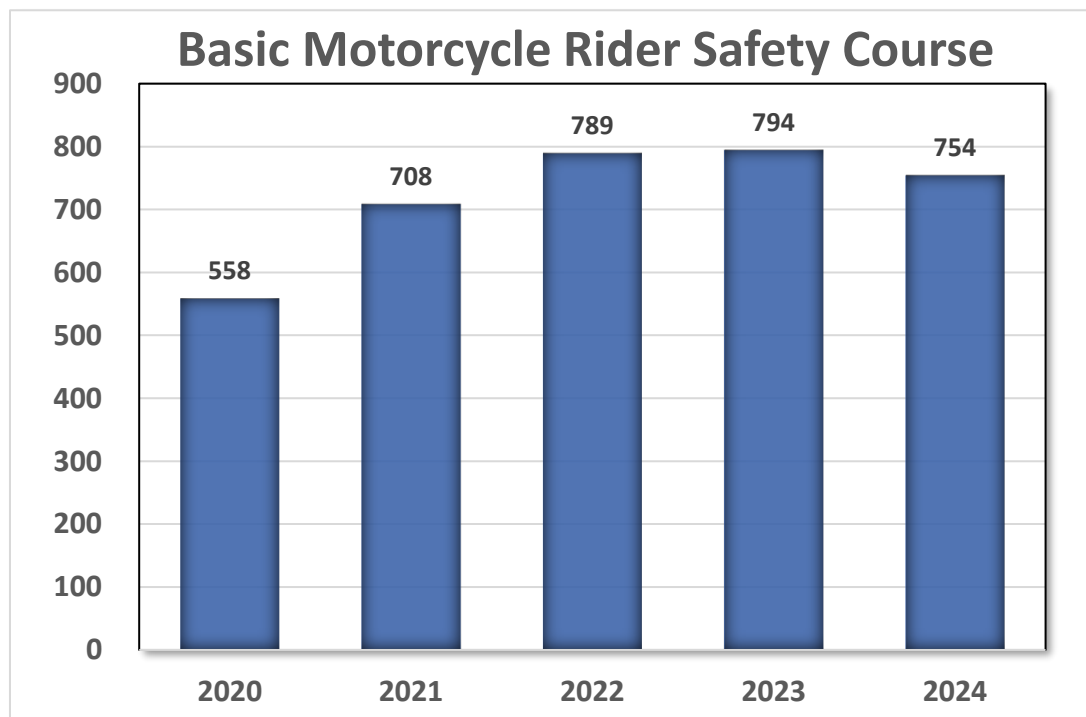
Source: Bureau of Driver Services, Case Compliance Unit

- Multiple Offender Program (MOP) course for drivers who have been convicted of OWI more than once and are assessed to demonstrate irresponsible use.



Source: Bureau of Driver Services, Case Compliance Unit

- Basic Rider & Experienced Rider courses (see “Motorcycle License – Class M”)

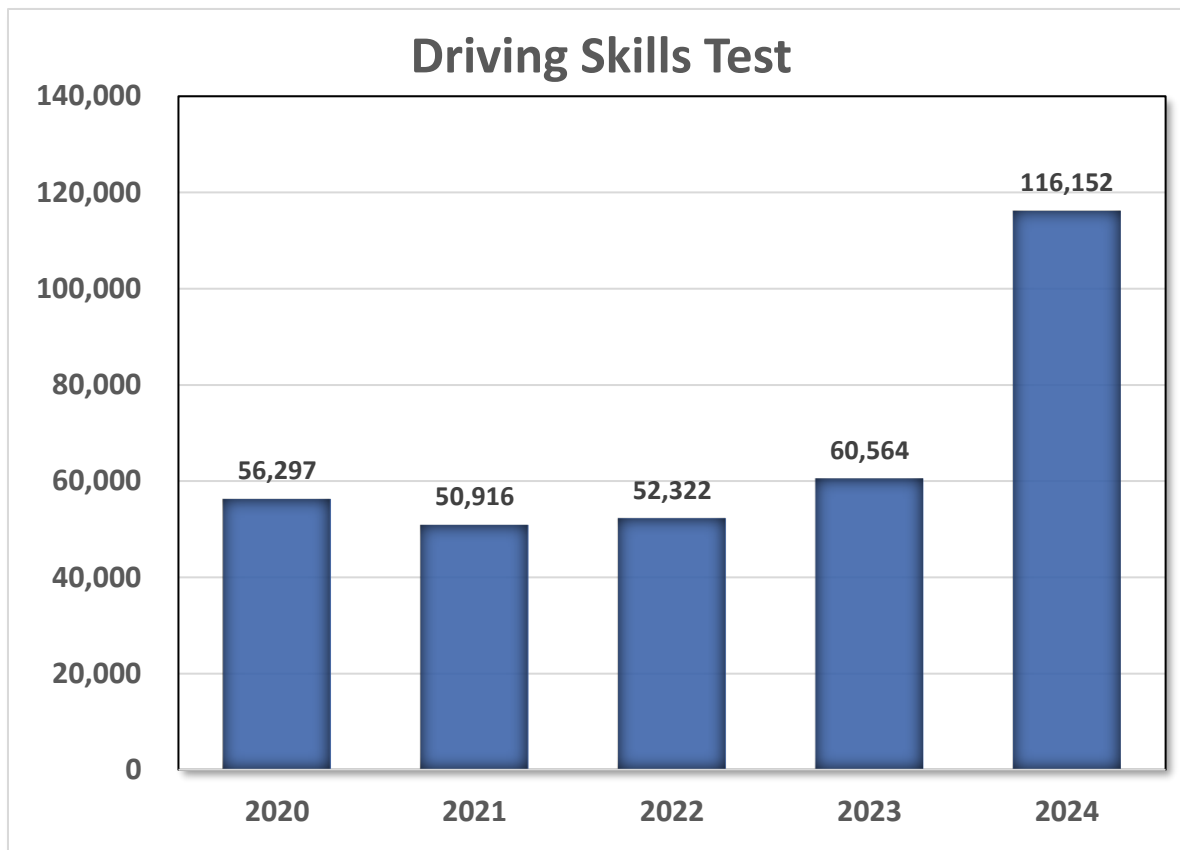


Source: Bureau of Driver Services

Driving Skills Test

DMV Customer Service Centers conduct driving skills tests for Class D (auto and small trucks) and Class M (motorcycle) licenses. Tests may be waived for drivers with a valid out-of-state license, for drivers who have had a valid license within the last eight years, and for individuals that complete a Basic Motorcycle Rider course (Class M only). DMV may require a driving skills test whenever it has good cause to question a person's ability to operate a motor vehicle safely due to a physical or medical disability.

DMV Customer Service Centers do not conduct any CDL skills tests.



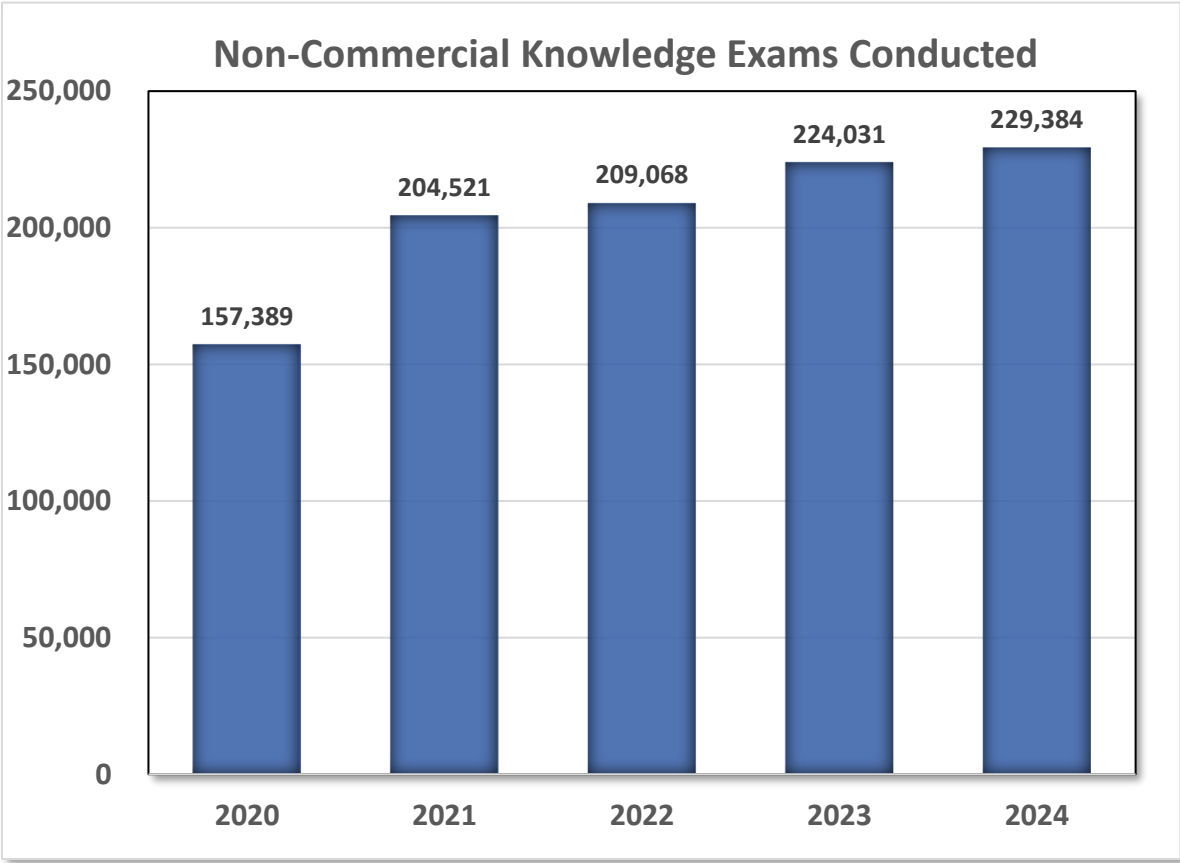
Source: Bureau of Field Services, 4.01 DMV BFS Transaction in Person Report

Beginning May 11, 2020, the DMV implemented a road test waiver pilot program allowing drivers ages 16 and 17 who have met all requirements to move directly to a probationary graduated driver license without taking the road test with parent/sponsor approval. The road test waiver program ended December 31, 2023.

Driving Skills Tests refer to all passed and failed Class D and Motorcycle skills tests provided by the DMV.

Driver License Knowledge Exam

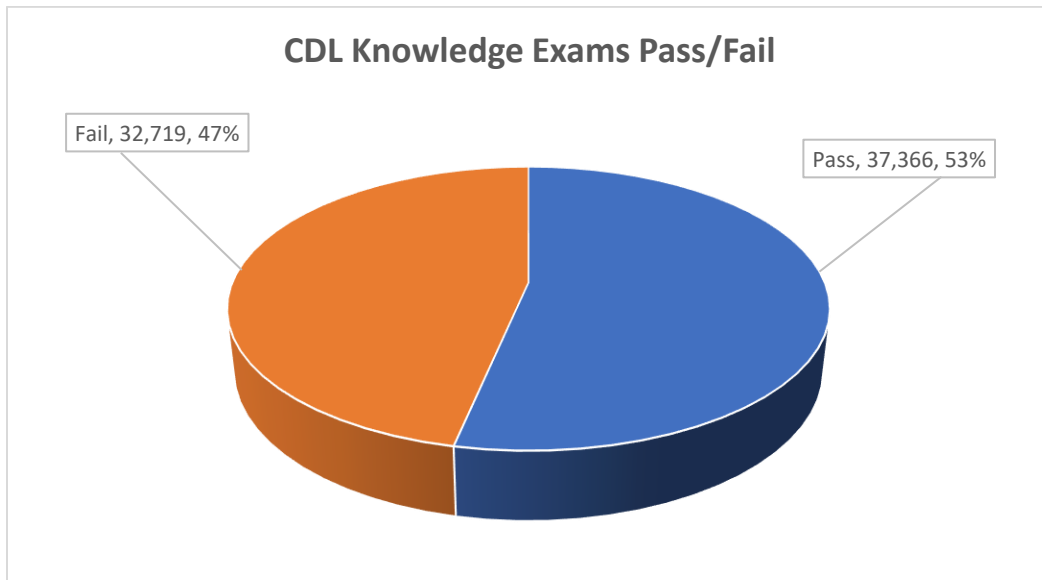
DMV uses knowledge exams to test applicants’ ability to recognize highway signs, knowledge of traffic laws, and safe-driving practices.



Source: Bureau of Field Services, 4.01 DMV BFS Transaction in Person Report

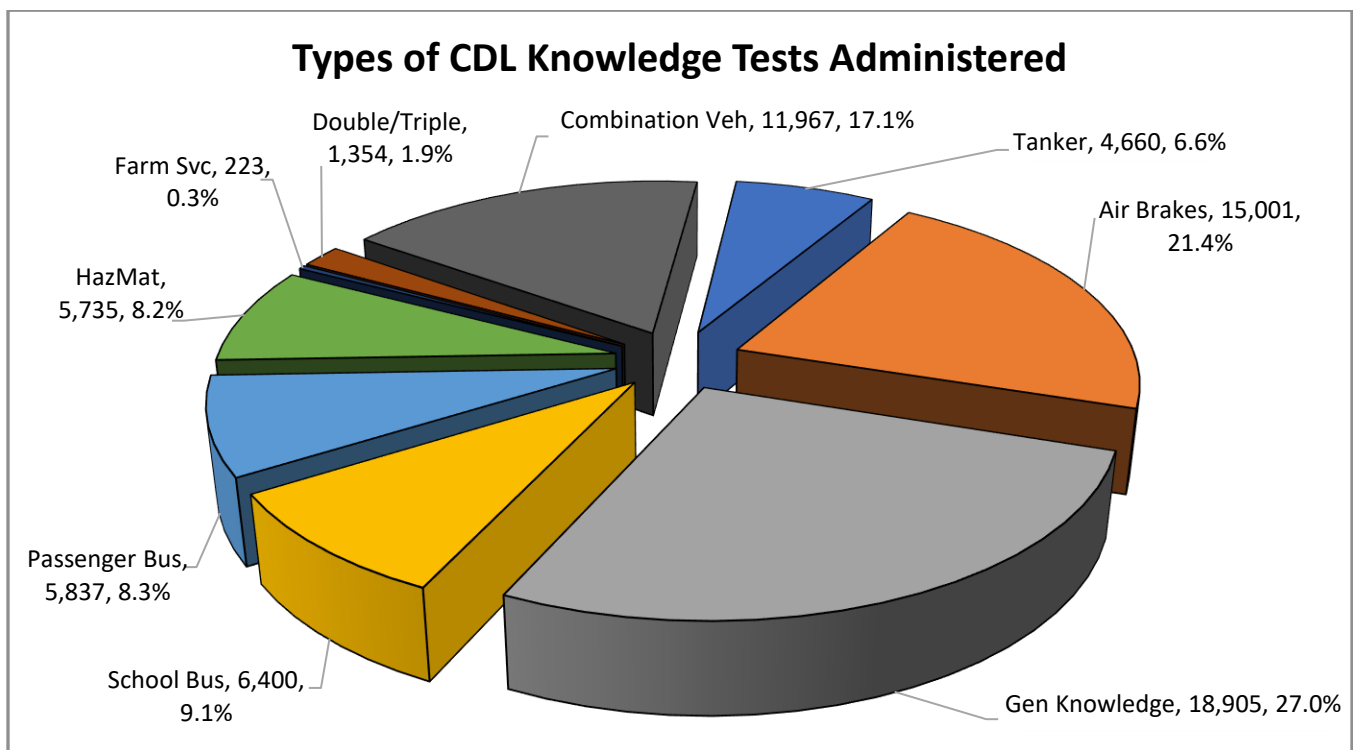
Note: Non-commercials Knowledge Exam Conducted consists of Class D, Cycle Knowledge, Cycle Rider Course Enrollment, Driver Training School – Instructor, Driver Training School – Owner/Operator, Motor Vehicle Salesperson, and Signs Test

Commercial Driver License Tests



*The chart above reflects the total number of all types of CDL Knowledge Exams conducted last year. Previous reporting in this area only displayed the General Knowledge CDL Test statistics.

Source: Bureau of Field Services, 4.01 DMV BFS Transaction in Person Report



Source: Bureau of Field Services, 4.01 DMV BFS Transaction in Person Report

Administrative Rules in Calendar 2024

None

New Laws in Calendar Year 2024

[Act 114](#) - Relating to: access to Department of Transportation records to establish residency for approvals issued by the Department of Natural Resources.

[Act 144](#) – relating to: access to Department of Transportation records to establish residency for approvals issued by the Department of Natural Resources.

[Act 154](#) - Relating to: increased penalties for failing to stop for a school bus.

[Act 160](#) - Relating to: driver education instruction related to work zone safety.

[Act 161](#) – relating to: modifying administrative rules of the Department of Transportation relating to applications for vehicle titles by nonresident insurance carriers.

[Act 164](#) – relating to: recreational vehicle manufacturers, distributors, and dealers and the definition and operation of recreational vehicles.

[Act 166](#) – relating to: removing a catalytic converter without consent and providing a penalty.

[Act 187](#) - Relating to: electing to be a donor of an anatomical gift when filing income tax returns.

[Act 188](#) – relating to: authorizing physical therapists to make certifications for acquiring disabled parking plates and cards.

[Act 202](#) - Relating to: the location and operation of driver schools.

[Act 205](#) - Relating to: indication of Hmong veteran status on an operator's license or identification card.

Transportation Fund Revenue

<u>Acct Code</u>	<u>Obj. Code</u>	<u>ITEM</u>	<u>FY 2020</u>	<u>FY 2021</u>	<u>FY 2022</u>	<u>FY2023</u>	<u>FY 2024</u>	<u>FN</u>
4652000	7209	Counter Service Fees	2,322,777	522,287	2,110,310	2,582,417	2,671,498	
4655000	7210	Registration Fees	513,610,333	611,457,379	585,635,732	586,859,390	599,994,504	(A)
4668000	7228	Permit Fees - Heavy Trucks	81,955	85,628	86,817	87,585	89,181	
4656000	7239	Dealers - Electronic filing fee	58,628	39,128	34,931	31,091	32,130	
4656000	7249	Dealers - Surcharge fee	90,823	67,417	67,396	63,344	67,271	
4656000	7211	Dealer License Fees	786,405	917,303	910,093	910,253	834,178	
4670000	7235	Federal Security Verification Fee	11,823,136	12,490,115	11,842,160	11,351,144	10,923,847	
4658000	7212	Fast Service Fees	101,889	155,546	132,774	133,632	132,728	
4660000	7213	Domestic IRP	38,588,892	36,224,414	43,749,166	47,195,729	46,213,611	
4662000	7214	Foreign IRP	48,333,569	45,795,823	60,266,496	55,060,622	51,923,005	
4685000	9308	Motor Carrier Filing Fee	244,850	283,050	349,300	291,050	246,750	
4668000	7225	Unified Carrier Registration Fee- max floor to hold	2,343,680	2,196,680	2,196,680	1,593,866	2,396,286	(B)
4729000	7218	Supplemental Title Fees	7,016,136	8,223,819	7,102,357	7,093,700	7,191,771	
4665000	7215	Traffic Violation & Reg. Fees	170,653	120,584	113,381	91,393	95,963	
4655000	7229	Telephone Access Fees	23,032	34,534	25,096	23,171	22,509	
4670000	7230	Driver License Fees	27,220,714	28,184,404	27,154,815	26,487,060	26,237,510	
4675000	7008	Occupational License Fees	533,397	492,042	510,116	520,600	524,206	
4655000	7231	Handicapped Cards	250,506	199,233	263,430	299,385	312,111	
4670000	7232	Financial Reinstatement	0	0	0	3	3	
4655000	9065	Registration Reinstatement Fee	170,873	185,445	186,169	172,957	163,021	
5080000	9309	Driver Abstract Fees	14,413,758	16,255,710	14,853,052	15,313,734	11,979,920	
5080000	9310	Registration Abstract Fees	298,816	383,558	451,118	457,054	556,906	
5000000	9400	Sales to Others	2,901	0	0	0	0	
4690000	9690	Oversize/Overweight Fees	6,919,302	6,941,224	7,054,249	7,101,109	7,260,693	
5240000	9060	Salvage Vehicle Inspection Fee	313,571	324,454	300,714	312,013	325,084	
Total			675,720,595	771,579,776	765,396,354	764,032,301	770,194,685	(C)

(A) Registration Fees include registration, hybrid, electric, title, lien, and late fees

(B) Over/under cap due to FY23 fee \$602,814.00 being booked in FY24, and \$403,208.00 FY24 payments booked in FY25

(C) Revenues reported are excluding any refunds issued

Motor Carriers

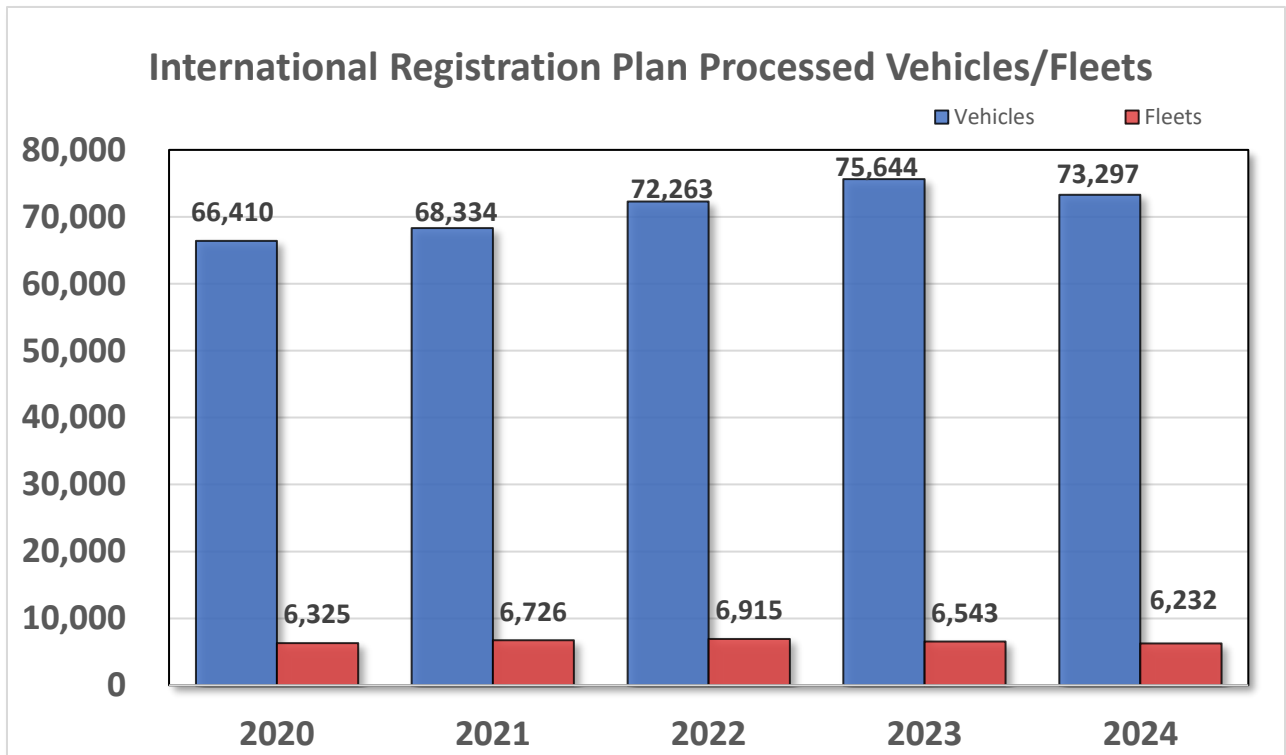
Heavy Vehicle Use Tax (HVUT)

Heavy Vehicle Use Tax (HVUT) is an annual tax assessed by the Federal Internal Revenue Service (IRS) on vehicles operating on public highways at a gross weight of 55,000 lbs. and greater.

Although the tax has been in effect since 1954, the federal government held the states responsible for enforcement beginning in October 1985. The federal government distributes revenues back to states for highway construction and maintenance.

International Registration Plan (IRP)

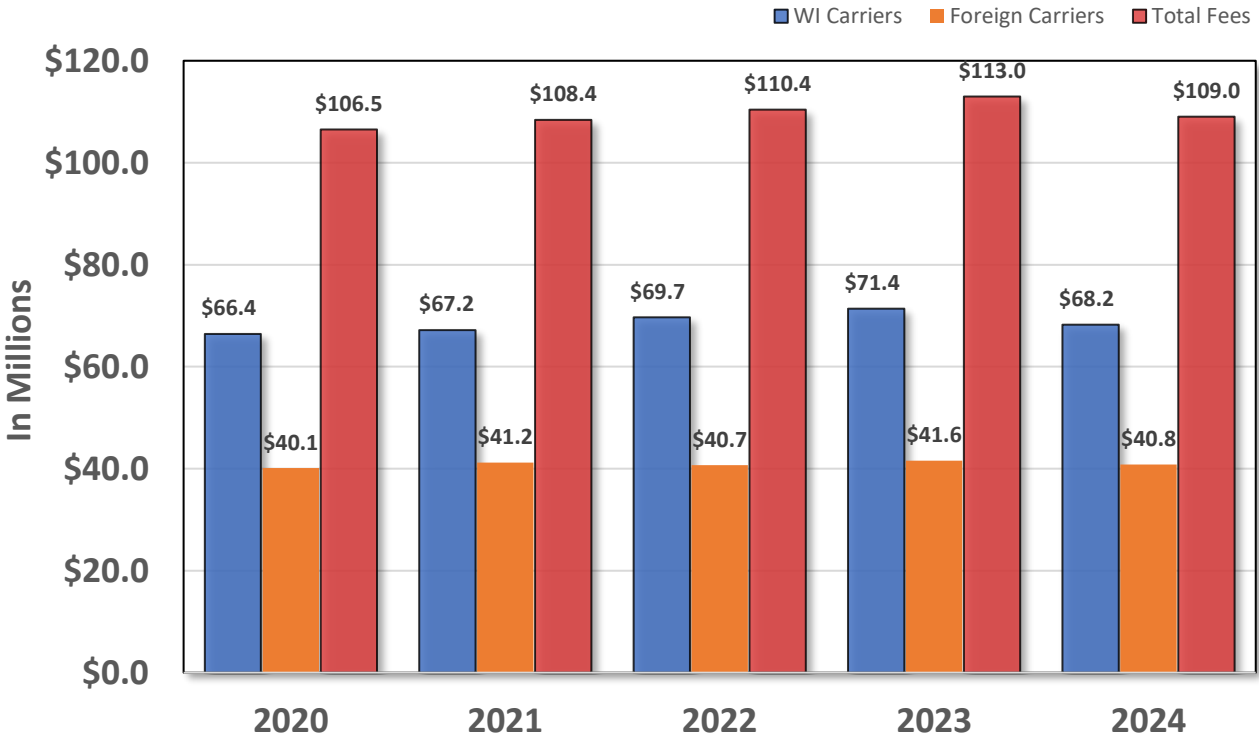
The International Registration Plan (IRP) is a vehicle registration system which registers interstate motor carrier vehicles for all participating jurisdictions in by filing one application with their 'base' or home state. Registration fees are calculated on the percentage of miles a carrier travels in each jurisdiction. The base jurisdiction collects the fees for all jurisdictions where the carrier operates and forwards the fees to those jurisdictions. The carrier is issued one license plate and cab card for each vehicle. The cab card lists all jurisdictions and the registered weight. IRP registration is valid for both interstate and intrastate operations.



Source: WISCRS database

International Registration Plan Fees Paid by Wisconsin Based Motor Carriers

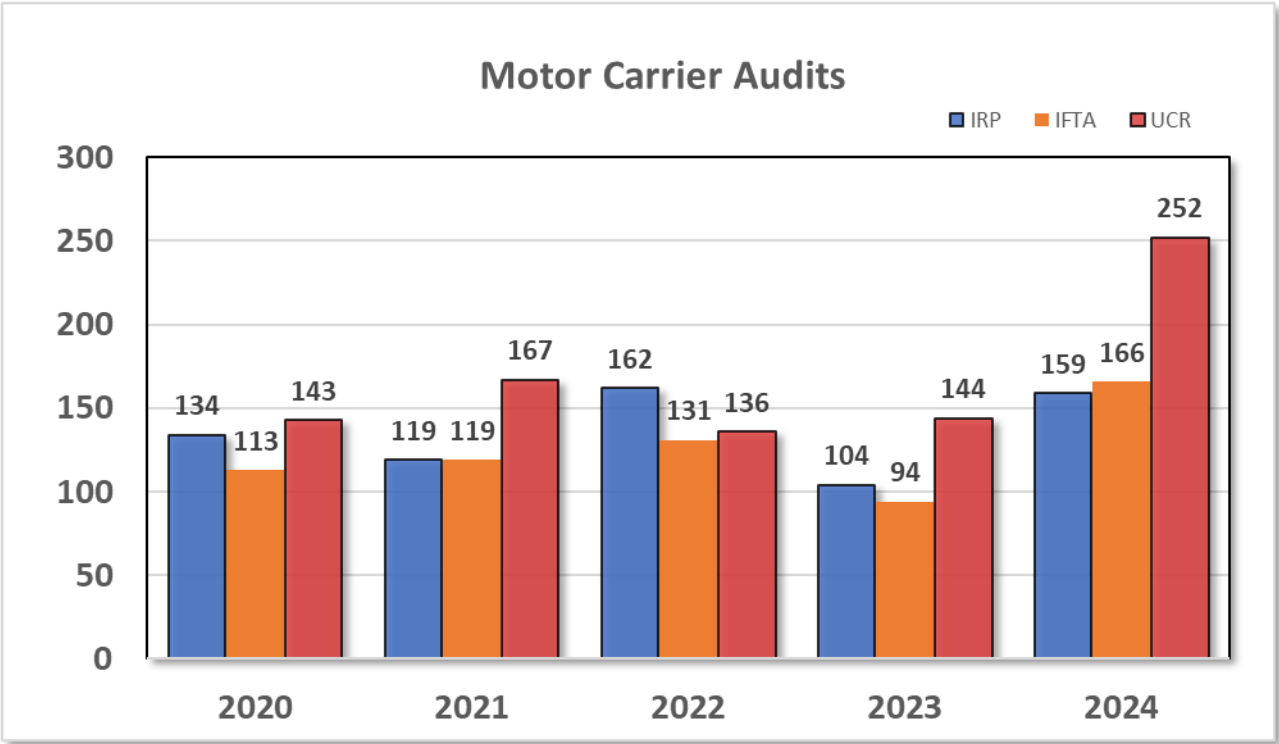
IRP Fees Paid by Motor Carriers Based Elsewhere



Source: WISCRS Database

Motor Carrier Audit

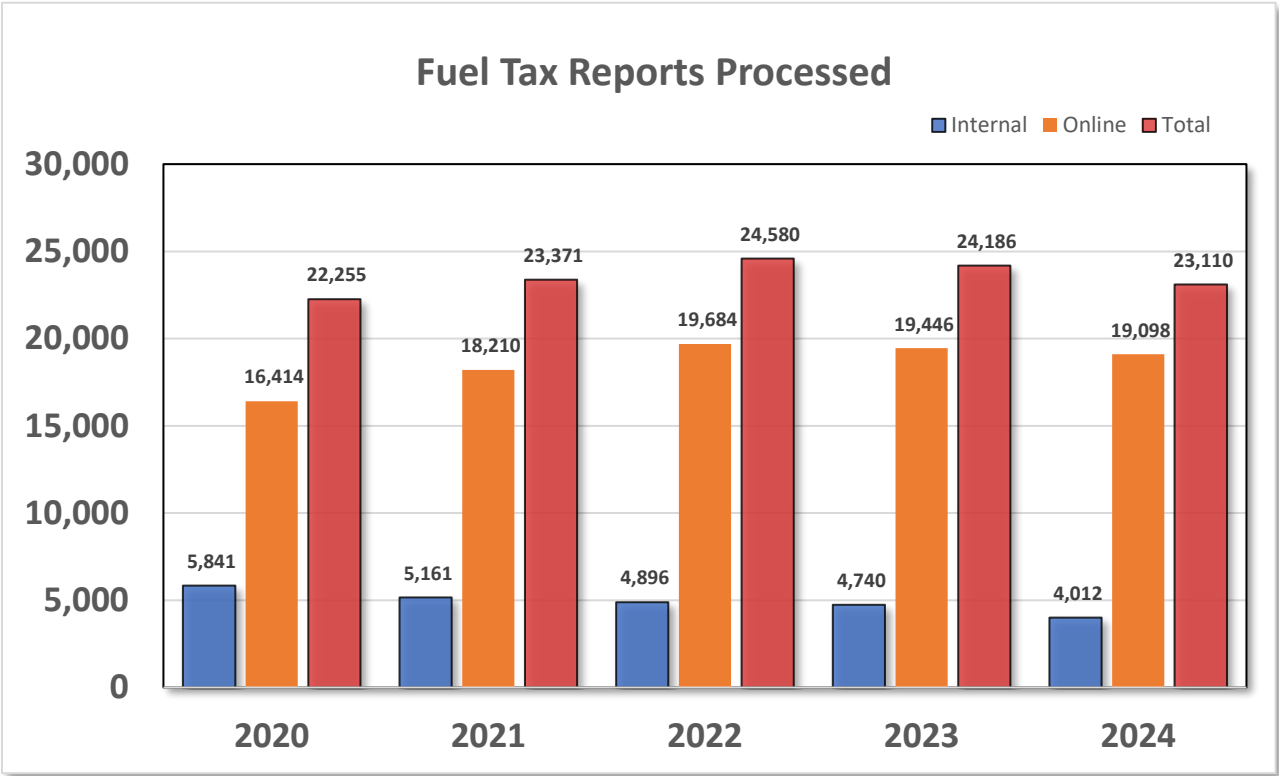
Wisconsin based motor carriers licensing their vehicles under the International Registration Plan (IRP), International Fuel Tax Agreement (IFTA) and Unified Carrier Registration (UCR).



Source: Work Unit Statistics

Motor Carrier Fuel Tax

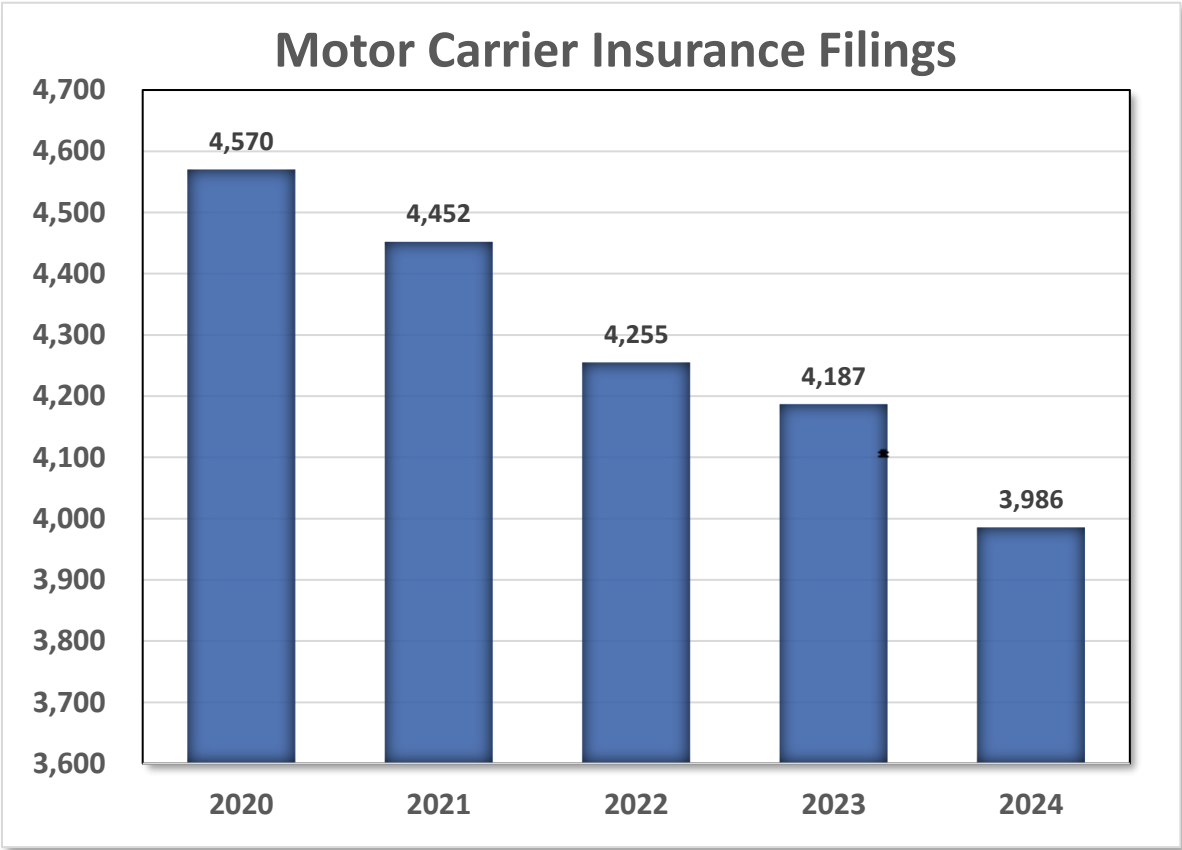
Fuel tax is collected at the pump (retail sales), through payments made to the Wisconsin Department of Revenue as bulk fuel is used, or when the motor carrier files quarterly fuel tax reports with the Department of Transportation.



Source: WISCRS Database

Motor Carrier Insurance

All intrastate carriers of passengers or property for-hire rental companies, owners of all buses, human service vehicles, driver education vehicles, and dealer demo vehicles (demonstrated with a load) are required to file proof of insurance before operating in Wisconsin.



Source: CATS Database

Motor Carrier Unified Carrier Registration

The Unified Carrier Registration (UCR) collects fee to be used to be for motor carrier safety and enforcement program. The UCR applies to more business operations. Fees are lower and vary by the number of vehicles operated intrastate by the covered businesses.

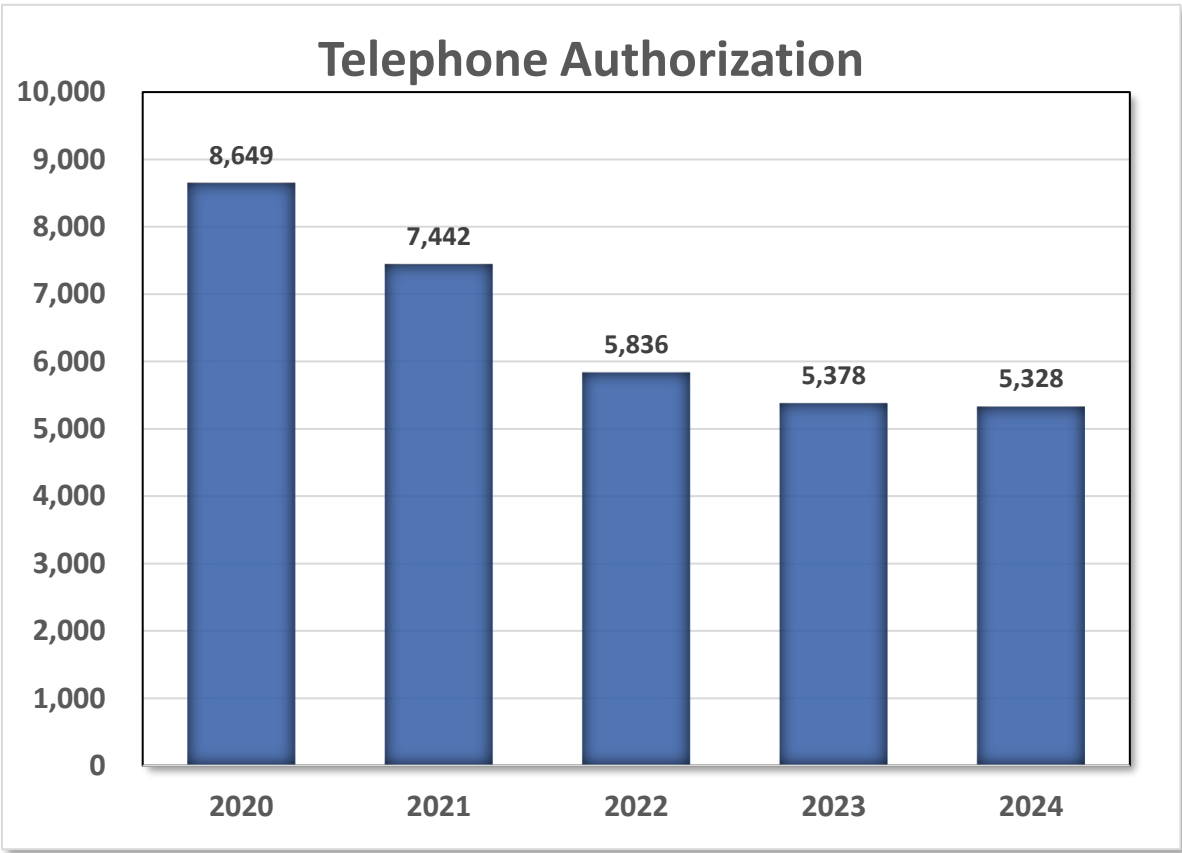


Source: Bureau of Vehicles Services, Motor Carrier Services Section

Note: UCR fees collected continue to accrue for 2 years after registration year. Numbers subject to change. Fees collected reflect amount collected up to report generation.

Telephone Authorization

Telephone Authorization (TA) is a 24-hour call-in service allowing operation of gross weight vehicles registered under consecutive monthly or quarterly registration for operation in the state of Wisconsin. This allows immediate operation of the vehicle after calling for authorization without having proof of current registration displayed.



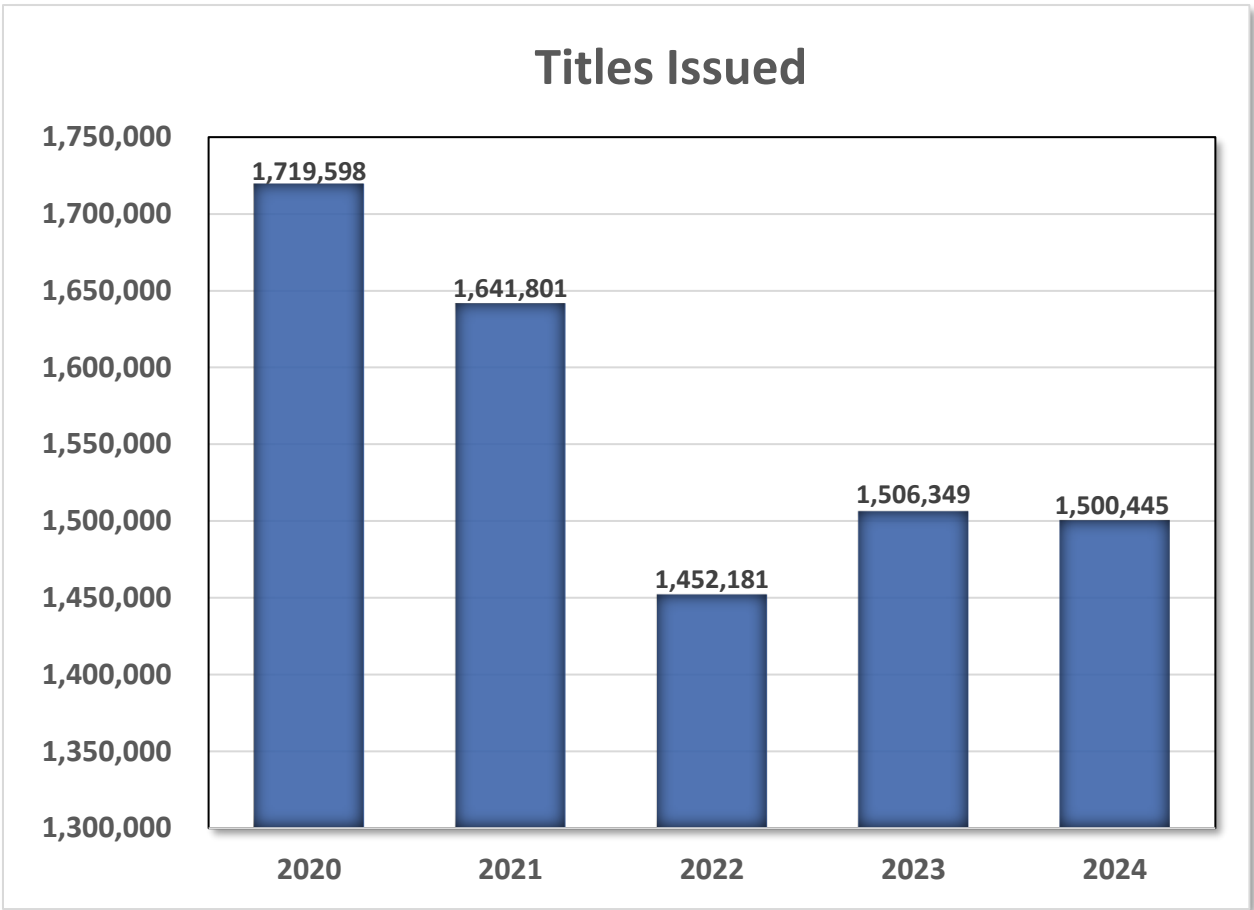
Source: Business Objects Report - TA Authorization Processor Activity (RPT49_TA)

Represents the number of vehicles with Telephone authorization calls; a vehicle may receive several Telephone authorizations in a year.

Vehicles

Certificate of Title

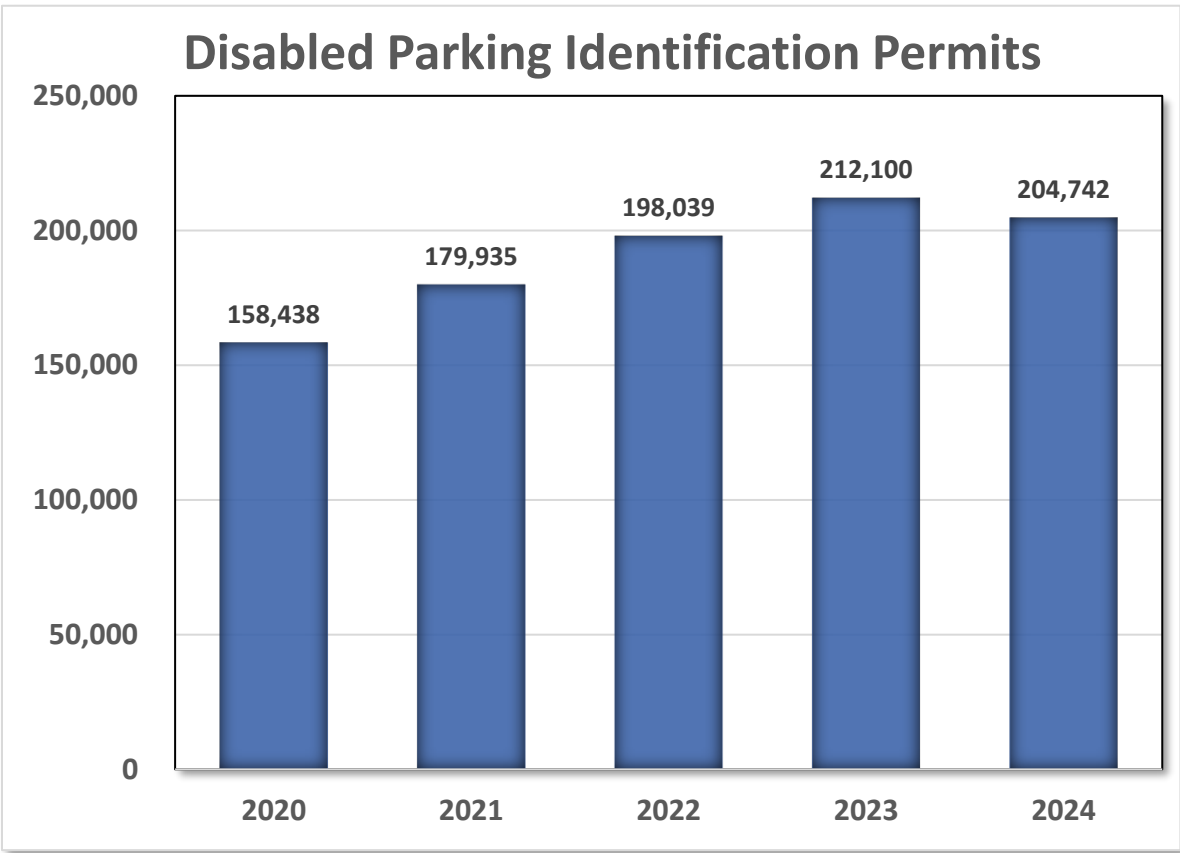
A Certificate of Title is evidence of vehicle ownership.



Source: BVS Title Statistics by Month (From T&R Report)

Disabled Parking Identification Card

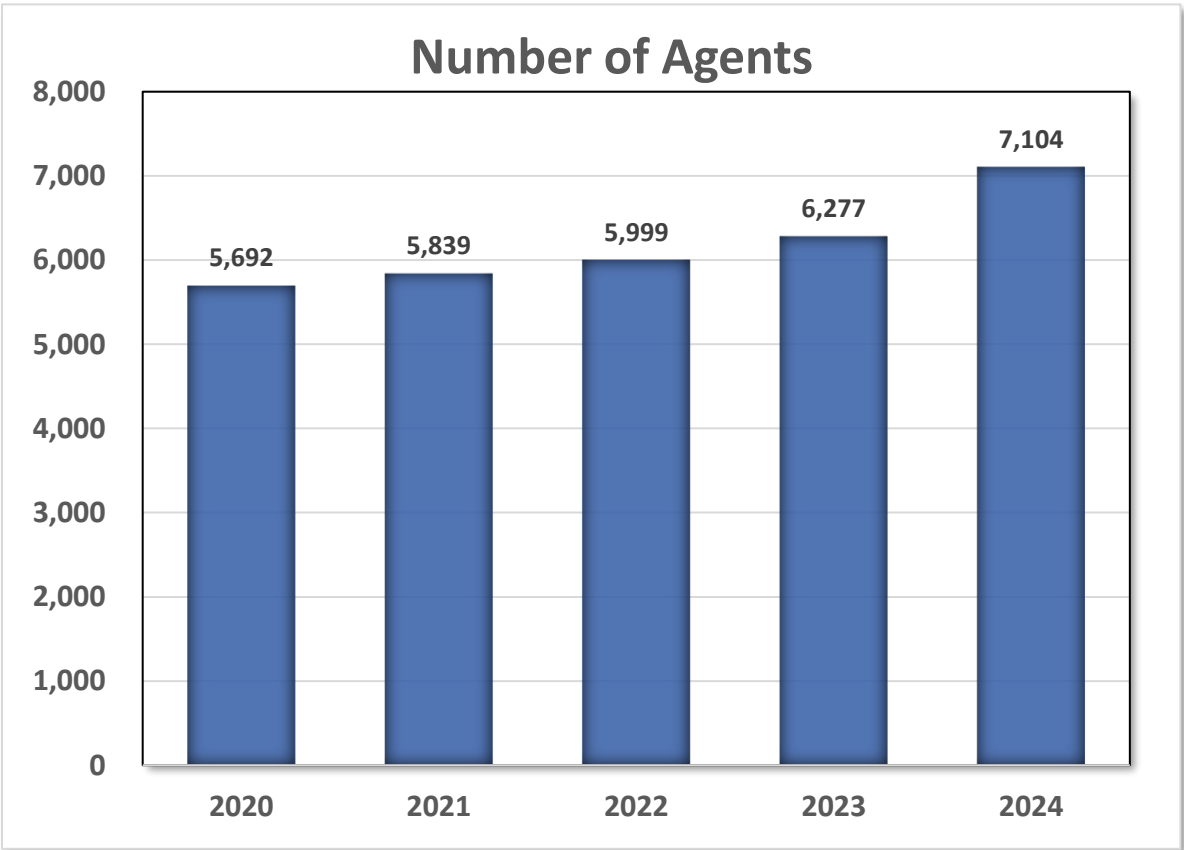
DMV issues Disabled Parking Identification Permits (DIS IDs) to any person certified by an authorized health care specialist as having a disability that limits or impairs their ability to walk.



Source: Analysis of disabled ID permits issued (Business Objects Report 51)

Electronic Title and Registration

The Electronic Title and Registration program allows dealers, financial institutions, fleets, and other approved businesses as DMV agents to complete title and registration transactions for themselves or their customers electronically. The funds for the registration and title are also submitted electronically. The electronic data updates the DMV database directly and eliminates the need for DMV to re-key the application. The paper applications and source documents can either be uploaded electronically or continue to be submitted to DMV separately for audit and imaging purposes.



Source: Dealer and Agent Section

Heavy Vehicle Registration & Titling

Heavy vehicle registration and titling is the titling and registration of non-autos: trucks (10,000 lbs. and over), tractors, buses, motor homes and trailers, except for those vehicles apportioned under the International Registration Plan (IRP).

Involuntary Transfer

An involuntary transfer of a motor vehicle is a transfer of ownership due to legal action or something other than a voluntary transfer.

License Plates Issued

Plate Type	2020	2021	2022	2023	2024
4H Foundation	41	45	31	21	15
Amateur Radio	106	96	95	148	154
Antique	83	84	84	88	80
Apportioned Power	13,890	14,330	15,190	15,177	13,806
Auto	498,541	562,460	524,661	817,704*	673,523*
Autocycle	657	228	240	260	201
Boy Scouts	85	80	49	54	42
Bus	1,217	1,148	919	1,500	852
Celebrate Children Foundation	112	119	109	106	76
Children's Hospital of Wisconsin	166	251	118	104	103
Choose Life	504	541	270	218	235
Civilian Group **	61	62	57	78	79
Collector	11,982	13,052	14,329	14,117	16,536
Collector Special	267	260	132	245	207
Crane Foundation	NA	NA	NA	NA	573
Cure Childhood Cancer	179	153	118	78	49
Dealer	1,064	10,147	5,829	5,934	6,171
Dealer Annual and Transporter	6,022	7,497	6,651	7,230	5,737
Disabled	3,660	4,929	5,426	6,471	6,411
Disabled Veteran	427	460	522	649	645
Donate Life	170	162	129	121	114
Ducks Unlimited	309	388	244	157	138
Elk Foundation	168	221	123	90	67
EMS (red design)	197	176	171	218	188
Endangered Resources (Badger/Eagle design)	1,259	1,478	839	907	1,172
Endangered Resources (Wolf design)	794	1,076	836	450	465
Ex-POW	1	2	3	2	2
Farm Trailer	1,815	2,328	2,133	2,051	1,878
Farm Truck	5,359	5,546	6,050	5,684	5,912
Firefighter (red design)	553	593	496	581	560
Firefighter (white design)	171	224	230	438	432
Fleet	NA	NA	1,077	11,048	9,197
Gold Star Family	36	34	24	44	39
Green Bay Packers	1,756	2,016	1,283	1,198	1,213
Harley-Davidson Share the Road	948	1,144	794	663	533
Heavy Farm Truck	734	871	858	771	682

Heavy Trailer	23,801	29,119	27,375	27,320	26,378
Heavy Truck	24,755	27,583	26,839	29,300	30,655
Historic Military Vehicle	57	49	51	71	60
Hobbyist	1,894	2,138	2,036	1,997	2,227
Human Service Vehicle	88	66	19	82	46
Ice Age Trail	NA	NA	NA	1,530	1,589
In God We Trust	1,796	2,172	1,206	778	773
Junior Golf	153	182	258	149	153
Keeping the Lights On	44	390	170	75	67
Law Enforcement Memorial	338	384	277	235	204
Light Trailer	695	1,309	933	1,129	1,151
Light Truck	152,170	153,567	141,287	184,770*	179,153*
Lions Foundation	20	29	23	28	12
Low Speed Vehicle	67	98	290	316	504
Marquette University	200	201	154	156	176
Medical College of Wisconsin	30	33	39	22	29
Military Group	2,329	2,306	2,232	2,766	2,835
Milwaukee Brewers (Ball & Glove Logo)	1,125	1,350	926	764	826
Milwaukee Brewers ('M' Logo)	600	581	341	260	253
Milwaukee Bucks	1,051	1,399	1,027	703	454
Moped	2,735	3,022	3,154	2,676	2,544
Motor Home	4,079	4,969	4,131	4,089	3,989
Motorcycle	33,868	37,660	38,405	34,827	34,288
Municipal	2,847	2,782	2,569	3,379	3,734
Municipal Cycle	14	6	5	12	16
Musky Clubs Alliance	179	162	92	87	92
National Guard	22	15	12	27	29
Nurses Change Lives	299	349	206	182	157
Official	734	717	618	924	1,214
Operating Engineers Local 139	25	268	103	82	72
Road America	NA	2,699	8,709	10,838	15,010
RV Trailer	17,488	20,728	17,108	15,622	14,985
Semi-Trailer	15,562	16,918	17,679	16,831	15,646
Spay, Neuter, Adopt	NA	NA	NA	NA	420
Special "X"	84	68	112	83	119
Special Recognition Group ***	18	31	27	31	27
State Owned	253	160	84	237	361
Suicide Prevention Foundation	NA	NA	NA	NA	194

Tractor	2,046	2,464	2,359	2,773	2,720
Trout Unlimited	146	252	155	124	125
University Group	980	1,140	914	997	924
Versiti	NA	42	93	150	133
Veteran's Motorcycle	249	164	222	182	256
Whitetails Unlimited	546	661	391	267	233
Wisconsin Salutes Veterans	646	881	424	236	165
Wisconsin Women's Health Foundation	50	94	53	30	34
Total Metal Plates	847,417	951,409	893,228	1,241,742	1,093,119
Temporary Plates	331,144	407,790	265,963	286,837	304,690
Total All Plates	1,178,561****	1,359,199	1,159,191	1,528,579	1,397,809

* Increased volumes for Auto and Light Truck plates seen in 2023 and 2024 due to plate reissuance program

** Civilian Group includes: EMS (white design), Civil Air Patrol and Rescue squad member

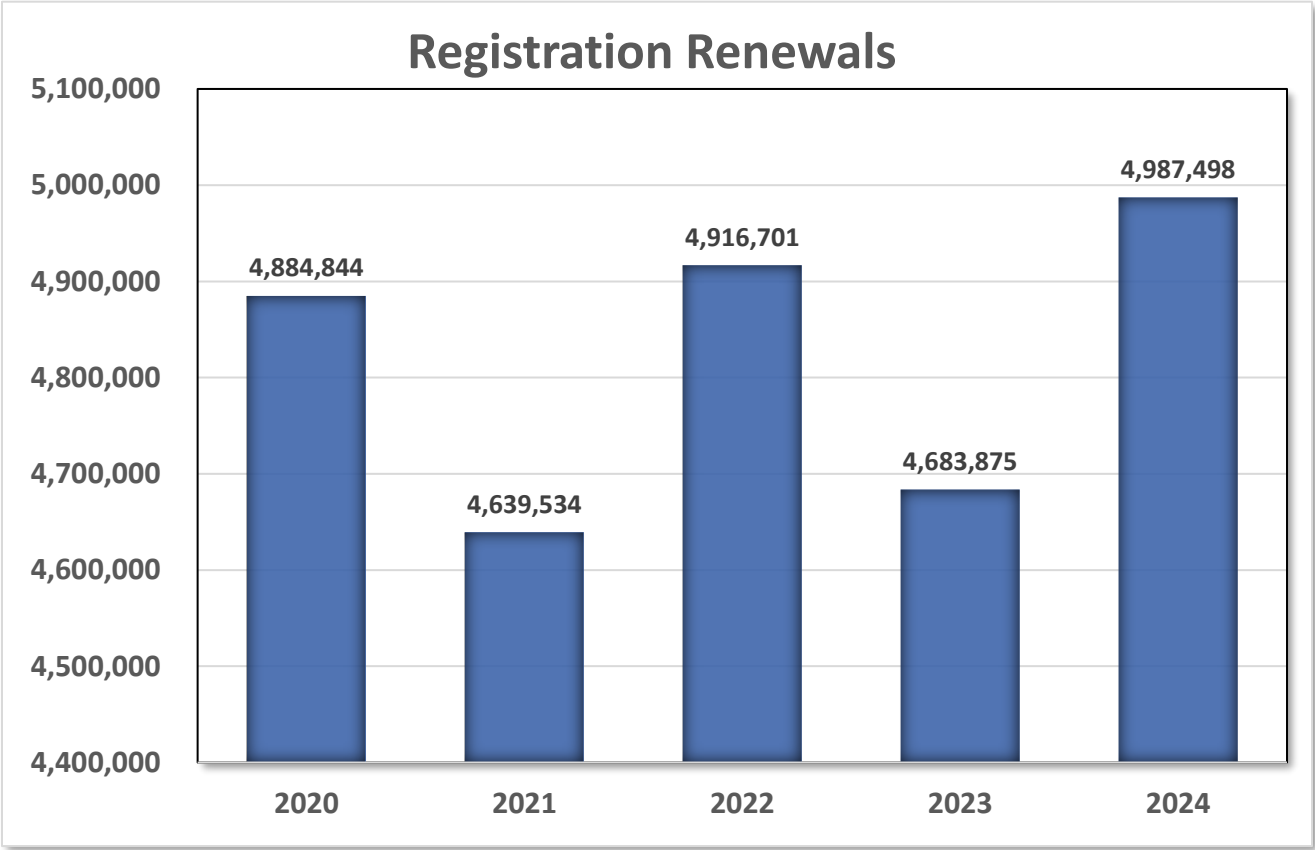
***Special Recognition Group includes: Freemasons and Lao Veterans

**** Note: The Number of Plates for 2020 has been adjusted to reflect corrected numbers.

Source: File analysis Report 62 and License Plate Issuance Unit's System Issuance Report. Includes license plates issued for first time registrations, base plate renewals, duplicates, and replacements for calendar years 2020 through 2024.

License Plates & Renewal Stickers

License plates are evidence that registration fees have been paid and are a means of identifying a vehicle and tracing ownership.

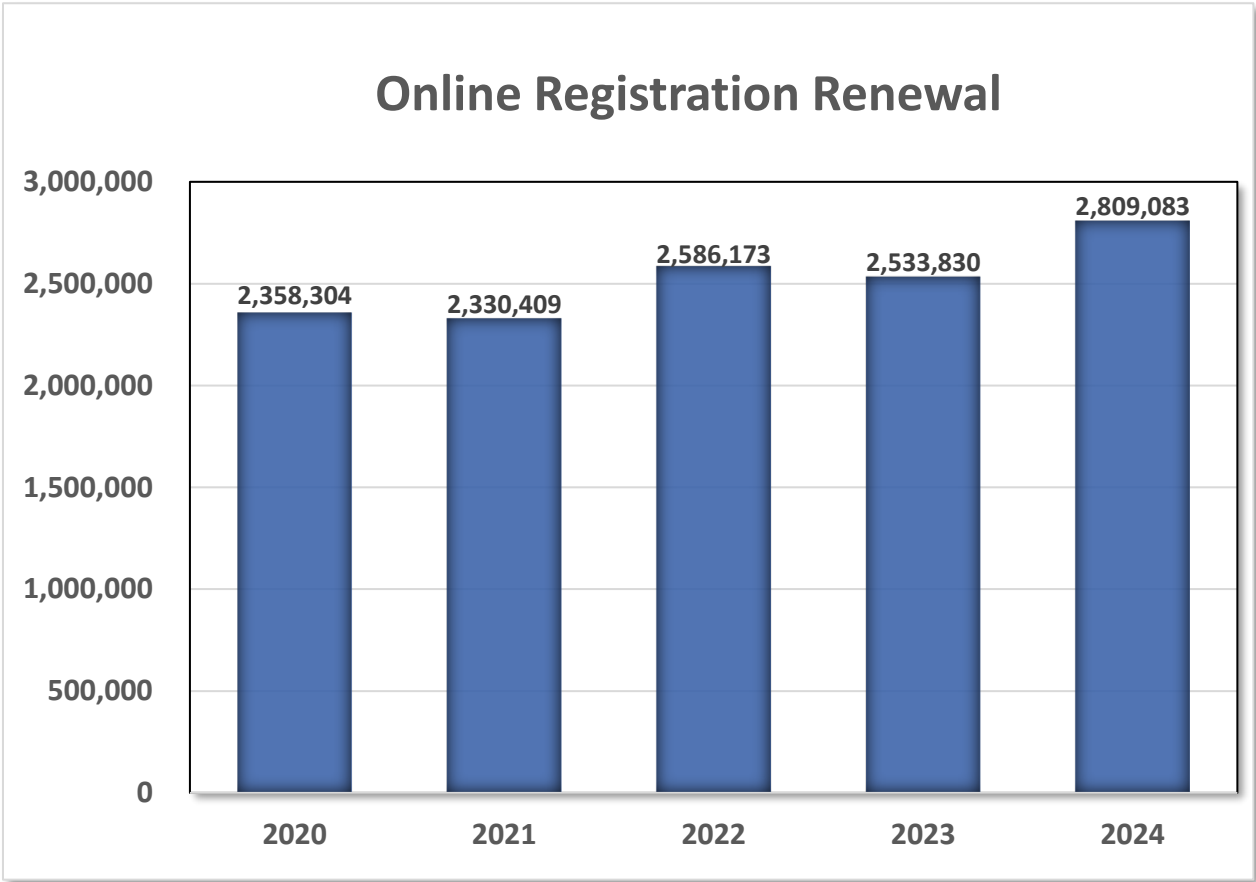


Source: BVS Title Renewal (Monthly T&R) Report

**Note: The number of Registration Renewals for the year 2020 have been adjusted to reflect corrected numbers.*

Online Registration Renewal

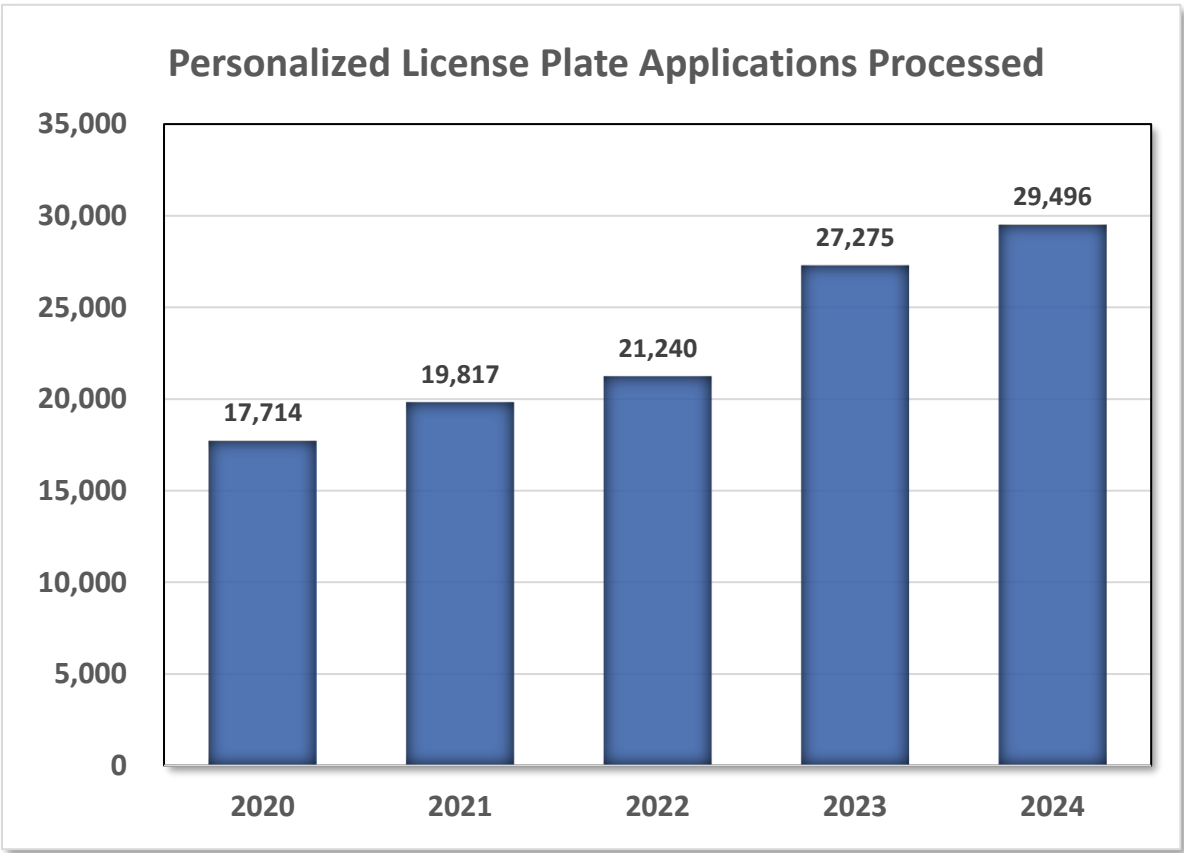
Online registration renewal is an option available in addition to the traditional mail-in and walk-in methods. Online renewals are available for many license plate types.



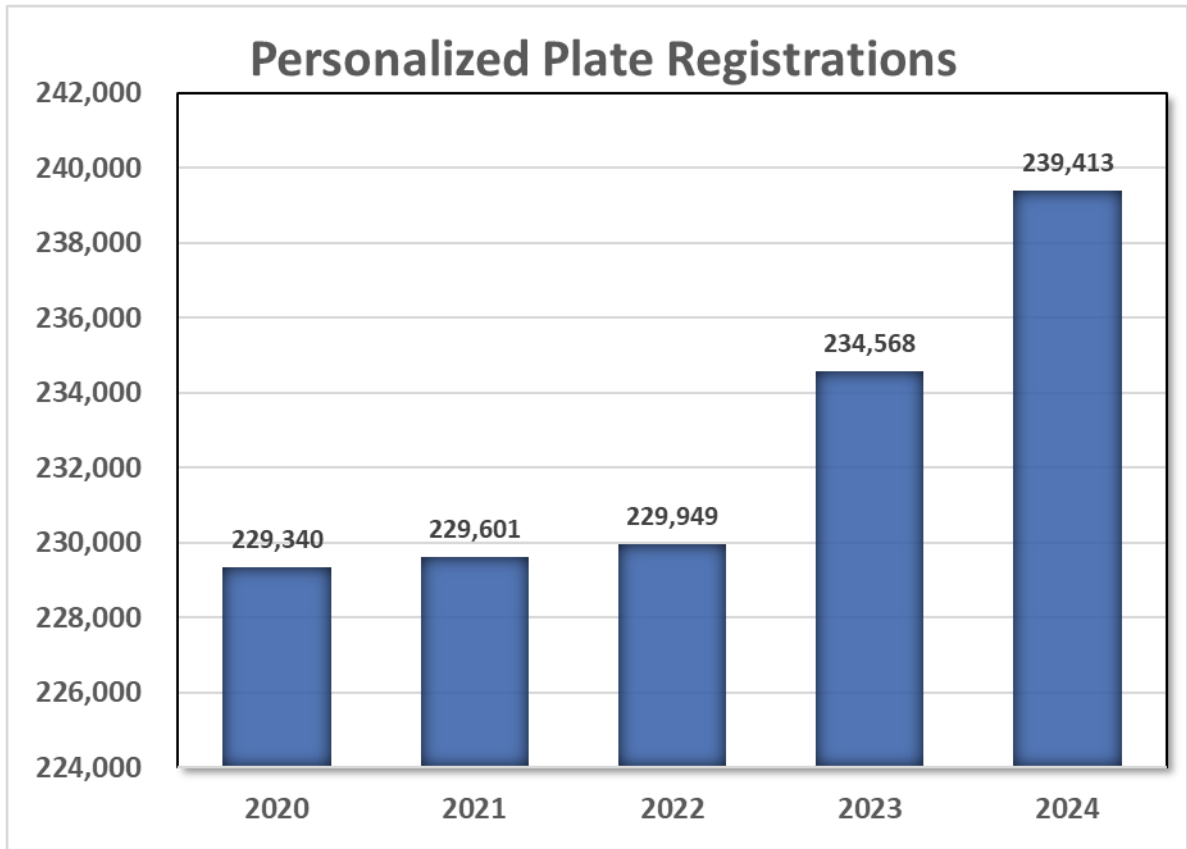
Source: BVS Title Renewal (Monthly T&R) Report

Personalized License Plate

A license plate consisting of requested numbers or letters or both, not exceeding 7 positions and not less than 1 position on regular registration plates, In God We Trust and Wisconsin National Guard, and not exceeding 6 positions and not less than 1 position on special group plates. Disabled and Disabled Veteran plates may also be personalized.



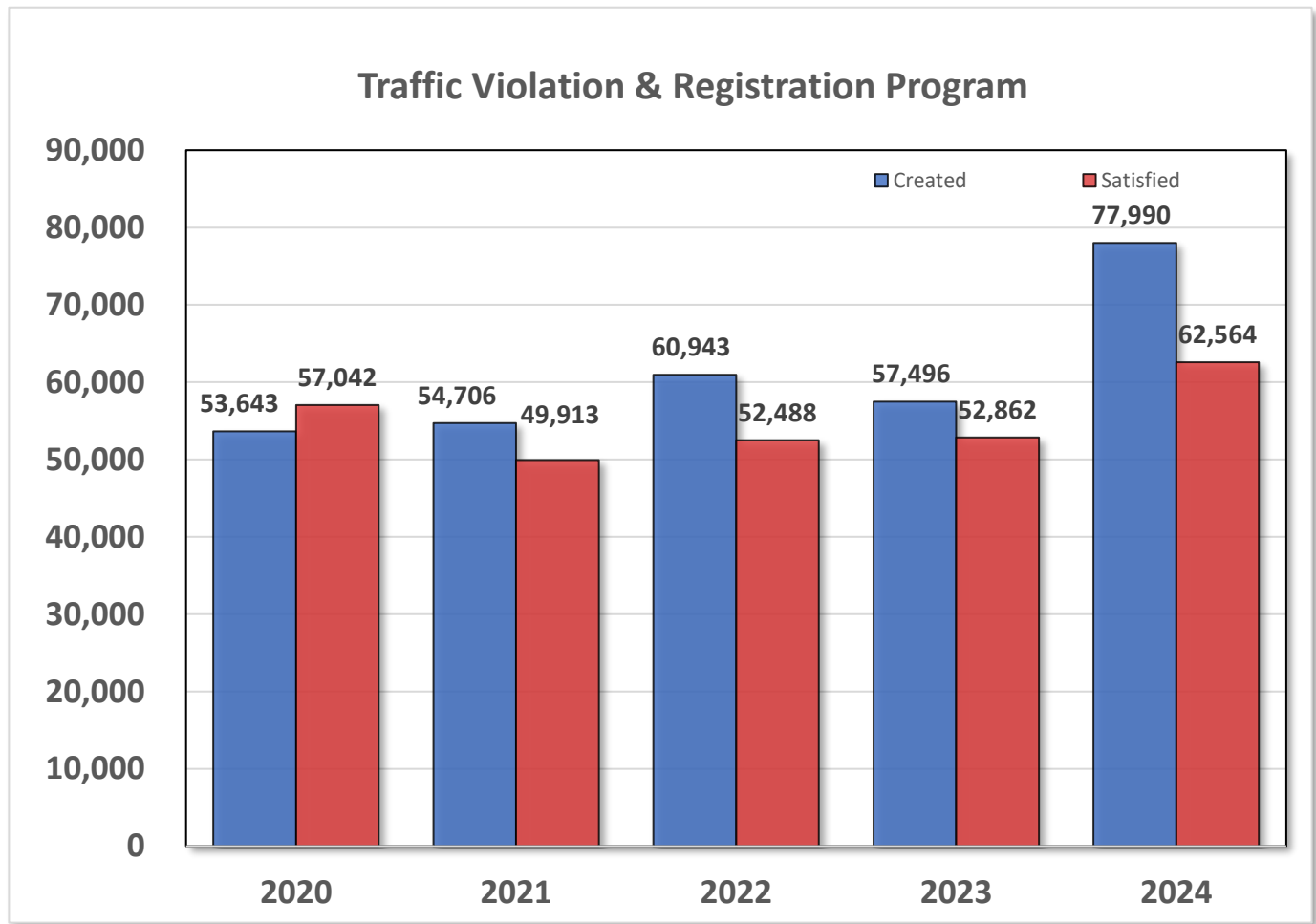
Source: Weekly Work Report 62



Source: File Analysis Report 29 REG PLT

Traffic Violation & Registration Program (TV&RP)

The Traffic Violation and Registration Program (TV&RP) was created by state law in 1981. Under this program, DMV imposes sanctions for unpaid tickets resulting from unpaid non-moving traffic violations (unpaid parking citations) and/or unpaid towing/storage charges.



Source: TV & RP Unit Work Statistics

**Note: The Number of TV&RP Satisfied has been adjusted to reflect corrected numbers.*

Vehicle Emissions Inspection Program (I/M)

The Wisconsin Department of Transportation (WisDOT) implemented the Wisconsin Vehicle Inspection Program (WIVIP) in response to the federal Clean Air Act requirements. A major focus of the Clean Air Act is to reduce emissions that form ground-level ozone. Motor vehicles are one of the major sources of air pollutants in metropolitan areas. Vehicle exhaust emissions include nitrogen oxide, carbon monoxide, and hydrocarbons. Vehicle testing assures that in-use vehicle emissions are within specified standards.

Why is emissions testing required in southeastern Wisconsin?

Elevated spring and summertime ozone levels remain an air quality challenge along the coast of Lake Michigan, including Southeastern Wisconsin. Despite significant improvements in air quality in recent years, the state has several areas (all of Milwaukee and Ozaukee counties and parts of Kenosha, Racine, Sheboygan, Washington, and Waukesha counties) that are currently designated as non-attainment areas for federal ozone standards.

The purpose of the Wisconsin Vehicle Inspection Program (WIVIP) is to:

- identify vehicles that pollute by performing OBD (On Board Diagnostic) emissions inspections
- prevent registration until vehicles meet emissions standards

Who sets emissions standards?

The Department of Natural Resources (DNR) sets the emissions standards for vehicles. DMV administers the Wisconsin Vehicle Inspection Program (WIVIP).

What vehicles require testing?

Vehicles kept in the following seven counties of southeastern Wisconsin are subject to emissions testing: Sheboygan, Washington, Ozaukee, Waukesha, Milwaukee, Racine, and Kenosha. Vehicles are tested biennially based upon vehicle model year. There is no direct charge to the motorist for the required test.

Model years 1996-2006 with a gross vehicle weight rating (GVWR) less than 8,501 lbs. require testing. **(Gasoline)**

Model years 2007 and newer less than 14,001 lbs. GVWR require testing. **(Diesel and gasoline)**

Motorcycles are exempt from emissions testing.

For more information and testing locations please see [WI Emissions | Home](#) or call 1-866-OBD-TEST.

Plate/Registration/Vehicle Type Abbreviations

Abbreviations for License Plate Types			
Code	Description	Code	Description
4HF	Wisconsin 4H Foundation	HFM	Farm Truck – Heavy
ACY	Autocycle	HMC	Hobbyist Motorcycle
AMA	Amateur Radio	HMM	Historic Military Vehicle (motorcycle)
AMC	Antique Motorcycle	HMV	Historic Military Vehicle
ANT	Antique	HOB	Hobbyist
APO	Apportioned – Power Unit	HSV	Human Service Vehicle
AUT	Automobile	HTK	Heavy Truck
BRV	Bad River Band Tribe	ICE	Ice Age Trail
BSA	Scouting Alumni	IGT	In God We Trust
BUS	Bus	KID	Celebrate Children
CCC	Cure Childhood Cancer	LCF	Lions Foundation
CHW	Children’s Hospital of Wisconsin	LCO	Lac Courte Oreilles Tribe
CLS	Collector Special	LDF	Lac du Flambeau Tribe
CLW	Choose Life Wisconsin	LEM	Law Enforcement Memorial
CMC	Collector Motorcycle	LIF	Donate Life
COL	Collector Vehicle	LSV	Low Speed Vehicle
CRN	International Crane Foundation	LTK	Light Truck
CVG	Civilian Group (Civil Air Patrol, EMT)	LTL	Light Trailer
CYC	Motorcycle	MBK	Milwaukee Bucks
DIS	Disabled Parking	MBN	Milwaukee Brewers (“M” logo)
DMC	Disabled Motorcycle	MBO	Milwaukee Brewers (Ball & Glove logo)
DUK	Ducks Unlimited	MCA	Musky Clubs Alliance of Wisconsin
DVC	Driver Education Motorcycle	MCW	Medical College of Wisconsin
ELK	Rocky Mountain Elk Foundation	MDC	Medal of Honor Motorcycle
EMT	Emergency Medical Tech (Red design)	MDH	Medal of Honor
END	Endangered Resources (Wolf)	MEN	Menominee Tribe
ENG	Operating Engineers Local 139	MGP	Multi-Group (Lao Veteran, Freemason)
ENN	Endangered Resources (Badger)	MLG	Military Group
FFO	Firefighter (Red design)	MNC	Municipal Motorcycle
FIX	Spay, Neuter, Adopt	MPD	Moped
FRF	Firefighter (White design)	MRQ	Marquette University
FRM	Farm Truck	MTM	Motor Home
FTL	Farm Trailer	MUN	Municipal
GLF	Golf Wisconsin	NUR	Nurses Change Lives
GST	Gold Star Family	OFF	Municipal Official
HAR	Harley-Davidson share the road	ONI	Oneida Tribe
HCN	Ho-Chunk Nation	PAK	Packers
HEG	Higher Education (UW)	RAM	Elkhart Lakes Road America
HEM	Higher Education (UW-Madison)	RCF	Red Cliff Tribe
RVT	Recreational Vehicle Trailer	UTL	Keeping The Lights On
SOV	State Owned Vehicle	VET	Disabled Veteran Parking
SPF	Suicide Prevention	VMC	US Veteran Motorcycle

Abbreviations for License Plate Types			
Code	Description	Code	Description
SPT	Wisconsin Salutes Veterans	VST	Versiti
SPX	Special X	WHF	Wisconsin Women's Health Foundation
STL	Semi-Trailer	WNG	Wisconsin National Guard
TMP	Temporary	WSC	Wisconsin State Patrol Motorcycle
TOR	Tractor	WSP	Wisconsin State Patrol
TPD	Temporary Disabled Motorcycle	WTU	Whitetails Unlimited
TRL	Trailer	XPW	Ex-Prisoner of War
TRT	Trout Unlimited		

Abbreviations for Registration Types

Code	Description	Code	Description
ACY	Autocycle	LSV	Low-speed vehicle
ANT	Antique	LTK	Light Truck
AUT	Automobile	LTL	Light Trailer
BBX	Bus – Mass Transit Vehicle	MDC	Medal of Honor Motorcycle
BSB	School Bus	MDH	Medal of Honor
BUS	Motor Bus	MPD	Moped
CHT	Charter Bus	MTM	Motor Home
CYC	Motorcycle	RFP	Raw Forest Products
DEV	Driver Education	RTR	Road Tractor
DPF	Dual Purpose Farm	RVT	Recreational Vehicle Trailer
DPV	Dual Purpose Vehicle	SDV	Special Design Vehicle
DRY	Dairy	SPX	Special X
FRM	Farm	SPZ	Special Mobile Equipment – Z
FTL	Farm Trailer	STL	Semi-Trailer
FTR	Farm Tractor	SUX	Special Mobile Equipment – UX
GOV	Government	TMP	Temporary
HFM	Heavy Farm	TOR	Tractor
HMV	Historic Military Vehicle	TRL	Trailer
HSV	Human Service Vehicle	XTL	Transferable Trailer
HTK	Heavy Truck		

Abbreviations for Vehicle Types

Type	Code	Description
Auto	AUTO	Passenger Vehicles
Autocycle	AUCY	Includes Autocycles Only
Motorcycle	CYCL	Includes Moped and Special Design Vehicle
Trailer	TRLR	Includes Camping Trailer, Recreational Vehicle Trailer and Semi-Trailer
Truck	TRUK	Includes Bus, Motor Home, Road Tractor, SUV, Tractor and Van

Vehicles Registered by County

County Name	AUCY	AUTO	CYCL	TRLR	TRUK	Totals
ADAMS	11	7,808	2,047	3,740	23,129	36,735
ASHLAND	5	3,346	834	2,047	11,916	18,148
BARRON	9	11,338	3,093	7,884	37,395	59,719
BAYFIELD	1	3,874	1,212	2,761	14,892	22,740
BROWN	46	76,198	13,110	35,944	183,008	308,306
BUFFALO	8	3,922	1,083	2,604	11,892	19,509
BURNETT	1	4,349	1,361	2,822	15,130	23,663
CALUMET	14	13,955	3,269	5,567	36,580	59,385
CHIPPEWA	11	17,041	4,331	11,471	50,787	83,641
CLARK	8	7,901	1,946	6,178	26,254	42,287
COLUMBIA	19	17,280	3,826	7,609	43,675	72,409
CRAWFORD	3	4,180	1,022	2,340	12,289	19,834
DANE	56	157,417	18,035	39,464	305,920	520,892
DODGE	25	26,441	6,270	14,078	65,868	112,682
DOOR	14	10,287	3,378	3,612	28,104	45,395
DOUGLAS	6	10,880	2,503	8,375	31,360	53,124
DUNN	14	11,193	2,573	6,632	31,262	51,674
EAU CLAIRE	14	25,898	4,655	11,700	63,597	105,864
FLORENCE	0	1,311	363	1,070	4,985	7,729
FOND DU LAC	15	29,614	6,502	12,439	73,709	122,279
FOREST	1	2,058	704	1,847	8,944	13,554
GRANT	7	12,568	3,129	7,210	36,098	59,012
GREEN	14	10,648	2,754	4,667	28,436	46,519
GREEN LAKE	6	5,356	1,290	3,056	15,709	25,417
IOWA	8	6,510	1,461	4,379	18,884	31,242
IRON	2	1,416	566	933	6,581	9,498
JACKSON	6	5,147	1,449	7,339	16,195	30,136
JEFFERSON	17	26,988	5,975	8,331	61,377	102,688
JUNEAU	10	7,385	2,141	4,211	21,438	35,185
KENOSHA	27	43,567	8,676	10,660	89,466	152,396
KEWAUNEE	4	6,056	1,747	2,935	17,185	27,927
LA CROSSE	20	30,365	5,513	11,002	73,078	119,978
LAFAYETTE	5	4,480	933	7,169	14,080	26,667
LANGLADE	4	4,759	1,324	3,817	17,034	26,938
LINCOLN	6	7,073	2,250	5,097	23,305	37,731
MANITOWOC	13	24,758	6,941	10,425	58,070	100,207
MARATHON	26	34,782	8,363	21,266	97,859	162,296
MARINETTE	10	11,610	3,367	8,562	36,614	60,163
MARQUETTE	6	4,986	1,346	2,375	13,785	22,498
MENOMINEE	0	489	80	136	1,297	2,002
MILWAUKEE	92	208,214	23,583	56,333	344,854	633,076
MONROE	11	11,084	2,980	7,825	33,318	55,218
OCONTO	12	11,420	3,653	5,876	34,006	54,967
ONEIDA	7	9,177	3,115	4,922	34,305	51,526

County Name	AUCY	AUTO	CYCL	TRLR	TRUK	Totals
OUTAGAMIE	31	52,818	11,368	21,229	128,571	214,017
OZAUCKEE	2	25,866	5,460	4,895	55,958	92,181
PEPIN	2	1,976	514	1,480	6,530	10,502
PIERCE	5	11,502	2,787	6,367	30,174	50,835
POLK	8	12,556	3,323	6,611	37,257	59,755
PORTAGE	10	19,298	3,614	10,425	47,074	80,421
PRICE	4	3,481	1,159	2,711	12,864	20,219
RACINE	33	51,797	10,275	12,706	107,525	182,336
RICHLAND	6	4,631	1,133	2,217	12,834	20,821
ROCK	29	47,535	8,555	15,719	103,249	175,087
RUSK	3	3,513	857	2,616	12,219	19,208
SAUK	15	18,323	3,879	7,463	48,207	77,887
SAWYER	4	3,659	1,049	2,577	15,701	22,990
SHAWANO	6	11,026	2,804	5,855	32,258	51,949
SHEBOYGAN	24	30,425	9,350	11,405	69,890	121,094
ST. CROIX	26	25,949	6,275	12,013	69,315	113,578
TAYLOR	6	4,535	1,431	5,850	16,711	28,533
TREMPEALEAU	6	8,853	2,077	9,470	24,976	45,382
VERNON	4	6,983	1,722	3,511	21,888	34,108
VILAS	4	5,714	2,065	3,391	24,287	35,461
WALWORTH	31	35,924	8,136	11,772	77,608	133,471
WASHBURN	0	3,981	1,198	2,612	15,438	23,229
WASHINGTON	27	37,406	9,573	13,441	86,156	146,603
WAUKESHA	67	114,401	21,654	27,496	257,103	420,721
WAUPACA	25	14,793	3,857	7,645	40,123	66,443
WAUSHARA	5	7,442	2,107	4,771	21,748	36,073
WINNEBAGO	31	47,456	9,443	19,358	105,670	181,958
WOOD	10	19,511	5,274	19,847	54,960	99,602
UNKNOWN	9	14,291	1,523	21,699	21,608	59,130
TOTALS	1,027	1,580,774	317,215	665,862	3,731,572	6,296,450

Source: Business Objects Report - RPT 26 VAL VEH_REG_TY_CNTY_FL_ANLY_CALYR TAB 3

Vehicles Registered by Year

Motor Vehicle Registrations in Wisconsin From 1930 - 2024

Year	Total Registrations	Year	Total Registrations
1930	791,492	1998	4,449,217
1935	771,499	1999	4,713,643
1940	921,149	2000	4,798,056
1945	860,031	2001	4,946,305
1950	1,226,683	2002	5,038,541
1955	1,416,425	2003	5,160,673
1960	1,658,520	2004	5,278,402
1965	1,933,266	2005	5,371,800
1970	2,350,154	2006	5,326,693
1975	2,815,109	2007	5,455,985
1980	3,103,784	2008	5,402,565
1981	3,284,746	2009	5,539,105
1982	3,225,611	2010	5,482,518
1983	3,405,671	2011	5,526,798
1984	3,493,737	2012	5,569,097
1985	3,418,789	2013	5,585,489
1986	3,613,124	2014	5,695,648
1987	3,696,348	2015	5,819,875
1988	3,764,880	2016	5,871,302
1989	3,839,647	2017	6,019,215
1990	3,907,343	2018	6,069,090
1991	3,982,901	2019	6,193,601
1992	4,018,786	2020	6,502,339
1993	4,129,519	2021	6,144,327
1994	4,172,462	2022	6,174,238
1995	4,268,619	2023	6,278,497
1996	4,241,260	2024	6,296,450
1997	4,503,904		

Sources: 1930-1975: State of Wisconsin Blue Books; 1980-2004: BVS statistical files;
2005-Present: Analysis of current non-expiring vehicles (Business Objects Report 26)