


FIELD OBSERVATION OF SAFETY BELT USE IN WISCONSIN

December 2009



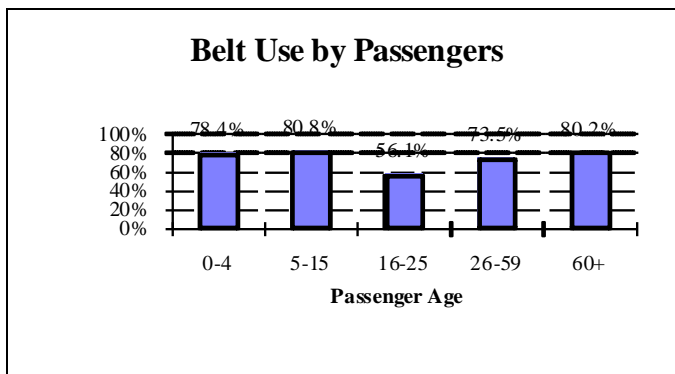
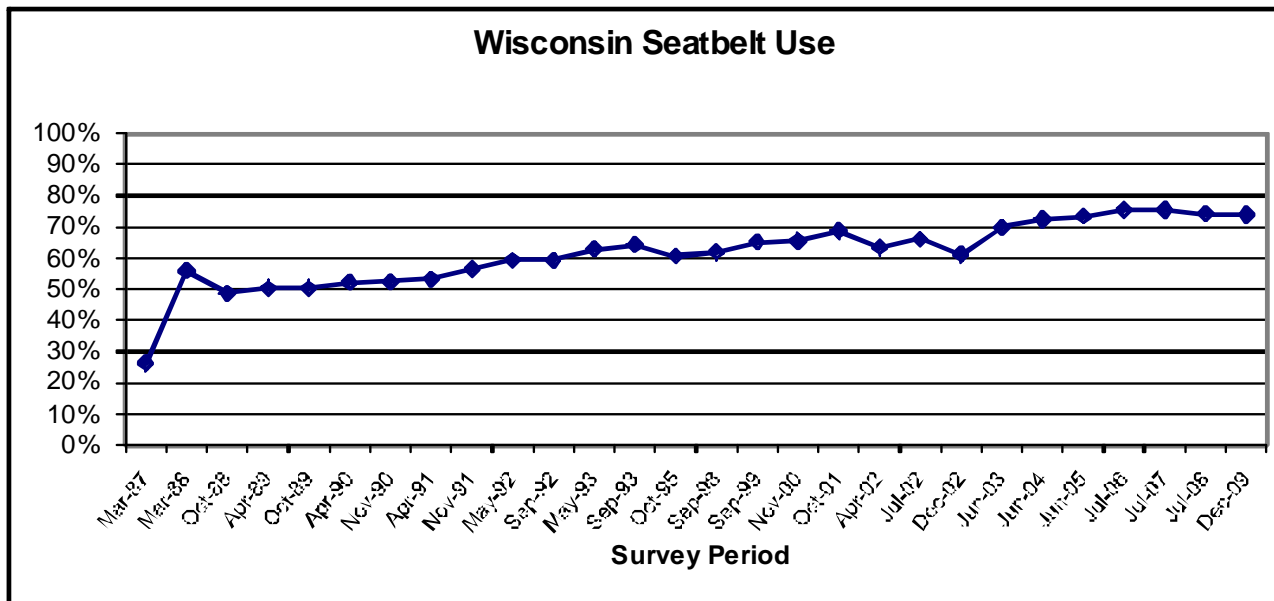
Since March 1987, the Wisconsin Department of Transportation has conducted periodic statewide observation surveys of safety belt use. Wisconsin enacted a mandatory safety belt law with secondary enforcement in December 1987, a mandatory child safety seat law in May 1992, and a primary safety belt enforcement law in July 2009.

RESULTS

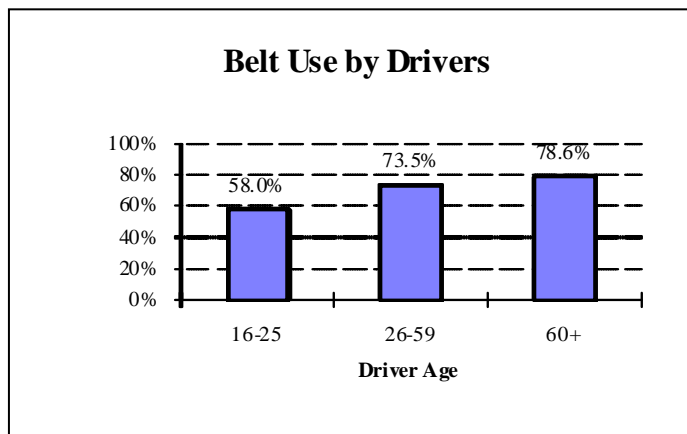
In December 2009, **73.8%** of passenger vehicle occupants (front outboard*) used their safety belts.

*Front outboard refers to the driver and the right front seat passenger.

(Note: The chronology on the graph is not to scale due to irregularity in collection dates.)



Belt use is 2nd highest (78.4%) among children 0-4 years of age. This includes child safety seat use. However, a 16-month, nationwide study completed in 2002 by the National Safe Kids Campaign showed that approximately 72.6% of child safety seats are used improperly in the vehicle, creating a situation where a child would be at increased risk of injury in the event of a crash. Please also note the enactment of **2005 Wisconsin Act 106**. This legislation broadly necessitates the use of booster seats for children from 4 through 7 years of age.

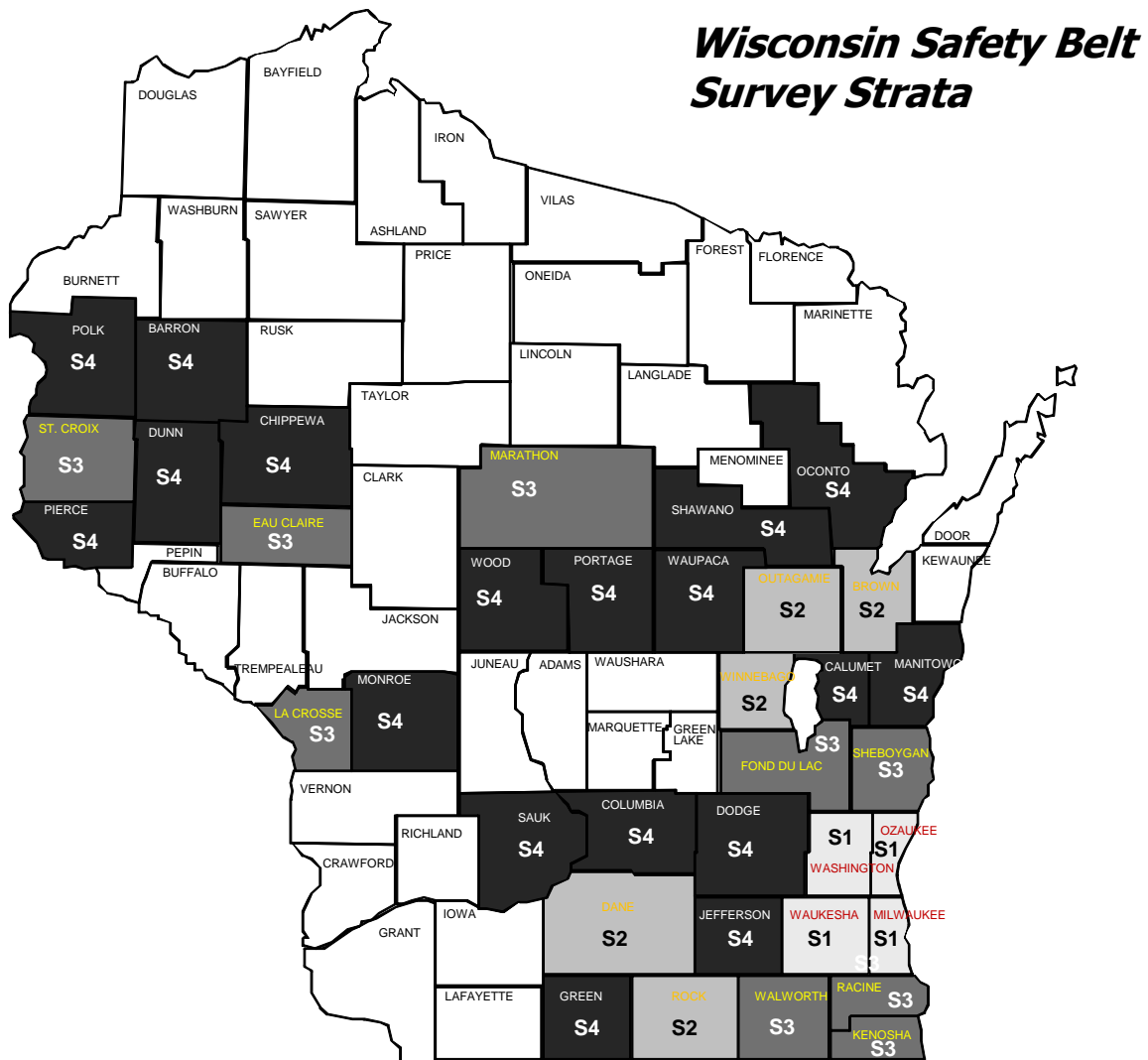


Belt use is the lowest (58.0%) among drivers ages 16-25. This group represents 15.5% of licensed drivers, yet accounted for 26.3% of drivers involved in crashes in 2008.

Belt Use by Region

Belt use varies by 11% across the state. The Stratum 3 area is highest at 77.6%, and the Stratum 1 area is lowest at 66.6%.

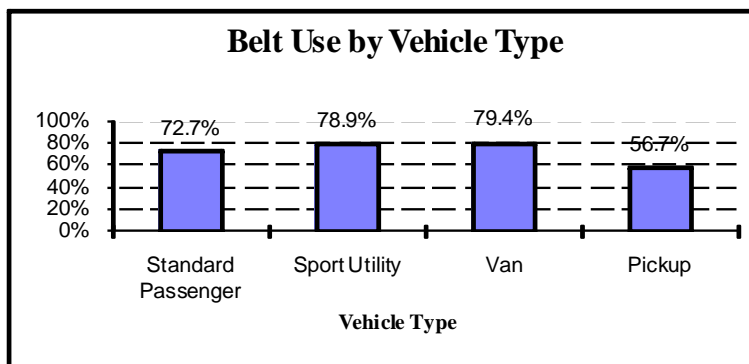
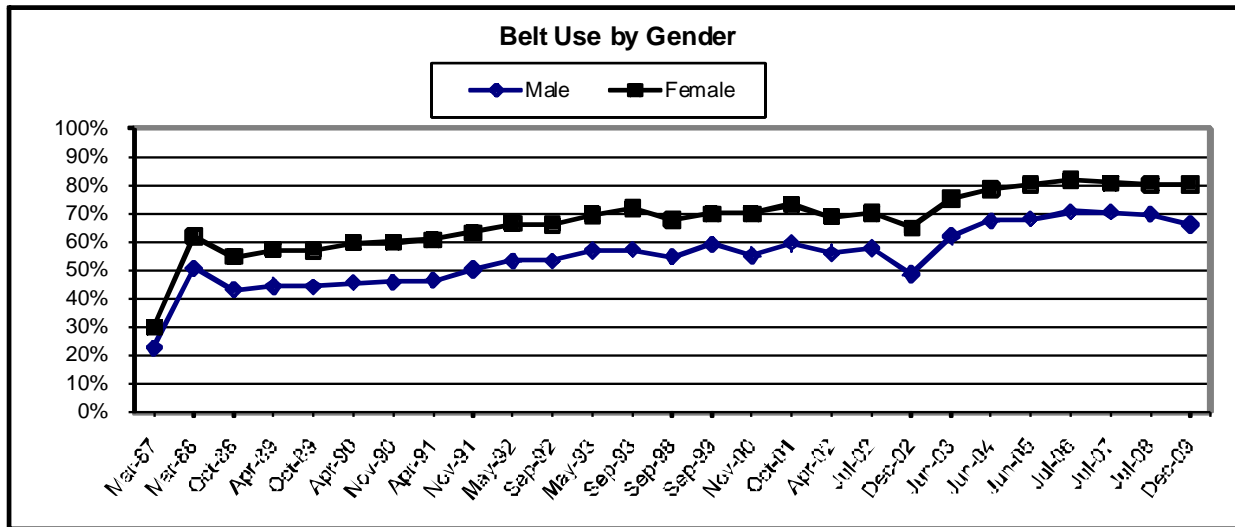
Stratum		Belt Usage 2009 (%)
1	Stratum 1	66.6
2	Stratum 2	75.5
3	Stratum 3	77.6
4	Stratum 4	74.6



- S1** Stratum 1 - Milwaukee, Ozaukee, Washington, and Waukesha Counties
- S2** Stratum 2 - Brown, Dane, Outagamie, Rock, and Winnebago Counties
- S3** Stratum 3 - Eau Claire, Fond du Lac, Kenosha, La Crosse, Marathon, Racine, Sheboygan, St. Croix, and Walworth Counties
- S4** Stratum 4 - Barron, Calumet, Chippewa, Columbia, Dodge, Dunn, Green, Jefferson, Manitowoc, Monroe, Oconto, Pierce, Polk, Portage, Sauk, Shawano, Waupaca, and Wood Counties

Source: WisDOA Demographic Services

Wisconsin has consistently displayed a gender difference of approximately 10% or more in safety belt use. In the most recent survey, 80.2% of females wore their belts, while only 66.2% of males did.



Occupants of vans were most likely to be wearing their safety belts. 79.4% of front seat van occupants wore safety belts. Occupants of pickup trucks were least likely to use their belts. Little more than half (56.7%) of the occupants of pickup trucks wore safety belts.