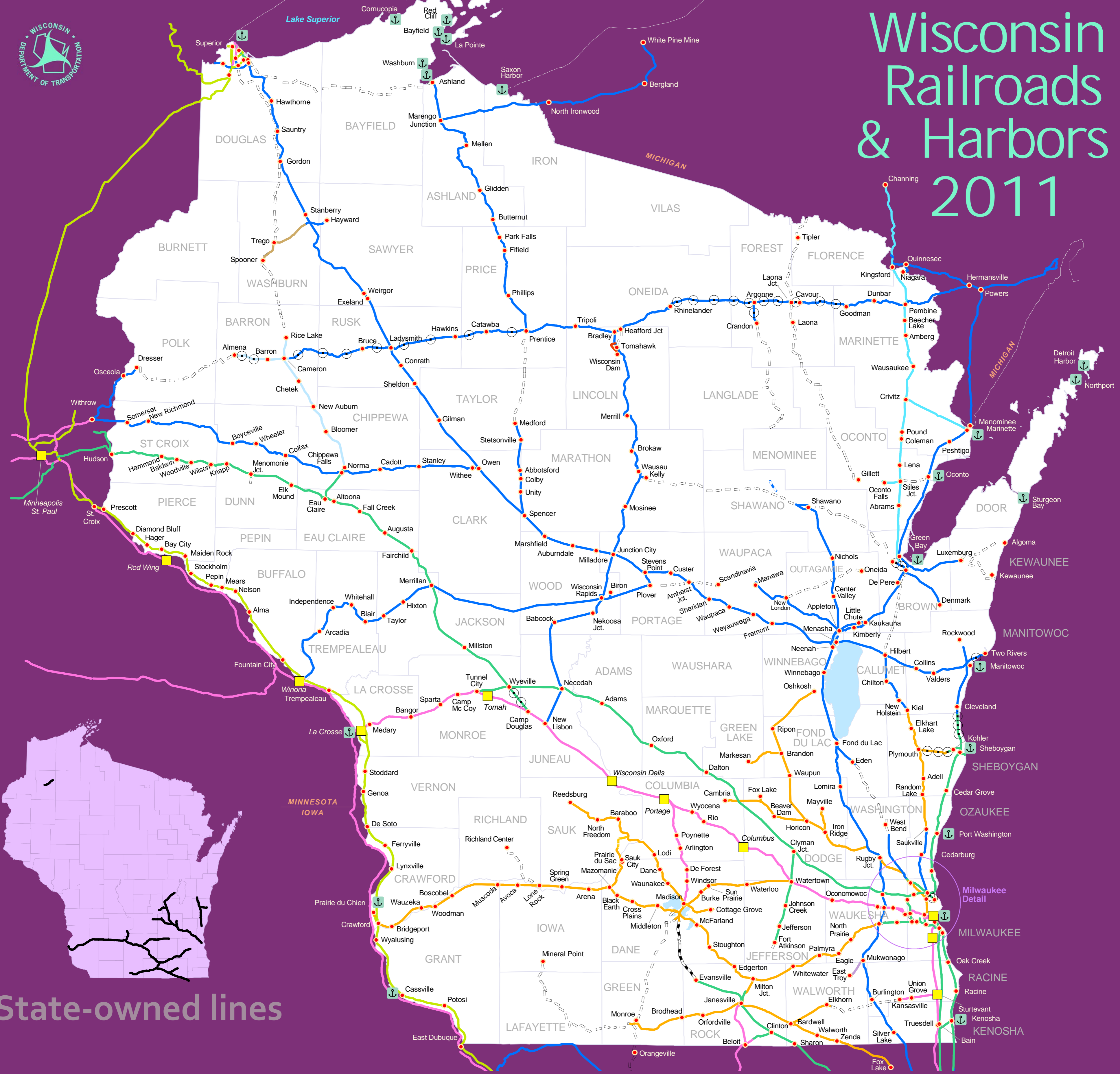




# Wisconsin Railroads & Harbors 2011

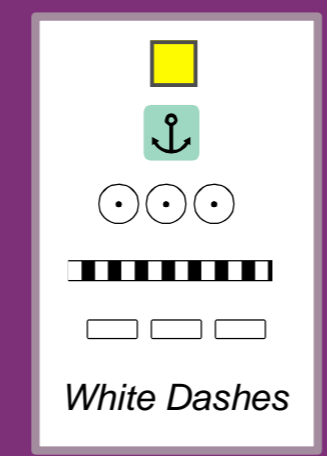


State-owned lines



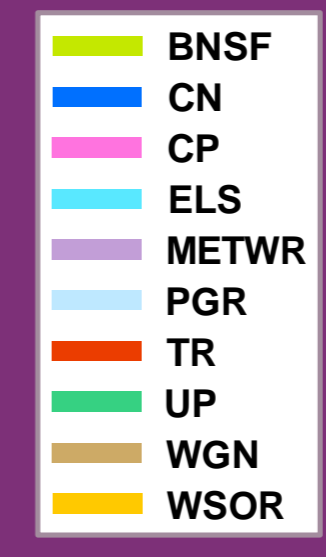
## Milwaukee detail

## Symbols



- Amtrak station
- Ports and harbors
- Rail lines out-of-service
- Local rail bank
- Rails-to-trails
- White Dashes
- In rails-to-trails negotiation & out-of-service

## Railroads



- BNSF Burlington Northern-Santa Fe
- CN Canadian National<sup>1</sup>
- CP Canadian Pacific
- ELS Escanaba & Lake Superior
- METWR Municipality of East Troy Wisconsin Railroad Co.
- PGR Progressive Rail, Inc.
- TR Tomahawk Railway
- UP Union Pacific Railroad
- WGN Wisconsin Great Northern
- WSOR Wisconsin & Southern Railroad

NOTES:  
 1 Canadian National is the parent company of Duluth, Missabe & Iron Range Railway Co., Wisconsin Central Limited, Sault St. Marie Railroad, and the Duluth, Winnipeg & Pacific.

Switching and terminal operations are not shown. These include the Madison Terminal Railway, LLC, and Rail & Transload, Inc. in Watertown.

Map displays rail lines and corridors owned by operating freight railroads and government agencies. Other privately-owned facilities, (i.e., industrial leads, utility company spurs, museum tracks) not shown.

Line color represents principal operator, may not be owner.