


# Wisconsin Transportation Update

**Craig Thompson**

**WisDOT Secretary-Designee**

Joint Finance Committee

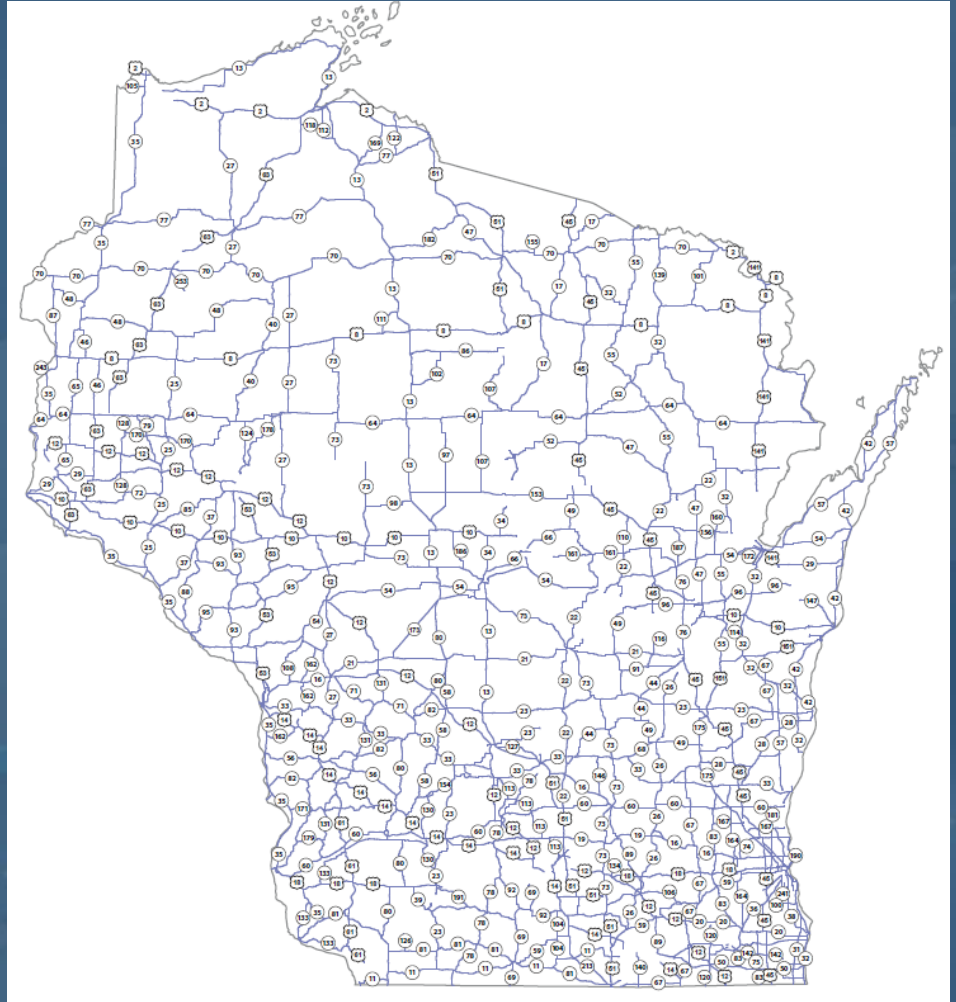
**Wednesday, April 3, 2019**



# State Highway System

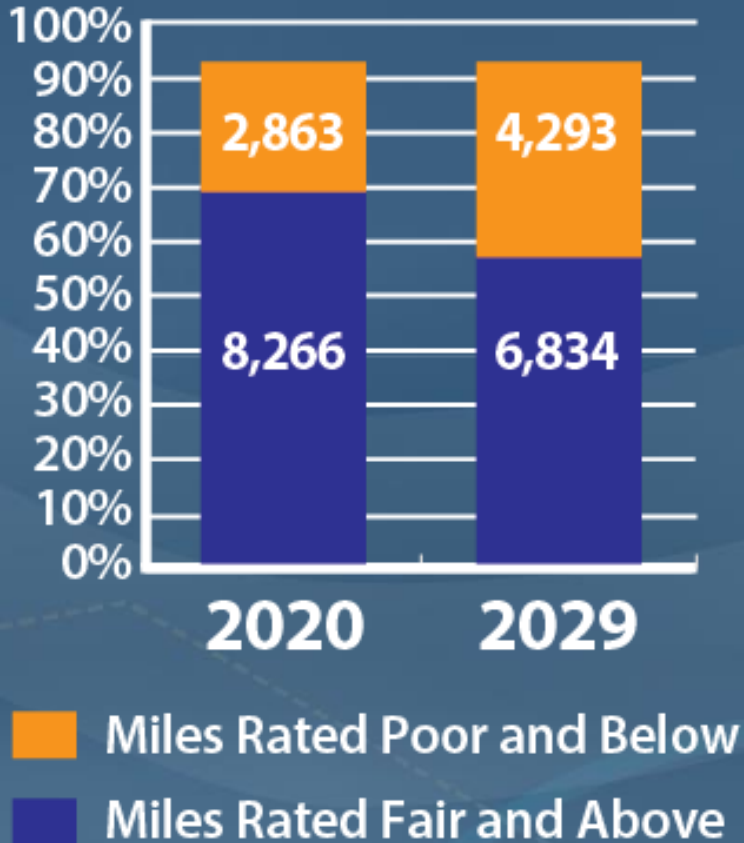
(does not include backbone, county or local roads)

- **10,170 centerline miles**
- **86% of the state's centerline miles**
- **Carries 51% of state's traffic**



# State Highway System

(does not include backbone, county or local roads)

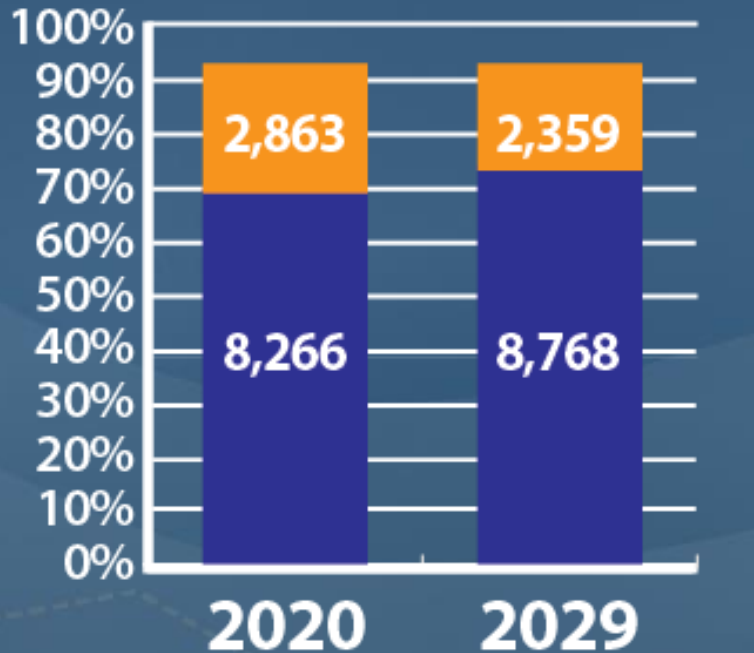



## Base Budget Scenario

- 10-year analysis using Pavement Condition Index
- Pavement conditions rated Poor or Below increases 50% by FY 2029

# State Highway System

(does not include backbone, county or local roads)



 Miles Rated Poor and Below

 Miles Rated Fair and Above

## Increased Revenue Scenario

- 10-year analysis using Pavement Condition Index
- Pavement conditions are maintained; 18% decrease in miles rated Poor or Below

# State Highway Rehabilitation Program





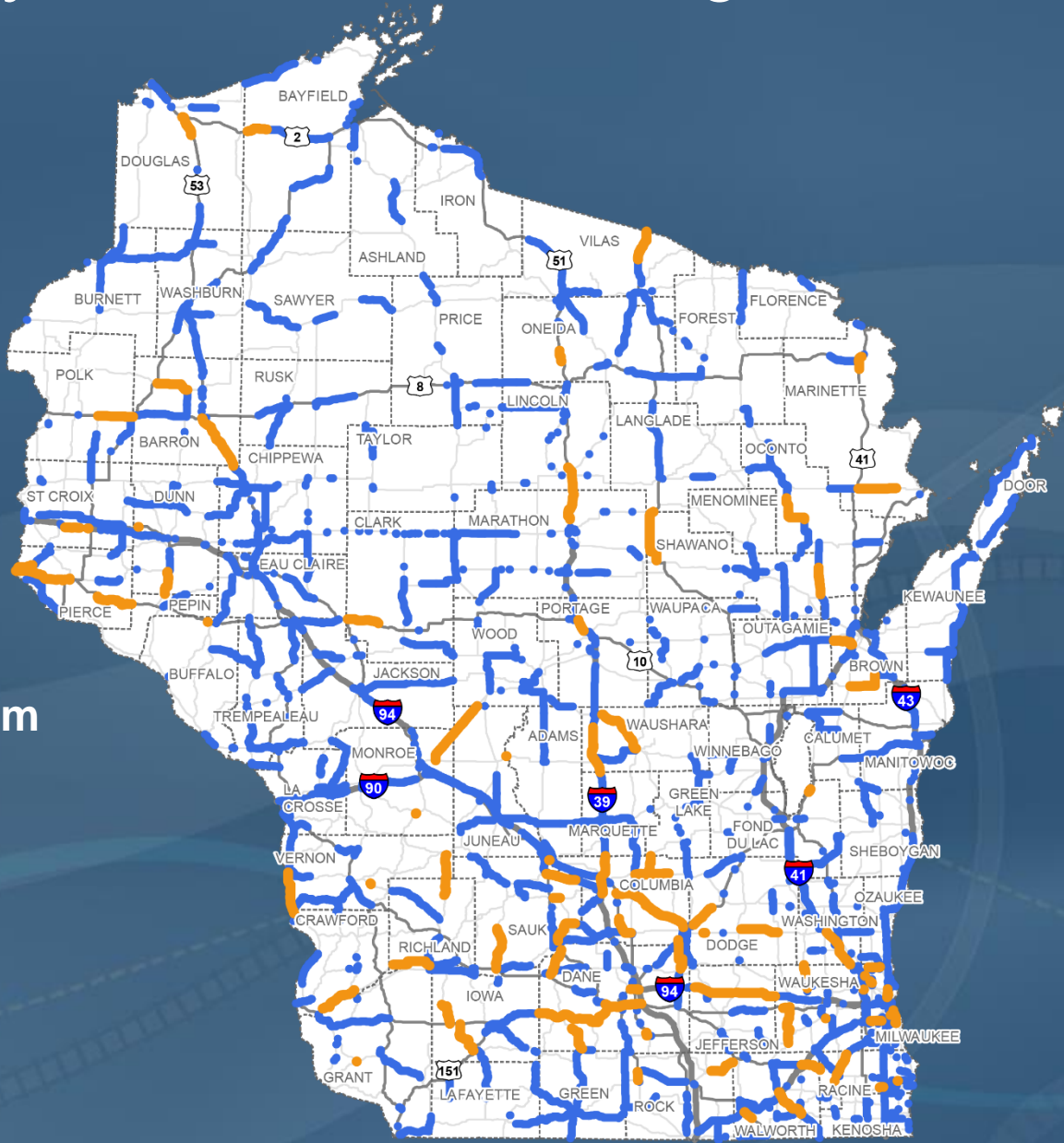
**Base budget projects  
(2019 to 2024)**



# State Highway Rehabilitation Program




## Governor's Budget Increased Revenue

-  Base budget projects (2019 to 2024)
-  Increased revenue advances projects currently in the program



# State Highway Rehabilitation Program

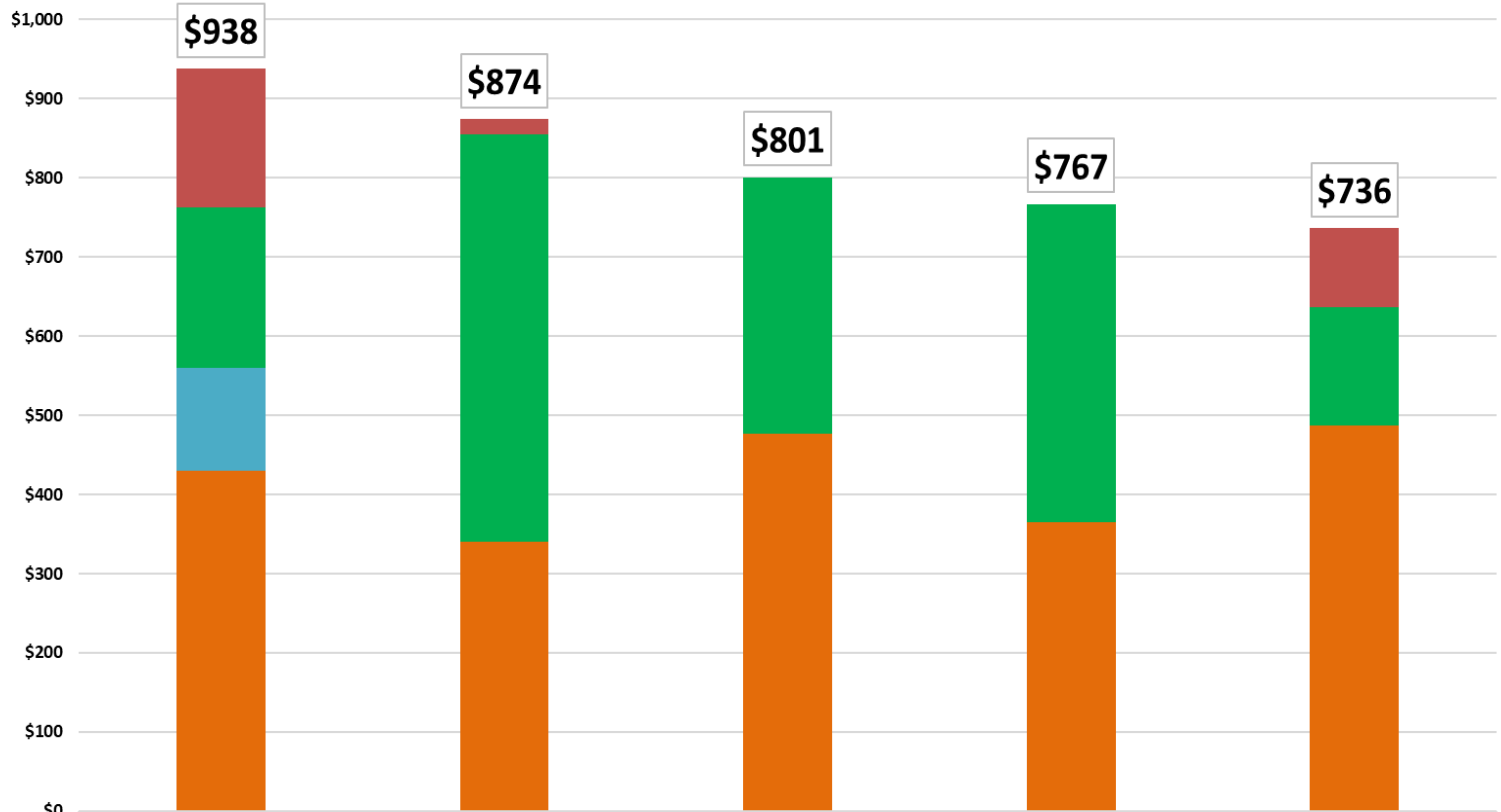
## Governor's Budget Increased Revenue

-  Base budget projects (2019 to 2024)
-  Increased revenue advances projects currently in the program
-  Increased revenue adds new projects to the program



# Cost of Operation for a Two-Vehicle Household in Wisconsin

Cost of Operation for a Household with 1 Sedan and 1 SUV



	Illinois (Chicago)	Minnesota (Minneapolis)	Michigan (Detroit)	Iowa (Des Moines)	Wisconsin (Milwaukee)
Local Option Registration Fee	\$176	\$20	\$0	\$0	\$100
Total State Registration Fees	\$202	\$514	\$324	\$402	\$150
Local Option Taxes on Gasoline (Chicago)	\$131	\$0	\$0	\$0	\$0
Total State Taxes/Fees on Gasoline	\$429	\$340	\$477	\$365	\$486
<b>TOTAL TAXES/FEEES</b>	<b>\$938</b>	<b>\$874</b>	<b>\$801</b>	<b>\$767</b>	<b>\$736</b>



# Debt Service

Segregated Debt Service as a Percentage of Segregated Revenue

