

# DMV 2021 Facts and Figures

# 2021 Facts and Figures

---

## Contents

Crashes.....	1
2020 Safety Responsibility Program Results *.....	2
Buyer Identification Card.....	3
Buyer Licenses Issued.....	4
Consumer Complaints.....	4
Dealer Inspections Completed.....	5
Dealer Licenses Issued.....	6
Salesperson Licenses Issued.....	7
Drivers.....	8
Abstracts.....	8
Citations and Convictions.....	9
Traffic Convictions Entered.....	10
Driver License.....	13
Commercial Driver License (CDL).....	14
Commercial Driver License Statistics - Endorsements.....	17
S (School Bus) & P (Passenger Vehicle).....	17
Commercial Driver License Statistics - Endorsements.....	19
H (Hazardous Materials), N (Tank Vehicle) & T (Double/Triple Trailers).....	19
Instruction Permit Statistics.....	21
Commercial Driving School.....	23
Motorcycle Endorsement.....	23
Motorcycle License Class M Statistics.....	24
Occupational License.....	26
School Bus (S) endorsement.....	27
Driver License/ID Cards Issued.....	28
Drivers Licensed by County.....	30
Drivers Licensed – Probationary.....	32
Drivers Licensed – Probationary and Regular.....	34
Total Licensed Drivers by Year.....	37
Employer Notification Program.....	39
Medical Evaluation for Drivers.....	40
Organ Donor.....	41

## 2021 Facts and Figures

---

Photo Identification Card (ID).....	42
Valid ID Cards by County.....	43
Demerit Points.....	45
Administrative Suspension: Alcohol Concentration.....	46
Alcohol/Drug Review.....	47
Disqualification.....	48
Habitual Traffic Offender.....	49
Revocations and Suspensions.....	50
Revocations or Suspensions by Reason of Conviction.....	51
Revocation and Suspension Reinstatement.....	54
Traffic Safety Programs.....	57
Driving Skills Test.....	58
Driver License Knowledge Exam.....	59
Third Party Testing.....	61
Administrative Rules in Calendar 2021.....	62
New Laws in Calendar Year 2021.....	62
Transportation Fund Revenue.....	63
Motor Carriers.....	64
Heavy Vehicle Use Tax (HVUT).....	64
International Registration Plan (IRP).....	65
Motor Carrier Audit.....	67
Motor Carrier Fuel Tax.....	68
Motor Carrier Insurance.....	69
Motor Carrier Unified Carrier Registration.....	70
Telephone Authorization.....	71
Vehicles.....	72
Certificate of Title.....	72
Disabled Parking Identification Card.....	73
Electronic Title and Registration.....	74
Heavy Vehicle Registration & Titling.....	75
Involuntary Transfer.....	75
License Plates Issued.....	76
License Plates & Renewal Stickers.....	78
Online Registration Renewal.....	79

---

## 2021 Facts and Figures

---

Personalized License Plate.....	80
Traffic Violation & Registration Program (TV&RP) .....	82
Vehicle Emission Inspection Program (I/M) .....	83
Plate/Registration/Vehicle Type Abbreviations .....	84
Vehicles Registered by County .....	87
Vehicles Registered by Year .....	89

## 2021 Facts and Figures

---

### Crashes

Generally, law enforcement agencies investigate and file the written reports with the DOT. In those reportable crashes where an enforcement agency does not investigate and/or file a report, the people involved are required to file one. Go to this site to complete your report: [Crash Reporting](#)

The Division of Motor Vehicles (DMV) **no longer manages crash reporting. The Wisconsin State Patrol now manages this program.**

Please contact: Crash Records / Safety Responsibility

Crash Records Unit Phone (608) 266-8753

Email: [DSPTrafficCrashes@dot.wi.gov](mailto:DSPTrafficCrashes@dot.wi.gov)

## 2021 Facts and Figures

---

### 2020 Safety Responsibility Program Results \*

The Wisconsin Safety Responsibility Law requires all motorists involved in reportable crashes to submit evidence to the DMV of their financial ability to pay for damages they caused in the crash. A crash is reportable if there is injury or death, if there is \$200 or more damage to government property (except a government owned vehicle), or if there is \$1,000 or more in damages to any one person's property (including government owned vehicles). In 2020 there were 3,123 claims made against 4,891 uninsured drivers and/or owners exceeding \$18.8 million in damages.

#### 2020 – Safety Responsibility (SR) Claims by Type of Claim and Amounts

Claim Type	Total Claims	Total Amount
Fatalities	2	\$16,285
Personal Injuries	11	\$137,510
Property Damage	99	\$565,531
Vehicle Damage	3,011	\$18,103,224
<b>Total</b>	<b>3,123</b>	<b>\$18,882,554</b>

A claim is verification of damages or injuries filed against an uninsured negligent driver and/or vehicle owner resulting from a crash. The claim amount includes estimated court costs.

#### 2020 – Motorists Subject to SR Law

- 4,891 Notices of Suspension sent to drivers and owners of vehicles in 2020. In many crashes, the drivers and owners were different persons.
- 1,553 Responded to the Notice of Suspension by settling the claims prior to suspension.
- 69 Posted the required security deposit.
- 3,704 Drivers and owners failed to comply with the requirements given on the Notice of Suspension and their operating and registration privileges were suspended.
- 1,186 Suspended motorists complied with the Safety Responsibility requirements after the Suspension Orders were entered.
- 1,300 Motorists accepted the one-year suspension of privileges.
- 1,363 Drivers and owners were still withdrawn as of January 21, 2021.

---

Out of 187,517 vehicles involved in reportable crashes in 2020, only 0.7% were uninsured, failed to pay for the damages and accepted a one-year suspension of privileges.

\*Insured parties have up to one year after the crash to file under the SR law, therefore 2020 is the latest year for which full SR program results are available.

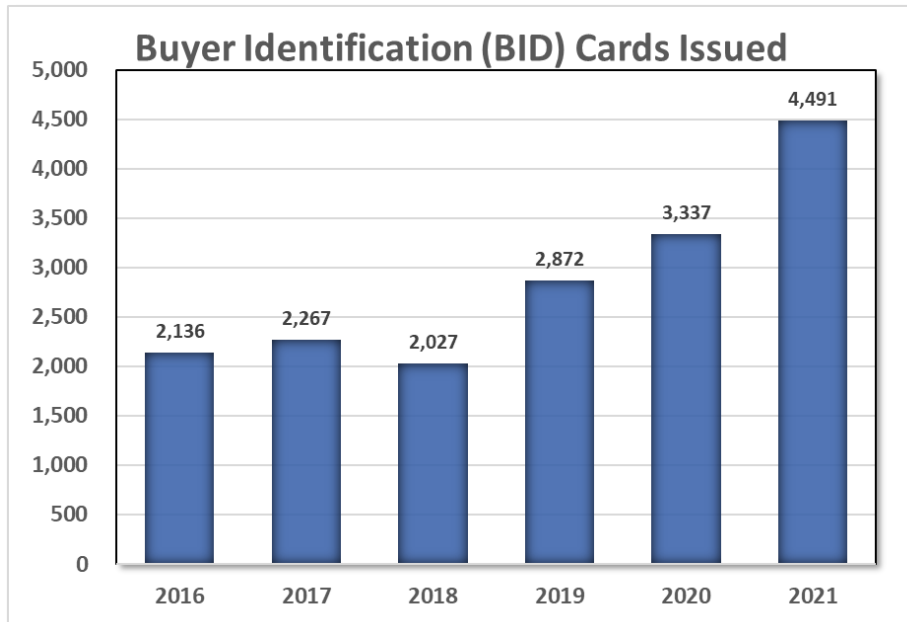
## 2021 Facts and Figures

---

### Dealers

#### Buyer Identification Card

A Salvage Buyer Identification (BID) card permits the holder to attend salvage auction pools. DMV licenses persons who want to purchase damaged motor vehicles from motor vehicle salvage pools. The BID card holder must be an employee of a licensed dealer and may hold BID cards for more than one dealer at a time.

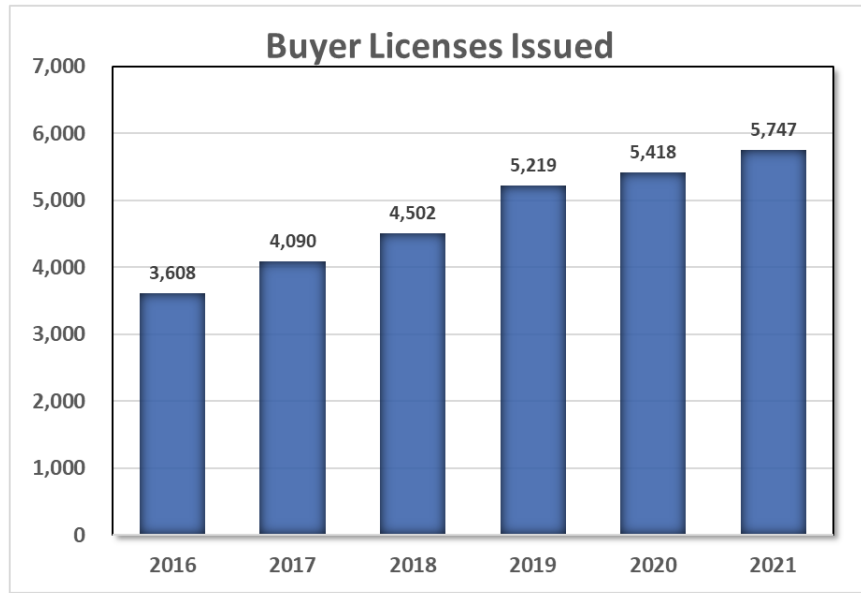


Source: Bureau of Vehicle Services\Dealer and Agent\Business and Customer Services Unit Work Statistics

# 2021 Facts and Figures

## Buyer Licenses Issued

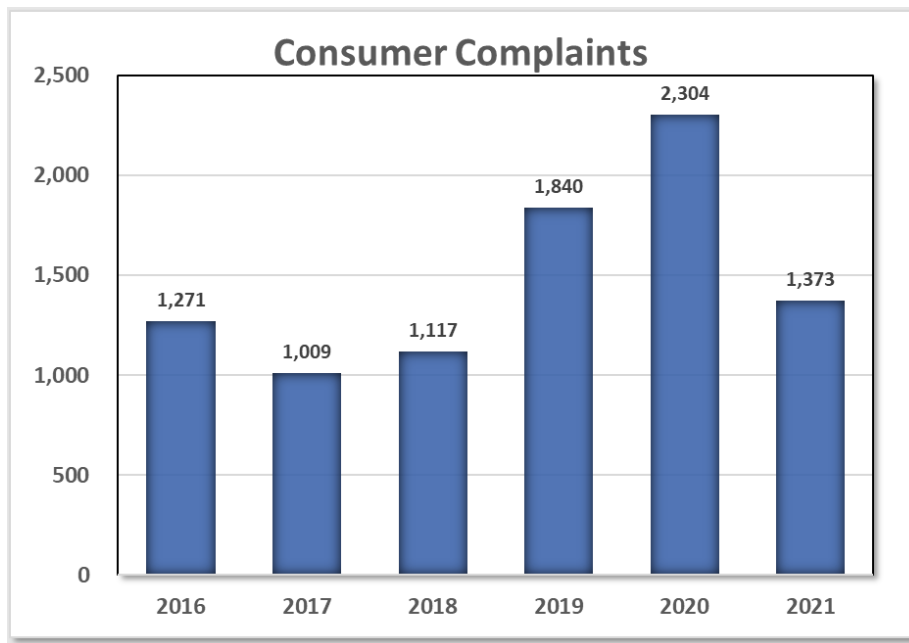
A buyer's license allows the holder to bid on and purchase vehicles at wholesale motor vehicle auctions or dealerships.



Source: Bureau of Vehicle Services\Dealer and Agent\Business and Customer Services Unit Work Statistics  
Buyer's License Implemented in 2004

## Consumer Complaints

If a consumer has a problem with a vehicle purchased or leased from a Wisconsin dealer, DMV staff may be able to [help](#).



Source: BVS\DA\Field Investigation Unit Work Statistics



## 2021 Facts and Figures

---

### Dealer Inspections Completed

DMV staff perform on-site dealership inspections to provide education; evaluate compliance with trade practices, record-keeping, and business facility laws; and to resolve consumer complaints.



Source: BVS\DA\Field Investigation Unit Work Statistics

# 2021 Facts and Figures

## Dealer Licenses Issued

A retail dealer license is required to sell or lease vehicles to the general public.



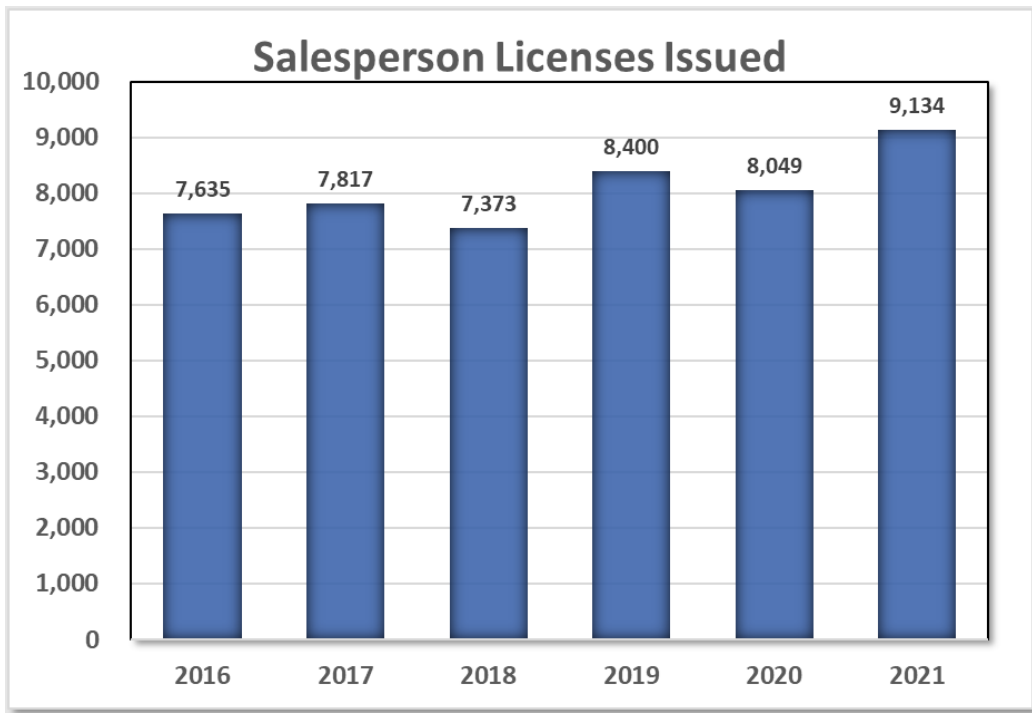
Source: BVS\DA\Business and Customer Services Unit Work Statistics

## 2021 Facts and Figures

---

### Salesperson Licenses Issued

A salesperson license is required to sell vehicles to the public as an employee of a retail dealer or recreational vehicle dealer.



Source: BVS\DA\Business and Customer Services Unit Work Statistics

Bureau of Vehicle Services

Dealer and Agent Section

[Dealer Licensing Unit](#)

(608) 266-1425

Email: [dealerlicensingunit@dot.wi.gov](mailto:dealerlicensingunit@dot.wi.gov)

# 2021 Facts and Figures

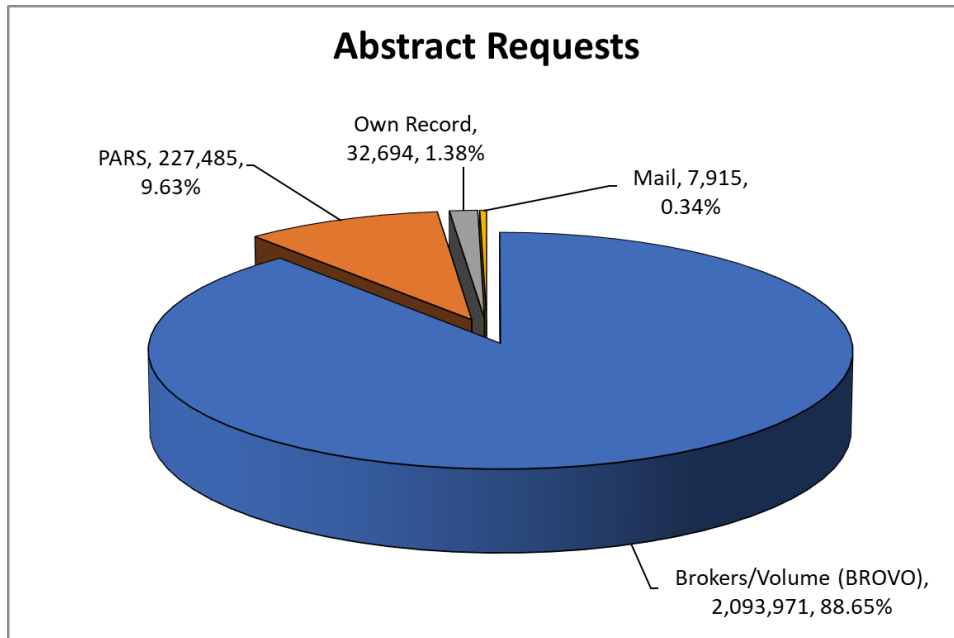
## Drivers

### Abstracts

Driver record abstracts are computer-generated copies of DMV's driver records. Most driver record entries are retained for the preceding five years; however, certain convictions can result in a driver record being retained indefinitely.

Driver records can be requested in any of several different ways:

- [Public Abstract Request System \(PARS\)](#)
- [Purchase Your Own Record – Online or by Mail](#)
- Brokers/Volume (BROVO) account holders are authorized under contract to receive driver record information and provide it to eligible recipients, as required for their specific business needs and according to DPPA guidelines. BROVO account holders are required to maintain a contract, updated DPPA form and comply with background check requirements at specific intervals. The BROVO service is provided by WisDOT in partnership with Wisconsin Interactive Network (WIN).



Source: BDS\DMVCC Work Statistics

Bureau of Driver Services – DMV Communication Center

(608) 266-2353

Email: [Wisconsin DMV email service](#)

## 2021 Facts and Figures

### Citations and Convictions

**Citations:** Enforcement officers issue traffic citations (tickets) to drivers for violations of traffic laws. Most citations are written on the Wisconsin Uniform Traffic Citation (UTC) form. Each citation must be resolved by a court action.

**Convictions:** Convictions result from a guilty plea or court finding of guilty when a person is cited for a traffic violation. When a court finds a driver guilty of a charge, the person usually pays a fine or forfeiture and is assessed demerit points on point assessable offenses.

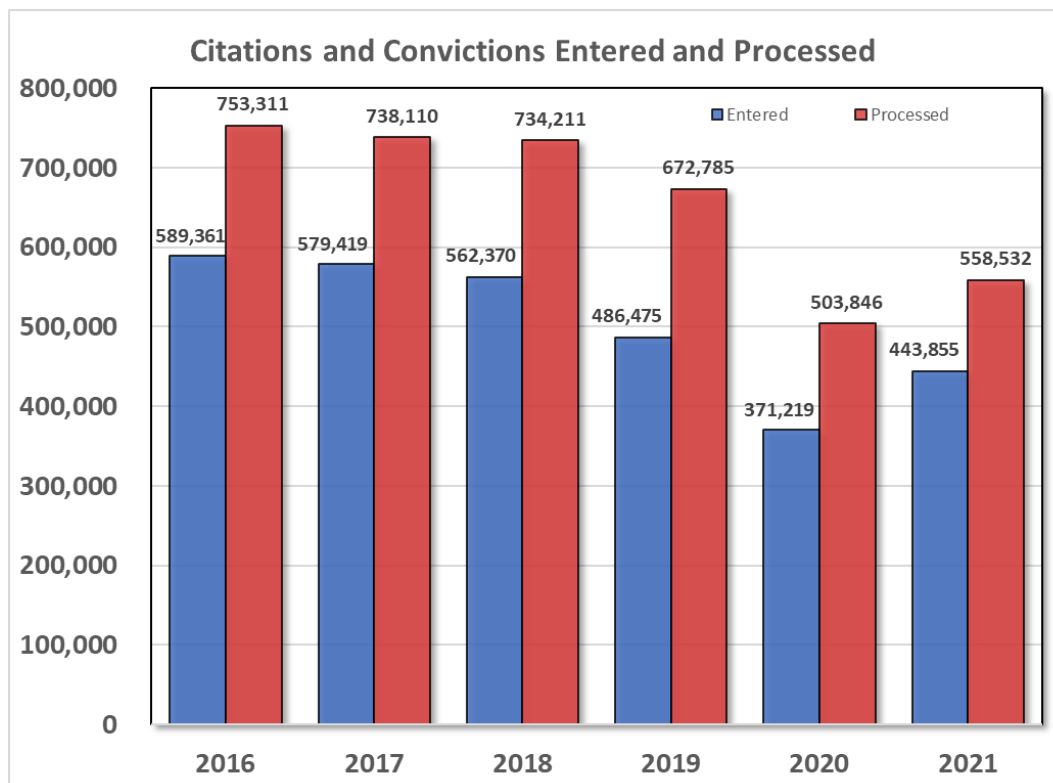
The courts forward all citations to the DMV. The DMV is required to record convictions to establish a person's driving history. The DMV maintains this history of Wisconsin drivers to determine when license withdrawal is necessary. Some single convictions require that DMV withdraw a license. Other times a driver's accumulation of demerit points triggers an action.

Bureau of Driver Services

DMV Communication Center

(608) 266-2261

Email: [Wisconsin DMV email service](#)



Source: Bureau of Driver Services, Citations & Withdrawals Section

'Entered' means convictions were posted to the Driver Record.

'Processed' includes convictions posted to the Driver Record and those that do not post to the Driver Record. For example, tickets that are written to out-of-state drivers and to companies, or tickets that are dismissed or the driver was found not guilty, etc., still need to be sorted, stored electronically, and processed because of UTC accountability issues.

## 2021 Facts and Figures

### Traffic Convictions Entered

#### Traffic Convictions Entered on Driver Record File (2021)

<u>Rank</u>	<u>Code</u>	<u>Charge</u>	<u>Quantity</u> <u>YTD</u>	<u>%</u>
1	SI	Speeding Intermediate (11-19 over limit)	76,682	13.73%
2	OWS	Operating While Suspended	52,772	9.45%
3	SE	Speeding Excess (20 or more over limit)	43,502	7.79%
4	CNI	Compulsory Insurance - No Insurance	39,939	7.15%
5	S	Speeding (1-10 over speed limit)	33,202	5.94%
6	FFS	Failure to Fasten Seat Belt	30,019	5.37%
7	OWL	Operating w/o Driver License	27,891	4.99%
8	CNP	Compulsory Insurance - No Proof	25,427	4.55%
9	OWI	Operate under influence intoxicant/controlled substance	22,997	4.12%
10	FOS	Failure to Obey Traffic Sign or Signal	20,814	3.73%
11	UV	Unregistered Vehicle	19,665	3.52%
12	BAC	Blood Alcohol Concentration (prohibited)	15,330	2.74%
13	OAR	Operating After Revocation	13,590	2.43%
14	DS	Defective Speedometer	11,958	2.14%
15	FYR	Failure to Yield Right of Way	8,600	1.54%
16	IS	Imprudent Speed	7,188	1.29%
17	LNP	License not on person	6,885	1.23%
18	ID	Inattentive Driving	6,352	1.14%
19	ORS	Operating while Registration Suspended (209)	5,901	1.06%
20	OT	Obstructing Traffic	5,517	0.99%
21	FVC	Failure to Keep Vehicle Under Control	5,177	0.93%
22	SVL	Signal Violation	5,030	0.90%
23	FTC	Following too Closely	4,656	0.83%
24	IP	Improper Plates	4,520	0.81%
25	UAL	Underage Alcohol (207)	4,307	0.77%
26	DLT	Deviating from Lane of Traffic	4,215	0.75%
27	IC	Implied Consent	3,526	0.63%
28	FPS	Failure to Pay Support (205)	3,143	0.56%
29	IL	No or improper lights	2,945	0.53%
30	PAC	Prohibited Alcohol Concentration (212)	2,887	0.52%
31	IVO	Intoxicant in Vehicle - Operator	2,852	0.51%
32	DOF	Deface or Obstruct Official Sign	2,704	0.48%
33	PI	Passing Illegally	2,678	0.48%
34	VOR	Violation of Restriction	2,649	0.47%
35	FRA	Failure to Report Accident	2,332	0.42%
36	RD	Reckless Driving	2,308	0.41%
37	OV	Obstructed View or Control	2,086	0.37%
38	IT	Illegal Turn	2,001	0.36%
39	DWS	Driving on Wrong Side of Highway	1,924	0.34%
40	CSR	Child Safety Restraint	1,873	0.34%
41	TFC	Too Fast for Conditions	1,701	0.30%
42	AEO	Attempt to Elude Officer	1,422	0.25%
43	DSP	Duty Upon Striking property	1,405	0.25%
44	IM	Improper Muffler	1,222	0.22%

## 2021 Facts and Figures

45	FSU	Failure to Stop After Accident unattended vehicle	1,193	0.21%
46	T	Truancy	1,175	0.21%
47	BI	Backing Illegally	1,039	0.19%
48	FSB	Failure to Stop for School Bus	837	0.15%
49	JA	Juvenile Alcohol*	762	0.14%
50	FSA	Failure to Stop After Accident	592	0.11%
51	DOW	Driving over Walk	535	0.10%
52	VUF	Vehicle Used in Commission of Felony	476	0.09%
53	IVP	Intoxicant in Vehicle - Passenger	469	0.08%
54	POH	Parking on Highway	467	0.08%
55	RPS	Restrictions on Parking and Stopping	451	0.08%
56	IDT	Ignition/Immobilization Device Tampering	443	0.08%
57	IE	Improper Equipment	404	0.07%
58	PUP	Permitting Unauthorized Person to Operate	381	0.07%
59	FTT	Failure to Transfer Title	345	0.06%
60	D	Drug Conviction	311	0.06%
61	FNC	Failure to Notify of Address or Name Change	290	0.05%
62	UAO	Underage Alcohol Operation**	283	0.05%
63	TWD	Texting While Driving	246	0.04%
64	IB	Improper Brakes	242	0.04%
65	FGS	Failure to Give Signal	241	0.04%
66	CSI	Commercial Speeding Intermediate (15-19 over)	229	0.04%
67	OII	Operating while Intoxicated Causing Injury	220	0.04%
68	CFA	Commercial Failure to Appear (out-of-state only)	217	0.04%
69	CDL	Commercial Deviating from Lane of Traffic	215	0.04%
70	SLL	Special Limitations on Load	205	0.04%
71	CUL	Commercial Unlawful License	203	0.04%
72	UID	Underage ID (208)	198	0.04%
73	IIV	Intoxicant in Vehicle - Underage Person	194	0.03%
74	DAT	Driving Against Traffic	193	0.03%
75	UA	Unnecessary Acceleration	185	0.03%
76	R	Racing	136	0.02%
77	CFP	Commercial Failure to Pay (out-of-state only)	111	0.02%
78	CFC	Commercial Following too Closely	103	0.02%
79	JCS	Juvenile Controlled Substances (under 17)	83	0.01%
80	FDL	Failure to Dim Lights	72	0.01%
81	CTU	Commercial Telephone Use While Driving	69	0.01%
82	MDO	Miscellaneous Driving Offenses (204)	61	0.01%
83	UN	Unnecessary noise	60	0.01%
84	NH	Negligent Homicide	50	0.01%
85	CPI	Commercial Passing Illegally	49	0.01%
86	LH	Littering highway	46	0.01%
87	IPW	Improper Use Phone While Driving in Work Zone	45	0.01%
88	CIS	Commercial Imprudent Speed	43	0.01%
89	CWI	Commercial Operating while Intoxicated	42	0.01%
90	CSE	Commercial Speeding Excess (20 or more over)	41	0.01%
91	TPV	Transporting Person or Vehicle Illegally	39	0.01%
92	DDH	Driving on Divided Highway	38	0.01%
93	GBH	Great Bodily Harm	38	0.01%
94	CTF	Commercial Too Fast for Conditions	31	0.01%

## 2021 Facts and Figures

95	FYL	Flashing Yellow Violation	31	0.01%
96	NHI	Negligent Homicide Intoxicated	27	0.00%
97	UTD	Use Telephone While Driving with Probationary/Instructional Permit	26	0.00%
98	CD	Careless Driving (out-of-state only)	22	0.00%
99	CDS	Comm. Duty upon Striking Property	20	0.00%
100	OSO	Operating while Out of Service	20	0.00%
101	CAC	Commercial Admin. Suspension	16	0.00%
102	CCD	Commercial Careless Driving (out-of-state only)	16	0.00%
103	FA	Falsified Application	15	0.00%
104	CFR	Commercial Failure to Report Accident	14	0.00%
105	CNC	Commercial Failure to Comply (out-of-state only)	14	0.00%
106	SOL	Surrender of License upon Cancellation Revocation or Suspension	13	0.00%
107	CRD	Commercial Reckless Driving	10	0.00%
108	PLS	Projecting Loads on Side of Vehicle	10	0.00%
109	TCC	Transporting Children in Cargo Area of Motor Vehicle	9	0.00%
110	MSC	Miscellaneous	8	0.00%
111	CFU	Comm. Failure to Stop after Accident (unattended Veh)	6	0.00%
112	CPB	Commercial Possession of Intoxicant Beverage	6	0.00%
113	FAR	Falsified Accident Report	6	0.00%
114	CFS	Commercial Failure to Stop After Accident	5	0.00%
115	OWD	Operating while Disqualified	5	0.00%
116	HWI	Haz. Commercial Operating while Intoxicated	4	0.00%
117	IUL	Illegal use of Operator's License	4	0.00%
118	OCS	Operating while Intoxicated-Controlled Substance	4	0.00%
119	COO	Commercial 0.0 -Not-a-Drop	3	0.00%
120	ICU	Implied Consent Underage	3	0.00%
121	OML	Operating with Multiple Licenses	3	0.00%
122	RVL	Roadway Violation	3	0.00%
123	FD	Found Delinquent	2	0.00%
124	HDS	Haz. Commercial Duty Upon Striking Property	2	0.00%
125	RRF	Railroad Failure to Stop	2	0.00%
126	RRS	Railroad Sign Violation	2	0.00%
127	CA	Commercial Alcohol	1	0.00%
128	CCS	Commercial OWI-Controlled Substance	1	0.00%
129	CFH	Crossing Fire Hose	1	0.00%
130	CIC	Commercial Implied Consent	1	0.00%
131	CII	Commercial OWI Causing Injury	1	0.00%
132	CVF	Comm. Vehicle used in Commission of Felony	1	0.00%
133	FEM	Following Emergency Vehicle	1	0.00%
134	HAC	Haz. Commercial Admin. Suspension	1	0.00%
135	IR	Illegal Riding	1	0.00%
<b>Total</b>			<b>558,532</b>	



## 2021 Facts and Figures

---

### Driver License

A driver license is evidence of authority to operate a motor vehicle. The two types of driver licenses are probationary or regular.

Bureau of Driver Services

(608) 266-2353

Email: [Wisconsin DMV email service](#)

Internet: [Driver License ID Card Guide](#)

#### License fees in 2021 were:

Non-Commercial Driver License Instruction permit \$35

Motorcycle instruction permit \$32

#### Driving skills exam

Auto (Class D) \$15

Motorcycle (Class M) \$15

#### Original Probationary or Regular License

Auto (Class D) \$28

Motorcycle (Class M) \$22

#### Renewal License –8 year

Auto (Class D) \$34

Motorcycle (Class M) \$18

Auto and Motorcycle (Class D/M) \$42

#### Commercial Driver License

Instruction permit \$30

Driving skills exam - Class A, B, C (except school bus) \$20

School bus skills exam - Class B, C, D \$15

#### Original or Renewal License

(Classes A, B and/or C with or without endorsements) \$74

Add Class(es) to existing license \$5

(cost is for each class added, with an additional \$10 Federal Verification fee)

HME-TSA Assessment Fee \$34

(this is in addition to the Regular Renewal fee, Duplicate fee, etc. which would include the \$10. The only time it would be \$44 would be for a HazMat renewal application)

Add Endorsements (each) to existing license \$5

Lift (No CMV operation in interstate commerce) restriction \$14

Lift (No CMV operation with air brakes) restriction \$14

## 2021 Facts and Figures

---

### Commercial Driver License (CDL)

A commercial driver license (CDL) is required for anyone operating a vehicle that:

- Weighs over 26,000 pounds. To determine the weight of the vehicle, use the highest of the following weights:
  - manufacturer's gross vehicle weight rating (GVWR)
  - manufacturer's gross combination weight rating (GCWR)
  - actual weight
  - registered weight
- Carries hazardous materials that require placarding under federal law. (Placarding requirements are found in [Title 49, Code of Federal Motor Carrier Safety Regulations, part 397.](#))
- Is designed or used to carry 16 or more persons including the driver.

## 2021 Facts and Figures

### Class A, B, & C Drivers Licensed by County (2021)

<u>County</u>	<u>Valid (1)</u>	<u>Withdrawn (2)</u>	<u>Total (1) and (2)</u>	<u>Expired (3)</u>
ADAMS	1,406	718	2,124	87
ASHLAND	866	407	1,273	34
BARRON	2,901	1,333	4,234	171
BAYFIELD	849	433	1,282	56
BROWN	7,769	4,367	12,136	524
BUFFALO	1,101	393	1,494	50
BURNETT	1,003	436	1,439	57
CALUMET	1,928	841	2,769	50
CHIPPEWA	3,913	1,648	5,561	147
CLARK	2,289	855	3,144	65
COLUMBIA	2,958	1,444	4,402	131
CRAWFORD	877	383	1,260	42
DANE	9,485	5,500	14,985	1,148
DODGE	4,612	1,874	6,486	179
DOOR	1,216	545	1,761	36
DOUGLAS	2,018	1,121	3,139	244
DUNN	2,475	977	3,452	117
EAU CLAIRE	3,283	1,763	5,046	188
FLORENCE	320	186	506	21
FOND DU LAC	4,535	1,948	6,483	209
FOREST	666	339	1,005	34
GRANT	2,715	1,140	3,855	124
GREEN	2,082	859	2,941	74
GREEN LAKE	1,199	483	1,682	43
IOWA	1,454	576	2,030	44
IRON	426	192	618	31
JACKSON	1,267	598	1,865	72
JEFFERSON	3,573	1,738	5,311	157
JUNEAU	1,621	746	2,367	93
KENOSHA	5,107	2,437	7,544	602
KEWAUNEE	1,365	439	1,804	24
LA CROSSE	3,480	1,957	5,437	207
LAFAYETTE	1,246	424	1,670	42
LANGLADE	1,327	613	1,940	59
LINCOLN	1,614	809	2,423	74
MANITOWOC	3,471	1,544	5,015	136
MARATHON	5,674	2,714	8,388	246
MARINETTE	2,032	1,295	3,327	131
MARQUETTE	994	512	1,506	36
MENOMINEE	112	96	208	12
MILWAUKEE	20,128	11,470	31,598	3,752
MONROE	2,617	1,143	3,760	125
OCONTO	2,516	1,108	3,624	90
ONEIDA	1,818	1,050	2,868	85
OUTAGAMIE	6,360	3,318	9,678	311
OZAUKEE	1,920	1,046	2,966	104
PEPIN	578	237	815	21
PIERCE	2,069	802	2,871	148

## 2021 Facts and Figures

POLK	2,397	1,150	3,547	142
PORTAGE	3,046	1,323	4,369	153
PRICE	969	441	1,410	33
RACINE	6,437	3,312	9,749	584
RICHLAND	942	409	1,351	34
ROCK	5,581	3,241	8,822	501
RUSK	1,063	449	1,512	43
SAUK	3,012	1,570	4,582	151
SAWYER	799	500	1,299	76
SHAWANO	2,472	1,143	3,615	84
SHEBOYGAN	3,500	1,669	5,169	200
ST. CROIX	3,842	1,560	5,402	257
TAYLOR	1,660	553	2,213	38
TREMPEALEAU	1,917	773	2,690	77
UNKNOWN	3,062	2,303	5,365	195
VERNON	1,851	761	2,612	70
VILAS	1,086	671	1,757	48
WALWORTH	3,844	1,922	5,766	285
WASHBURN	1,006	551	1,557	68
WASHINGTON	4,901	2,311	7,212	223
WAUKESHA	8,640	5,358	13,998	549
WAUPACA	2,700	1,258	3,958	126
WAUSHARA	1,639	714	2,353	65
WINNEBAGO	4,830	2,974	7,804	303
WOOD	3,429	1,742	5,171	164
<b>Total</b>	<b>209,860</b>	<b>105,515</b>	<b>315,375</b>	<b>14,902</b>

(1) Valid

Number of Valid D and Probationary License Holders by County  
Excludes Revoked/Suspended/Canceled/Surrendered/Disqualified and Expired

(2) Withdrawn

Number of Revoked/Suspended/Canceled/Surrendered/Disqualified by County  
Excludes Expired Licenses

(3) Expired

Number of Expired Licenses That Are Less Than One Year Expired, by County

Source: Bureau of Drivers Services, Report YRENDL

## 2021 Facts and Figures

### Commercial Driver License Statistics - Endorsements

#### S (School Bus) & P (Passenger Vehicle)

Birth Year	Age	P Endorsements			S Endorsements		
		Male	Female	Total	Male	Female	Total
2003	18	19	5	24	9	4	13
2002	19	40	8	48	23	6	29
2001	20	45	22	67	29	17	46
2000	21	84	10	94	61	8	69
1999	22	97	37	134	56	30	86
1998	23	114	55	169	70	52	122
1997	24	128	66	194	72	59	131
1996	25	149	80	229	90	70	160
1995	26	177	134	311	116	115	231
1994	27	202	156	358	125	130	255
1993	28	232	176	408	136	154	290
1992	29	255	220	475	165	187	352
1991	30	333	245	578	198	217	415
1990	31	332	268	600	210	237	447
1989	32	380	304	684	234	269	503
1988	33	394	310	704	233	271	504
1987	34	387	311	698	218	282	500
1986	35	378	338	716	230	295	525
1985	36	409	326	735	256	298	554
1984	37	438	334	772	279	302	581
1983	38	473	359	832	286	327	613
1982	39	494	368	862	334	339	673
1981	40	537	446	983	355	407	762
1980	41	538	425	963	361	389	750
1979	42	632	446	1,078	429	405	834
1978	43	594	441	1,035	399	404	803
1977	44	697	458	1,155	475	416	891
1976	45	634	458	1,092	428	408	836
1975	46	691	504	1,195	448	450	898
1974	47	754	502	1,256	527	443	970
1973	48	829	596	1,425	587	549	1,136
1972	49	890	634	1,524	619	569	1,188
1971	50	1,030	672	1,702	720	589	1,309
1970	51	1,054	675	1,729	728	596	1,324
1969	52	1,026	640	1,666	708	549	1,257
1968	53	988	655	1,643	685	565	1,250
1967	54	1,131	651	1,782	755	571	1,326
1966	55	1,065	716	1,781	708	632	1,340
1965	56	1,092	634	1,726	737	552	1,289
1964	57	1,191	686	1,877	758	581	1,339
1963	58	1,278	762	2,040	855	647	1,502
1962	59	1,314	754	2,068	882	648	1,530
1961	60	1,360	774	2,134	925	650	1,575
1960	61	1,368	739	2,107	919	630	1,549
1959	62	1,361	649	2,010	903	562	1,465
1958	63	1,397	616	2,013	948	534	1,482
1957	64	1,394	624	2,018	941	531	1,472

## 2021 Facts and Figures

1956	65	1,400	563	<b>1,963</b>	913	485	<b>1,398</b>
1955	66	1,392	521	<b>1,913</b>	940	449	<b>1,389</b>
1954	67	1,412	462	<b>1,874</b>	967	387	<b>1,354</b>
1953	68	1,315	447	<b>1,762</b>	879	381	<b>1,260</b>
1952	69	1,343	400	<b>1,743</b>	916	327	<b>1,243</b>
1951	70	1,308	334	<b>1,642</b>	868	268	<b>1,136</b>
1950	71	1,120	334	<b>1,454</b>	730	277	<b>1,007</b>
1949	72	1,095	295	<b>1,390</b>	720	250	<b>970</b>
1948	73	1,056	268	<b>1,324</b>	744	222	<b>966</b>
1947	74	948	264	<b>1,212</b>	643	225	<b>868</b>
1946	75	872	220	<b>1,092</b>	606	188	<b>794</b>
1945	76	685	179	<b>864</b>	460	145	<b>605</b>
1944	77	655	176	<b>831</b>	444	145	<b>589</b>
1943	78	711	179	<b>890</b>	497	143	<b>640</b>
1942	79	629	165	<b>794</b>	441	139	<b>580</b>
1941	80	581	141	<b>722</b>	422	122	<b>544</b>
1940	81	519	117	<b>636</b>	348	97	<b>445</b>
1939	82	470	99	<b>569</b>	343	88	<b>431</b>
1938	83	434	99	<b>533</b>	296	89	<b>385</b>
1937	84	356	101	<b>457</b>	262	92	<b>354</b>
1936	85	335	75	<b>410</b>	264	70	<b>334</b>
1935	86	314	60	<b>374</b>	236	52	<b>288</b>
1934	87	260	61	<b>321</b>	176	57	<b>233</b>
1933	88	222	44	<b>266</b>	158	37	<b>195</b>
1932	89	191	27	<b>218</b>	149	24	<b>173</b>
1931	90	155	24	<b>179</b>	125	21	<b>146</b>
1930	91	120	15	<b>135</b>	93	13	<b>106</b>
1929	92	121	13	<b>134</b>	95	12	<b>107</b>
1928	93	70	11	<b>81</b>	55	11	<b>66</b>
1927	94	57	9	<b>66</b>	47	9	<b>56</b>
1926	95	42	5	<b>47</b>	34	4	<b>38</b>
1925	96	22	3	<b>25</b>	19	3	<b>22</b>
1924	97	14	1	<b>15</b>	12	1	<b>13</b>
1923	98	8	0	<b>8</b>	7	0	<b>7</b>
1922	99	7	0	<b>7</b>	6	0	<b>6</b>
1921	100	3	0	<b>3</b>	3	0	<b>3</b>
1920	101	1	0	<b>1</b>	0	0	<b>0</b>
1919	102	1	0	<b>1</b>	1	0	<b>1</b>
1917	104	1	0	<b>1</b>	1	0	<b>1</b>
<b>TOTALS</b>		<b>50,650</b>	<b>25,001</b>	<b>75,651</b>	<b>34,150</b>	<b>21,779</b>	<b>55,929</b>

Data shown reflects counts for the number of Valid and unexpired endorsements as of 12/31/2021.

CDL Instructions Permits are excluded.

This data reflects the number of endorsements and not the number of drivers who hold these endorsements since drivers can hold multiple endorsements.

Source: Bureau of Drivers Services - Report: YRNDORS

## 2021 Facts and Figures

### Commercial Driver License Statistics - Endorsements

H (Hazardous Materials), N (Tank Vehicle) & T (Double/Triple Trailers)

Birth Year	Age	H Endorsements			N Endorsements			T Endorsements		
		Male	Female	Total	Male	Female	Total	Male	Female	Total
2003	18	3	0	3	191	5	196	18	3	21
2002	19	11	1	12	344	11	355	38	2	40
2001	20	16	0	16	396	13	409	55	1	56
2000	21	44	0	44	476	16	492	78	3	81
1999	22	89	5	94	579	28	607	110	7	117
1998	23	106	3	109	673	27	700	129	5	134
1997	24	136	6	142	719	20	739	138	6	144
1996	25	157	9	166	828	33	861	164	8	172
1995	26	221	7	228	865	35	900	204	5	209
1994	27	254	9	263	1,044	37	1,081	199	9	208
1993	28	269	11	280	1,077	37	1,114	251	13	264
1992	29	322	6	328	1,199	37	1,236	309	9	318
1991	30	386	15	401	1,274	38	1,312	332	10	342
1990	31	369	22	391	1,274	62	1,336	331	15	346
1989	32	420	19	439	1,320	48	1,368	375	18	393
1988	33	456	22	478	1,450	49	1,499	419	23	442
1987	34	403	10	413	1,447	47	1,494	378	17	395
1986	35	487	14	501	1,551	40	1,591	427	16	443
1985	36	549	17	566	1,651	41	1,692	473	11	484
1984	37	594	18	612	1,719	48	1,767	505	15	520
1983	38	663	22	685	1,754	51	1,805	486	21	507
1982	39	656	15	671	1,731	37	1,768	502	13	515
1981	40	756	39	795	1,934	64	1,998	544	25	569
1980	41	906	32	938	2,001	58	2,059	646	21	667
1979	42	953	44	997	2,087	68	2,155	612	25	637
1978	43	979	44	1,023	2,032	71	2,103	631	23	654
1977	44	1,058	45	1,103	2,086	78	2,164	697	33	730
1976	45	1,156	51	1,207	2,049	76	2,125	717	29	746
1975	46	1,256	57	1,313	2,112	90	2,202	754	37	791
1974	47	1,421	65	1,486	2,315	94	2,409	814	42	856
1973	48	1,470	65	1,535	2,225	78	2,303	767	35	802
1972	49	1,712	75	1,787	2,502	86	2,588	878	46	924
1971	50	1,919	82	2,001	2,728	107	2,835	1,010	54	1,064
1970	51	2,128	91	2,219	2,972	117	3,089	1,127	36	1,163
1969	52	2,074	100	2,174	2,909	132	3,041	1,102	58	1,160
1968	53	2,176	108	2,284	2,895	117	3,012	1,152	48	1,200
1967	54	2,295	95	2,390	3,148	121	3,269	1,332	49	1,381
1966	55	2,425	133	2,558	3,326	118	3,444	1,373	59	1,432
1965	56	2,498	131	2,629	3,357	130	3,487	1,402	65	1,467
1964	57	2,729	140	2,869	3,625	146	3,771	1,494	65	1,559
1963	58	2,812	140	2,952	3,728	139	3,867	1,564	59	1,623
1962	59	3,022	141	3,163	3,942	138	4,080	1,685	72	1,757
1961	60	2,976	136	3,112	3,894	130	4,024	1,606	59	1,665
1960	61	2,909	131	3,040	3,896	115	4,011	1,678	49	1,727
1959	62	2,951	136	3,087	3,791	123	3,914	1,628	61	1,689

## 2021 Facts and Figures

1958	63	2,787	131	<b>2,918</b>	3,633	116	<b>3,749</b>	1,535	59	<b>1,594</b>
1957	64	2,766	152	<b>2,918</b>	3,534	126	<b>3,660</b>	1,584	58	<b>1,642</b>
1956	65	2,731	117	<b>2,848</b>	3,433	108	<b>3,541</b>	1,534	55	<b>1,589</b>
1955	66	2,725	125	<b>2,850</b>	3,314	101	<b>3,415</b>	1,561	59	<b>1,620</b>
1954	67	2,514	115	<b>2,629</b>	3,131	99	<b>3,230</b>	1,428	47	<b>1,475</b>
1953	68	2,416	104	<b>2,520</b>	2,897	70	<b>2,967</b>	1,405	42	<b>1,447</b>
1952	69	2,297	89	<b>2,386</b>	2,875	67	<b>2,942</b>	1,284	41	<b>1,325</b>
1951	70	2,204	99	<b>2,303</b>	2,648	79	<b>2,727</b>	1,309	44	<b>1,353</b>
1950	71	1,849	61	<b>1,910</b>	2,236	47	<b>2,283</b>	1,061	31	<b>1,092</b>
1949	72	1,767	59	<b>1,826</b>	2,071	47	<b>2,118</b>	965	21	<b>986</b>
1948	73	1,618	64	<b>1,682</b>	1,925	50	<b>1,975</b>	892	33	<b>925</b>
1947	74	1,566	67	<b>1,633</b>	1,848	48	<b>1,896</b>	889	29	<b>918</b>
1946	75	1,377	52	<b>1,429</b>	1,603	31	<b>1,634</b>	779	24	<b>803</b>
1945	76	1,061	42	<b>1,103</b>	1,293	29	<b>1,322</b>	626	24	<b>650</b>
1944	77	1,032	35	<b>1,067</b>	1,222	33	<b>1,255</b>	599	19	<b>618</b>
1943	78	1,030	43	<b>1,073</b>	1,223	29	<b>1,252</b>	593	19	<b>612</b>
1942	79	954	29	<b>983</b>	1,130	22	<b>1,152</b>	560	18	<b>578</b>
1941	80	885	38	<b>923</b>	986	23	<b>1,009</b>	505	13	<b>518</b>
1940	81	718	11	<b>729</b>	844	11	<b>855</b>	436	3	<b>439</b>
1939	82	661	26	<b>687</b>	782	15	<b>797</b>	363	8	<b>371</b>
1938	83	583	16	<b>599</b>	673	12	<b>685</b>	346	5	<b>351</b>
1937	84	515	21	<b>536</b>	593	10	<b>603</b>	279	7	<b>286</b>
1936	85	409	5	<b>414</b>	479	2	<b>481</b>	208	2	<b>210</b>
1935	86	398	3	<b>401</b>	462	3	<b>465</b>	198	0	<b>198</b>
1934	87	335	7	<b>342</b>	361	3	<b>364</b>	174	1	<b>175</b>
1933	88	248	2	<b>250</b>	281	0	<b>281</b>	96	0	<b>96</b>
1932	89	182	3	<b>185</b>	221	3	<b>224</b>	79	3	<b>82</b>
1931	90	141	2	<b>143</b>	143	1	<b>144</b>	50	1	<b>51</b>
1930	91	114	1	<b>115</b>	136	1	<b>137</b>	41	0	<b>41</b>
1929	92	68	0	<b>68</b>	82	0	<b>82</b>	29	0	<b>29</b>
1928	93	59	1	<b>60</b>	71	1	<b>72</b>	27	0	<b>27</b>
1927	94	27	0	<b>27</b>	42	0	<b>42</b>	10	0	<b>10</b>
1926	95	16	0	<b>16</b>	28	0	<b>28</b>	5	0	<b>5</b>
1925	96	12	1	<b>13</b>	14	1	<b>15</b>	4	0	<b>4</b>
1924	97	9	1	<b>10</b>	6	0	<b>6</b>	2	0	<b>2</b>
1923	98	6	0	<b>6</b>	7	0	<b>7</b>	2	0	<b>2</b>
1922	99	1	0	<b>1</b>	2	0	<b>2</b>	0	0	<b>0</b>
1921	100	1	0	<b>1</b>	1	0	<b>1</b>	0	0	<b>0</b>
1920	101	1	0	<b>1</b>	0	0	<b>0</b>	0	0	<b>0</b>
<b>TOTALS</b>		<b>89,275</b>	<b>3,834</b>	<b>93,109</b>	<b>135,346</b>	<b>4,344</b>	<b>139,690</b>	<b>52,592</b>	<b>1,946</b>	<b>54,538</b>

Footnote: Data shown reflects counts for the number of Valid and unexpired endorsements - CDL Instructions Permits are excluded.

This data reflects the number of endorsements and not the number of drivers who hold these endorsements since drivers can hold multiple endorsements.

Source: Bureau of Drivers Services - Report: YRNDORS



## 2021 Facts and Figures

### Instruction Permit Statistics

Birth Year	Age	Commercial (CDLI)			Regular (REGI)			Motorcycle (CYCI)		
		Male	Female	Total	Male	Female	Total	Male	Female	Total
2006	15	0	0	0	10,939	11,414	22,353	0	0	0
2005	16	0	0	0	17,902	17,415	35,317	32	5	37
2004	17	0	0	0	4,946	4,313	9,259	81	13	94
2003	18	188	5	193	3,869	3,177	7,046	229	16	245
2002	19	266	13	279	2,848	2,431	5,279	457	37	494
2001	20	206	15	221	2,071	1,969	4,040	453	38	491
2000	21	245	14	259	1,703	1,687	3,390	470	45	515
1999	22	216	24	240	1,304	1,345	2,649	417	47	464
1998	23	216	27	243	1,137	1,225	2,362	363	48	411
1997	24	211	24	235	967	1,044	2,011	339	41	380
1996	25	214	28	242	783	982	1,765	354	38	392
1995	26	186	29	215	720	937	1,657	293	43	336
1994	27	198	34	232	715	801	1,516	281	40	321
1993	28	156	22	178	675	779	1,454	257	31	288
1992	29	160	31	191	618	757	1,375	255	37	292
1991	30	166	31	197	539	689	1,228	250	23	273
1990	31	151	38	189	531	566	1,097	222	52	274
1989	32	168	32	200	471	588	1,059	202	25	227
1988	33	150	28	178	411	468	879	181	27	208
1987	34	157	37	194	384	451	835	178	26	204
1986	35	134	38	172	345	385	730	174	29	203
1985	36	122	30	152	321	326	647	154	25	179
1984	37	131	20	151	259	302	561	170	23	193
1983	38	117	32	149	273	285	558	154	30	184
1982	39	99	21	120	242	268	510	134	30	164
1981	40	114	28	142	215	264	479	147	19	166
1980	41	123	29	152	188	260	448	161	28	189
1979	42	98	20	118	178	212	390	134	26	160
1978	43	105	21	126	148	195	343	112	22	134
1977	44	96	19	115	189	162	351	109	24	133
1976	45	95	19	114	125	158	283	111	27	138
1975	46	89	19	108	149	126	275	113	26	139
1974	47	80	18	98	121	144	265	108	32	140
1973	48	83	15	98	114	115	229	92	36	128
1972	49	77	17	94	92	142	234	80	26	106
1971	50	68	14	82	135	119	254	108	19	127
1970	51	72	17	89	109	127	236	121	31	152
1969	52	66	16	82	98	117	215	87	29	116
1968	53	74	15	89	77	130	207	83	25	108
1967	54	69	17	86	82	115	197	88	19	107
1966	55	61	14	75	84	90	174	80	21	101
1965	56	67	11	78	91	96	187	91	16	107
1964	57	59	15	74	82	96	178	61	21	82
1963	58	68	12	80	82	97	179	74	15	89
1962	59	68	5	73	64	85	149	52	16	68
1961	60	48	10	58	86	80	166	63	6	69
1960	61	52	11	63	76	61	137	53	15	68
1959	62	39	6	45	66	50	116	47	9	56
1958	63	32	13	45	51	75	126	40	7	47
1957	64	35	9	44	30	38	68	32	4	36
1956	65	32	7	39	46	50	96	30	7	37
1955	66	33	7	40	30	36	66	20	2	22
1954	67	27	4	31	33	33	66	19	3	22
1953	68	24	6	30	25	32	57	19	3	22
1952	69	11	2	13	30	17	47	19	4	23
1951	70	14	1	15	19	26	45	12	1	13

## 2021 Facts and Figures

Birth Year	Age	Commercial (CDL)			Regular (REG)			Motorcycle (CYC)		
		Male	Female	Total	Male	Female	Total	Male	Female	Total
1950	71	8	0	8	23	15	38	16	0	16
1949	72	7	1	8	18	10	28	7	1	8
1948	73	8	1	9	23	13	36	10	0	10
1947	74	6	1	7	6	13	19	5	1	6
1946	75	2	0	2	10	10	20	4	1	5
1945	76	3	0	3	1	9	10	0	1	1
1944	77	5	1	6	10	10	20	1	0	1
1943	78	2	0	2	4	10	14	2	0	2
1942	79	3	0	3	9	12	21	4	0	4
1941	80	4	0	4	7	7	14	1	0	1
1940	81	2	0	2	6	5	11	2	0	2
1939	82	1	0	1	3	2	5	2	0	2
1938	83	0	0	0	5	1	6	0	0	0
1937	84	0	0	0	3	6	9	1	0	1
1936	85	0	0	0	5	2	7	0	0	0
1935	86	0	0	0	5	3	8	0	0	0
1934	87	0	0	0	4	6	10	0	0	0
1933	88	0	0	0	2	4	6	1	0	1
1932	89	0	0	0	3	3	6	0	0	0
1931	90	0	0	0	3	1	4	0	0	0
1930	91	0	0	0	5	4	9	0	0	0
1929	92	0	0	0	3	1	4	1	0	1
1928	93	0	0	0	5	0	5	0	0	0
1927	94	0	0	0	0	3	3	0	0	0
<b>TOTALS</b>		<b>5,887</b>	<b>994</b>	<b>6,881</b>	<b>58,051</b>	<b>58,102</b>	<b>116,153</b>	<b>8,523</b>	<b>1,312</b>	<b>9,835</b>

Footnote: Commercial and Regular instruction permit statistics include all types of status except those which expired prior to 12/01/21.

Note: Regular Instruction Permit (REGI) statistics now includes 15-year-old drivers due to a [law change in 2021](#).

Note: Motorcycle instruction permit statistics include all types of status except those which expired prior to 06/01/20 (due to seasonal nature of this license type)

Source: Bureau of Drivers Services - Report: YRIPRMI

## 2021 Facts and Figures

---

### Commercial Driving School

A driver training school teaches students to operate a motor vehicle. DMV licenses schools and instructors and inspects them to ensure they continue to meet licensing requirements. There are 177 licensed driving schools employing 846 instructors.

Bureaus of Driver Services  
Qualifications and Issuance Section  
(608) 264-7495  
Email: [dotdrvtrnschool@dot.wi.gov](mailto:dotdrvtrnschool@dot.wi.gov)

### Motorcycle Endorsement

A motorcycle is a motor vehicle designed and built to have no more than three wheels. It must have its own power source capable of speeds more than 30 mph with a 150-pound rider, under ideal road conditions.

For questions, contact:  
Bureau of Driver Services  
Driver Information Section  
(608) 266-2261  
Email: [Wisconsin DMV email service](#)

## 2021 Facts and Figures

### Motorcycle License Class M Statistics

Birth Year	Age	Probationary			Regular		
		Male	Female	Total	Male	Female	Total
2005	16	111	17	128	0	0	0
2004	17	380	50	430	0	0	0
2003	18	666	81	747	12	0	12
2002	19	126	14	140	636	85	721
2001	20	62	9	71	964	151	1,115
2000	21	26	3	29	1,367	205	1,572
1999	22	29	7	36	1,747	287	2,034
1998	23	8	1	9	1,990	312	2,302
1997	24	5	0	5	2,329	385	2,714
1996	25	7	0	7	2,748	487	3,235
1995	26	7	0	7	2,478	454	2,932
1994	27	8	2	10	2,948	539	3,487
1993	28	2	0	2	3,490	666	4,156
1992	29	5	2	7	4,000	741	4,741
1991	30	8	0	8	4,329	851	5,180
1990	31	3	0	3	4,549	905	5,454
1989	32	12	3	15	5,010	979	5,989
1988	33	0	0	0	5,039	1,009	6,048
1987	34	2	1	3	4,331	889	5,220
1986	35	4	0	4	4,847	965	5,812
1985	36	4	1	5	5,324	1,038	6,362
1984	37	3	0	3	5,557	1,112	6,669
1983	38	1	0	1	5,491	1,146	6,637
1982	39	1	0	1	5,841	1,225	7,066
1981	40	1	0	1	5,729	1,369	7,098
1980	41	4	1	5	6,095	1,349	7,444
1979	42	4	0	4	5,516	1,212	6,728
1978	43	2	0	2	5,875	1,376	7,251
1977	44	4	1	5	6,167	1,504	7,671
1976	45	2	0	2	6,228	1,542	7,770
1975	46	1	1	2	5,974	1,421	7,395
1974	47	3	0	3	6,777	1,549	8,326
1973	48	2	2	4	6,648	1,662	8,310
1972	49	3	0	3	7,421	1,769	9,190
1971	50	3	0	3	7,551	1,798	9,349
1970	51	2	0	2	9,037	2,159	11,196
1969	52	1	0	1	9,027	2,144	11,171
1968	53	3	0	3	9,542	2,188	11,730
1967	54	1	0	1	9,188	2,132	11,320
1966	55	2	0	2	10,445	2,277	12,722
1965	56	1	0	1	11,221	2,423	13,644
1964	57	1	0	1	12,368	2,715	15,083
1963	58	2	0	2	12,444	2,618	15,062
1962	59	1	0	1	13,172	2,770	15,942
1961	60	1	0	1	13,205	2,532	15,737
1960	61	2	0	2	13,730	2,548	16,278
1959	62	0	0	0	13,383	2,354	15,737
1958	63	0	0	0	13,625	2,250	15,875

## 2021 Facts and Figures

1957	64	0	0	0	13,314	2,145	15,459
1956	65	1	1	2	13,232	2,007	15,239
1955	66	1	0	1	12,367	1,862	14,229
1954	67	0	0	0	12,522	1,810	14,332
1953	68	0	0	0	11,156	1,553	12,709
1952	69	0	0	0	10,778	1,412	12,190
1951	70	0	0	0	10,159	1,168	11,327
1950	71	0	0	0	9,176	1,053	10,229
1949	72	0	0	0	8,355	1,012	9,367
1948	73	0	0	0	7,749	879	8,628
1947	74	0	0	0	7,126	754	7,880
1946	75	0	0	0	5,739	643	6,382
1945	76	0	0	0	4,355	516	4,871
1944	77	0	0	0	4,066	461	4,527
1943	78	0	0	0	3,872	394	4,266
1942	79	0	0	0	3,354	373	3,727
1941	80	0	0	0	2,728	233	2,961
1940	81	0	0	0	2,269	232	2,501
1939	82	0	0	0	1,881	165	2,046
1938	83	0	0	0	1,716	191	1,907
1937	84	0	0	0	1,448	121	1,569
1936	85	0	0	0	1,217	91	1,308
1935	86	0	0	0	1,053	88	1,141
1934	87	0	0	0	800	55	855
1933	88	0	0	0	652	55	707
1932	89	0	0	0	511	44	555
1931	90	0	0	0	471	38	509
1930	91	0	0	0	416	25	441
1929	92	0	0	0	330	16	346
1928	93	0	0	0	294	14	308
1927	94	0	0	0	219	20	239
1926	95	0	0	0	170	12	182
1925	96	0	0	0	95	5	100
1924	97	0	0	0	78	5	83
1923	98	0	0	0	57	1	58
1922	99	0	0	0	27	3	30
1921	100	0	0	0	13	0	13
1920	101	0	0	0	15	0	15
1919	102	0	0	0	6	0	6
1918	103	0	0	0	2	0	2
1917	104	0	0	0	0	0	0
1916	105	0	0	0	0	0	0
1915	106	0	0	0	1	0	1
<b>TOTALS</b>		<b>1,528</b>	<b>197</b>	<b>1,725</b>	<b>449,184</b>	<b>81,548</b>	<b>530,732</b>

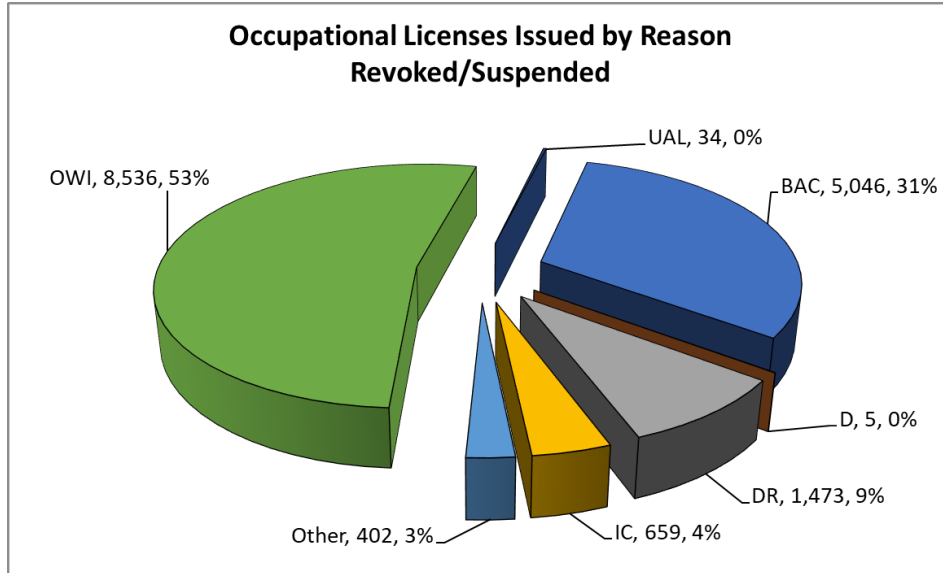
Footnote: Data shown reflects counts for the number Class M license holders and includes those drivers who were Revoked, Suspended, Canceled, Surrendered or Disqualified. Licenses which expired prior to 12/01/20 are not included.

Source: Bureau of Drivers Services - Report: YRMOTOR

# 2021 Facts and Figures

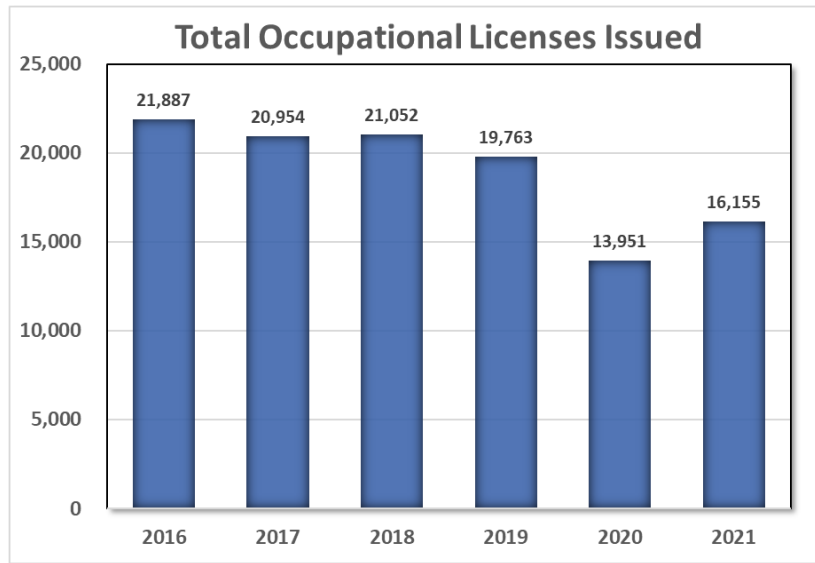
## Occupational License

An occupational license is a restricted license that allows a person to drive to and from work, school, church, and to meet the requirements of a driver safety plan.



BAC (Blood Alcohol Content) - Administrative Suspension  
D - Drug Conviction, 17 years old or older on date of conviction  
DR - Driver Record, Accumulation of Points  
IC - Implied Consent  
OWI - Operating under the influence of Intoxicant or Controlled Substance  
UAL - Underage Alcohol

Source: Bureau of Driver Services, TSO Report OCCUPTNL



Source: Bureau of Driver Services, TSO Report OCCUPTNL

## 2021 Facts and Figures

---

### School Bus (S) endorsement

- A School Bus Endorsement (S) is required for anyone operating a school bus to transport:
- Pupils (K–12) to or from public, private, vocational, technical or adult education school.
- Pupils (K–12) to or from curricular or extracurricular school activities (not-charter operation).
- Pupils (K–12) to or from religious instruction on days when school is in session.
- Children (under 21 years of age) with exceptional needs, to or from an education program approved by the Department of Public Instruction.
- Persons with disabilities or elderly persons in a vehicle painted school bus yellow in connection with any transportation assistance program.

Bureau of Driver Services

(608) 264-7447

Email: [Wisconsin DMV email service](#)

## 2021 Facts and Figures

### Driver License/ID Cards Issued

Type	Jan	Feb	Mar	Apr	May	Jun	Jul	Aug	Sep	Oct	Nov	Dec	TOTAL
<b>Photo Identification Card</b>													
Original	2,924	3,055	4,400	4,094	3,737	5,050	5,028	4,800	3,545	3,456	3,155	2,891	46,135
Renewal	2,177	2,049	2,721	2,606	2,025	2,076	2,053	2,027	1,983	1,866	1,842	1,650	25,075
Duplicate	5,509	5,197	6,759	6,276	5,260	5,782	5,926	6,104	5,772	5,853	5,571	5,423	69,432
<b>Regular Instruction Permit (Class D)</b>													
Original	5,326	5,498	7,021	6,534	5,748	7,600	8,241	11,167	6,752	7,211	6,823	6,055	83,976
Renewal	1,798	1,889	2,963	2,079	1,925	2,459	2,598	2,481	2,064	2,034	1,643	1,486	25,419
Duplicate	262	223	307	311	293	309	335	346	300	318	294	339	3,637
<b>Motorcycle Instruction Permit (Class M)</b>													
Original	29	65	993	1,233	1,064	1,093	858	625	382	158	37	14	6,551
Renewal	21	96	1,082	1,052	704	637	378	236	175	81	17	27	4,506
Duplicate	0	0	1	1	3	6	5	6	4	2	2	0	30
<b>Commercial Instruction Permit (Class ABC)</b>													
Original	560	616	779	721	520	621	612	801	812	822	657	882	8,403
Renewal	287	297	407	295	303	276	325	428	358	374	376	401	4,127
Duplicate	15	22	33	28	36	38	36	37	41	44	44	38	412
Change of Authority	22	28	41	45	38	44	32	37	53	46	47	55	488
<b>Probationary (Class DM)</b>													
Original	5,830	5,985	6,979	6,707	6,403	6,880	6,893	7,144	7,061	6,426	5,874	6,512	78,694
Duplicate	1,131	1,022	1,401	1,226	1,094	1,368	1,428	1,443	1,173	1,318	1,178	1,247	15,029
Change of Authority	6	7	21	92	115	171	169	175	75	77	27	10	945
<b>Regular (Class ABCDM)</b>													
Original	9,709	7,484	10,423	9,167	9,157	10,484	10,749	12,590	9,099	8,986	8,608	8,997	115,453
Renewal	40,047	37,512	47,089	42,357	39,380	41,549	41,480	44,184	39,322	39,313	36,431	33,842	482,506
Duplicate	18,436	17,438	24,604	22,462	18,874	21,501	22,570	23,827	22,592	22,642	20,687	19,673	255,306
Change of Authority	620	702	1,076	1,735	2,136	2,214	1,851	2,007	1,720	1,488	1,040	1,037	17,626
<b>Occupational (Class DM)</b>													
Original	820	768	1,096	1,057	947	963	835	889	825	817	835	822	10,674
Duplicate	16	15	22	21	25	21	23	32	29	18	17	18	257
<b>Moped Instruction Permit (Class D)</b>													
Original	0	0	0	0	1	0	0	0	0	0	0	0	1
Renewal	0	1	0	0	0	0	0	0	0	0	0	0	1
<b>Juvenile Instruction Permit (Class D)</b>													
Original	0	0	0	0	0	0	0	0	0	0	0	0	0
Renewal	0	0	0	0	0	0	0	0	0	0	0	0	0



## 2021 Facts and Figures

Duplicate	0	0	0	0	0	0	0	0	0	0	0	0	0
Juvenile Probationary (Class D)	<u>Jan</u>	<u>Feb</u>	<u>Mar</u>	<u>Apr</u>	<u>May</u>	<u>Jun</u>	<u>Jul</u>	<u>Aug</u>	<u>Sep</u>	<u>Oct</u>	<u>Nov</u>	<u>Dec</u>	<u>TOTAL</u>
Original	0	0	0	0	0	0	1	1	0	0	0	0	2
Duplicate	0	0	0	0	0	0	0	0	0	0	0	0	0
Special Restricted Instruction Permit (Class D)	<u>Jan</u>	<u>Feb</u>	<u>Mar</u>	<u>Apr</u>	<u>May</u>	<u>Jun</u>	<u>Jul</u>	<u>Aug</u>	<u>Sep</u>	<u>Oct</u>	<u>Nov</u>	<u>Dec</u>	<u>TOTAL</u>
Original	0	0	0	0	0	0	0	0	0	0	0	0	0
Renewal	0	0	0	0	1	0	0	1	1	0	0	0	3
Special Restricted (Class D)	<u>Jan</u>	<u>Feb</u>	<u>Mar</u>	<u>Apr</u>	<u>May</u>	<u>Jun</u>	<u>Jul</u>	<u>Aug</u>	<u>Sep</u>	<u>Oct</u>	<u>Nov</u>	<u>Dec</u>	<u>TOTAL</u>
Original	0	0	0	0	0	0	0	0	0	0	0	0	0
Renewal	0	0	0	0	0	0	0	0	0	0	0	0	0
Duplicate	0	0	0	0	0	0	0	0	0	0	0	0	0
Totals	<u>Jan</u>	<u>Feb</u>	<u>Mar</u>	<u>Apr</u>	<u>May</u>	<u>Jun</u>	<u>Jul</u>	<u>Aug</u>	<u>Sep</u>	<u>Oct</u>	<u>Nov</u>	<u>Dec</u>	<u>TOTAL</u>
Originals	25,198	23,471	31,691	29,513	27,577	32,691	33,217	38,017	28,476	27,876	25,989	26,173	349,889
Renewals	44,330	41,844	54,262	48,389	44,338	46,997	46,834	49,357	43,903	43,668	40,309	37,406	541,637
Duplicates	25,369	23,917	33,127	30,325	25,585	29,025	30,323	31,795	29,911	30,195	27,793	26,738	344,103
Change of Authority	648	737	1,138	1,872	2,289	2,429	2,052	2,219	1,848	1,611	1,114	1,102	19,059

\*Original means first time issued: does **not** include reissued or issued after reinstatement

Source: WISDOT/DMV-Bureau of Driver Services-Report No. P7913205

## 2021 Facts and Figures

---

### Drivers Licensed by County

<b>COUNTY</b>	<b><u>Valid</u> (1)</b>	<b><u>Withdrawn</u> (2)</b>	<b><u>Total</u> (1 and 2)</b>	<b><u>Expired</u> (3)</b>
ADAMS	16,155	360	16,515	383
ASHLAND	11,544	251	11,795	330
BARRON	36,450	653	37,103	814
BAYFIELD	12,755	222	12,977	289
BROWN	189,549	3,545	193,094	4,289
BUFFALO	10,582	128	10,710	219
BURNETT	13,848	238	14,086	347
CALUMET	34,733	383	35,116	541
CHIPPEWA	48,077	922	48,999	927
CLARK	21,542	334	21,876	391
COLUMBIA	44,264	786	45,050	847
CRAWFORD	11,961	188	12,149	235
DANE	395,112	5,336	400,448	12,967
DODGE	63,834	1,287	65,121	1,274
DOOR	24,866	330	25,196	509
DOUGLAS	32,781	797	33,578	986
DUNN	30,930	576	31,506	680
EAU CLAIRE	72,434	1,447	73,881	1,780
FLORENCE	3,897	57	3,954	80
FOND DU LAC	74,301	1,504	75,805	1,578
FOREST	7,051	151	7,202	207
GRANT	34,109	538	34,647	769
GREEN	27,633	390	28,023	556
GREEN LAKE	14,030	268	14,298	301
IOWA	18,533	234	18,767	332
IRON	5,121	69	5,190	118
JACKSON	13,948	389	14,337	355
JEFFERSON	60,683	1,099	61,782	1,223
JUNEAU	19,528	528	20,056	500
KENOSHA	120,745	2,780	123,525	3,519
KEWAUNEE	15,743	221	15,964	253
LA CROSSE	83,967	1,514	85,481	2,134
LAFAYETTE	11,818	159	11,977	224
LANGLADE	15,182	280	15,462	309
LINCOLN	22,413	381	22,794	459
MANITOWOC	60,247	907	61,154	1,267
MARATHON	102,708	1,743	104,451	2,069
MARINETTE	32,592	563	33,155	816
MARQUETTE	12,235	248	12,483	261
MENOMINEE	2,364	144	2,508	123
MILWAUKEE	550,738	19,771	570,509	22,348

## 2021 Facts and Figures

MONROE	31,450	678	32,128	721
OCONTO	30,367	462	30,829	531
ONEIDA	31,010	472	31,482	660
OUTAGAMIE	143,920	2,098	146,018	2,753
OZAUKEE	73,440	767	74,207	1,556
PEPIN	5,546	63	5,609	83
PIERCE	32,118	342	32,460	659
POLK	36,256	560	36,816	747
PORTAGE	51,227	870	52,097	1,019
PRICE	11,413	170	11,583	219
RACINE	137,802	3,738	141,540	3,813
RICHLAND	11,673	213	11,886	262
ROCK	118,248	2,914	121,162	3,327
RUSK	10,978	220	11,198	244
SAUK	48,639	1,111	49,750	1,136
SAWYER	13,728	263	13,991	378
SHAWANO	30,325	610	30,935	651
SHEBOYGAN	84,946	1,626	86,572	1,838
ST. CROIX	73,711	837	74,548	1,354
TAYLOR	14,461	194	14,655	285
TREMPEALEAU	21,839	348	22,187	427
UNKNOWN	84,464	1,552	86,016	1,766
VERNON	21,405	299	21,704	405
VILAS	19,816	358	20,174	520
WALWORTH	78,030	1,328	79,358	2,027
WASHBURN	13,800	201	14,001	300
WASHINGTON	106,432	1,481	107,913	1,898
WAUKESHA	322,461	3,840	326,301	7,033
WAUPACA	39,641	686	40,327	793
WAUSHARA	18,320	375	18,695	382
WINNEBAGO	124,668	2,275	126,943	2,808
WOOD	55,006	1,116	56,122	1,257
<b>Totals</b>	<b>4,278,143</b>	<b>83,788</b>	<b>4,361,931</b>	<b>109,461</b>

(1) Valid -- Number of Valid D and Probationary License Holders by County Excludes Revoked/Suspended/Canceled/Surrendered/Disqualified and Expired

(2) Withdrawn -- Number of Revoked/Suspended/Canceled/Surrendered/Disqualified by County Excludes Expired Licenses

(3) Expired -- Number of Expired Licenses That Are Less Than One Year Expired by County

Source: Bureau of Drivers Services, Report YRENDL

## 2021 Facts and Figures

### Drivers Licensed – Probationary

Birth Year	Age	Valid (1)			Withdrawn (2)			Valid & Withdrawn		
		Male	Female	Total	Male	Female	Total	Male	Female	Total
2005	16	23,550	23,954	<b>47,504</b>	106	69	<b>175</b>	23,656	24,023	<b>47,679</b>
2004	17	24,882	24,779	<b>49,661</b>	372	164	<b>536</b>	25,254	24,943	<b>50,197</b>
2003	18	21,291	20,667	<b>41,958</b>	691	341	<b>1,032</b>	21,982	21,008	<b>42,990</b>
2002	19	7,037	6,129	<b>13,166</b>	637	307	<b>944</b>	7,674	6,436	<b>14,110</b>
2001	20	4,964	4,219	<b>9,183</b>	538	283	<b>821</b>	5,502	4,502	<b>10,004</b>
2000	21	3,048	2,803	<b>5,851</b>	329	224	<b>553</b>	3,377	3,027	<b>6,404</b>
1999	22	2,008	2,037	<b>4,045</b>	278	182	<b>460</b>	2,286	2,219	<b>4,505</b>
1998	23	1,534	1,591	<b>3,125</b>	198	127	<b>325</b>	1,732	1,718	<b>3,450</b>
1997	24	1,251	1,321	<b>2,572</b>	174	113	<b>287</b>	1,425	1,434	<b>2,859</b>
1996	25	1,083	1,156	<b>2,239</b>	147	99	<b>246</b>	1,230	1,255	<b>2,485</b>
1995	26	983	965	<b>1,948</b>	151	91	<b>242</b>	1,134	1,056	<b>2,190</b>
1994	27	921	889	<b>1,810</b>	130	69	<b>199</b>	1,051	958	<b>2,009</b>
1993	28	796	835	<b>1,631</b>	111	65	<b>176</b>	907	900	<b>1,807</b>
1992	29	772	757	<b>1,529</b>	123	56	<b>179</b>	895	813	<b>1,708</b>
1991	30	709	694	<b>1,403</b>	105	54	<b>159</b>	814	748	<b>1,562</b>
1990	31	692	638	<b>1,330</b>	93	47	<b>140</b>	785	685	<b>1,470</b>
1989	32	573	574	<b>1,147</b>	84	41	<b>125</b>	657	615	<b>1,272</b>
1988	33	546	498	<b>1,044</b>	60	42	<b>102</b>	606	540	<b>1,146</b>
1987	34	476	447	<b>923</b>	57	23	<b>80</b>	533	470	<b>1,003</b>
1986	35	429	355	<b>784</b>	53	27	<b>80</b>	482	382	<b>864</b>
1985	36	377	330	<b>707</b>	43	20	<b>63</b>	420	350	<b>770</b>
1984	37	355	292	<b>647</b>	45	18	<b>63</b>	400	310	<b>710</b>
1983	38	336	292	<b>628</b>	47	10	<b>57</b>	383	302	<b>685</b>
1982	39	278	253	<b>531</b>	33	9	<b>42</b>	311	262	<b>573</b>
1981	40	258	215	<b>473</b>	31	9	<b>40</b>	289	224	<b>513</b>
1980	41	222	227	<b>449</b>	23	8	<b>31</b>	245	235	<b>480</b>
1979	42	234	188	<b>422</b>	19	8	<b>27</b>	253	196	<b>449</b>
1978	43	194	159	<b>353</b>	13	4	<b>17</b>	207	163	<b>370</b>
1977	44	196	135	<b>331</b>	17	3	<b>20</b>	213	138	<b>351</b>
1976	45	143	146	<b>289</b>	9	3	<b>12</b>	152	149	<b>301</b>
1975	46	155	126	<b>281</b>	13	3	<b>16</b>	168	129	<b>297</b>
1974	47	133	98	<b>231</b>	9	7	<b>16</b>	142	105	<b>247</b>
1973	48	136	87	<b>223</b>	11	3	<b>14</b>	147	90	<b>237</b>
1972	49	119	112	<b>231</b>	13	1	<b>14</b>	132	113	<b>245</b>
1971	50	116	105	<b>221</b>	8	4	<b>12</b>	124	109	<b>233</b>
1970	51	121	73	<b>194</b>	8	2	<b>10</b>	129	75	<b>204</b>
1969	52	95	83	<b>178</b>	10	1	<b>11</b>	105	84	<b>189</b>
1968	53	79	73	<b>152</b>	4	0	<b>4</b>	83	73	<b>156</b>
1967	54	79	62	<b>141</b>	6	1	<b>7</b>	85	63	<b>148</b>
1966	55	69	68	<b>137</b>	6	1	<b>7</b>	75	69	<b>144</b>

## 2021 Facts and Figures

1965	56	74	58	<b>132</b>	7	3	<b>10</b>	81	61	<b>142</b>
1964	57	67	33	<b>100</b>	6	1	<b>7</b>	73	34	<b>107</b>
1963	58	72	51	<b>123</b>	10	3	<b>13</b>	82	54	<b>136</b>
1962	59	54	43	<b>97</b>	1	0	<b>1</b>	55	43	<b>98</b>
1961	60	56	42	<b>98</b>	4	0	<b>4</b>	60	42	<b>102</b>
1960	61	59	27	<b>86</b>	0	0	<b>0</b>	59	27	<b>86</b>
1959	62	40	24	<b>64</b>	1	2	<b>3</b>	41	26	<b>67</b>
1958	63	44	21	<b>65</b>	2	0	<b>2</b>	46	21	<b>67</b>
1957	64	29	13	<b>42</b>	2	0	<b>2</b>	31	13	<b>44</b>
1956	65	25	15	<b>40</b>	0	0	<b>0</b>	25	15	<b>40</b>
1955	66	27	18	<b>45</b>	0	0	<b>0</b>	27	18	<b>45</b>
1954	67	18	10	<b>28</b>	0	0	<b>0</b>	18	10	<b>28</b>
1953	68	12	4	<b>16</b>	0	0	<b>0</b>	12	4	<b>16</b>
1952	69	15	3	<b>18</b>	0	0	<b>0</b>	15	3	<b>18</b>
1951	70	11	9	<b>20</b>	0	0	<b>0</b>	11	9	<b>20</b>
1950	71	9	4	<b>13</b>	0	0	<b>0</b>	9	4	<b>13</b>
1949	72	5	1	<b>6</b>	1	0	<b>1</b>	6	1	<b>7</b>
1948	73	6	2	<b>8</b>	0	0	<b>0</b>	6	2	<b>8</b>
1947	74	2	2	<b>4</b>	0	0	<b>0</b>	2	2	<b>4</b>
1946	75	2	1	<b>3</b>	0	0	<b>0</b>	2	1	<b>3</b>
1945	76	3	2	<b>5</b>	0	0	<b>0</b>	3	2	<b>5</b>
1944	77	2	1	<b>3</b>	0	0	<b>0</b>	2	1	<b>3</b>
1943	78	1	2	<b>3</b>	0	0	<b>0</b>	1	2	<b>3</b>
1942	79	4	0	<b>4</b>	0	0	<b>0</b>	4	0	<b>4</b>
1941	80	1	0	<b>1</b>	0	0	<b>0</b>	1	0	<b>1</b>
1940	81	0	0	<b>0</b>	0	0	<b>0</b>	0	0	<b>0</b>
1939	82	0	0	<b>0</b>	0	0	<b>0</b>	0	0	<b>0</b>
1938	83	2	0	<b>2</b>	0	0	<b>0</b>	2	0	<b>2</b>
1937	84	0	1	<b>1</b>	0	0	<b>0</b>	0	1	<b>1</b>
<b>TOTALS</b>	<b>101,882</b>	<b>98,819</b>	<b>200,701</b>	<b>4,840</b>	<b>2,548</b>	<b>7,388</b>	<b>106,722</b>	<b>101,367</b>	<b>208,089</b>	

(1) Valid

Number of Valid Probationary License Holders by Age and Sex

Excludes Revoked/Suspended/Canceled/Surrendered/Disqualified and Expired

(2) Withdrawn

Number of Revoked/Suspended/Canceled/Surrendered/Disqualified by Age and Sex

Excludes Expired Licenses

Source: Bureau of Drivers Services, Report YRNDPROB

## 2021 Facts and Figures

### Drivers Licensed – Probationary and Regular

Birth Year	Age	Valid (1)			Withdrawn (2)			Valid & Withdrawn		
		Male	Female	Total	Male	Female	Total	Male	Female	Total
2005	16	21,622	22,209	<b>43,831</b>	100	61	<b>161</b>	21,722	22,270	<b>43,992</b>
2004	17	24,584	24,537	<b>49,121</b>	356	164	<b>520</b>	24,940	24,701	<b>49,641</b>
2003	18	27,698	27,193	<b>54,891</b>	716	340	<b>1,056</b>	28,414	27,533	<b>55,947</b>
2002	19	28,060	27,385	<b>55,445</b>	851	438	<b>1,289</b>	28,911	27,823	<b>56,734</b>
2001	20	29,489	28,747	<b>58,236</b>	954	560	<b>1,514</b>	30,443	29,307	<b>59,750</b>
2000	21	30,961	29,916	<b>60,877</b>	1,069	685	<b>1,754</b>	32,030	30,601	<b>62,631</b>
1999	22	31,606	30,481	<b>62,087</b>	1,319	709	<b>2,028</b>	32,925	31,190	<b>64,115</b>
1998	23	31,965	31,341	<b>63,306</b>	1,475	805	<b>2,280</b>	33,440	32,146	<b>65,586</b>
1997	24	32,397	31,613	<b>64,010</b>	1,494	853	<b>2,347</b>	33,891	32,466	<b>66,357</b>
1996	25	33,079	32,196	<b>65,275</b>	1,753	919	<b>2,672</b>	34,832	33,115	<b>67,947</b>
1995	26	33,062	32,596	<b>65,658</b>	1,816	917	<b>2,733</b>	34,878	33,513	<b>68,391</b>
1994	27	32,521	32,226	<b>64,747</b>	1,471	777	<b>2,248</b>	33,992	33,003	<b>66,995</b>
1993	28	33,415	32,948	<b>66,363</b>	1,538	778	<b>2,316</b>	34,953	33,726	<b>68,679</b>
1992	29	34,204	33,470	<b>67,674</b>	1,538	791	<b>2,329</b>	35,742	34,261	<b>70,003</b>
1991	30	35,028	34,758	<b>69,786</b>	1,586	814	<b>2,400</b>	36,614	35,572	<b>72,186</b>
1990	31	35,781	35,499	<b>71,280</b>	1,640	892	<b>2,532</b>	37,421	36,391	<b>73,812</b>
1989	32	35,364	35,308	<b>70,672</b>	1,683	839	<b>2,522</b>	37,047	36,147	<b>73,194</b>
1988	33	35,098	35,145	<b>70,243</b>	1,581	874	<b>2,455</b>	36,679	36,019	<b>72,698</b>
1987	34	35,089	35,284	<b>70,373</b>	1,572	871	<b>2,443</b>	36,661	36,155	<b>72,816</b>
1986	35	34,931	34,666	<b>69,597</b>	1,328	682	<b>2,010</b>	36,259	35,348	<b>71,607</b>
1985	36	35,512	35,567	<b>71,079</b>	1,309	695	<b>2,004</b>	36,821	36,262	<b>73,083</b>
1984	37	35,145	34,950	<b>70,095</b>	1,288	705	<b>1,993</b>	36,433	35,655	<b>72,088</b>
1983	38	34,415	34,872	<b>69,287</b>	1,197	636	<b>1,833</b>	35,612	35,508	<b>71,120</b>
1982	39	35,294	35,213	<b>70,507</b>	1,249	654	<b>1,903</b>	36,543	35,867	<b>72,410</b>
1981	40	34,995	34,819	<b>69,814</b>	1,166	615	<b>1,781</b>	36,161	35,434	<b>71,595</b>
1980	41	35,303	34,836	<b>70,139</b>	1,184	631	<b>1,815</b>	36,487	35,467	<b>71,954</b>
1979	42	34,711	34,091	<b>68,802</b>	1,136	602	<b>1,738</b>	35,847	34,693	<b>70,540</b>
1978	43	32,680	32,389	<b>65,069</b>	920	451	<b>1,371</b>	33,600	32,840	<b>66,440</b>
1977	44	32,418	32,143	<b>64,561</b>	892	419	<b>1,311</b>	33,310	32,562	<b>65,872</b>
1976	45	30,863	30,520	<b>61,383</b>	786	382	<b>1,168</b>	31,649	30,902	<b>62,551</b>
1975	46	30,988	30,415	<b>61,403</b>	759	390	<b>1,149</b>	31,747	30,805	<b>62,552</b>
1974	47	30,933	30,201	<b>61,134</b>	721	361	<b>1,082</b>	31,654	30,562	<b>62,216</b>
1973	48	29,423	29,674	<b>59,097</b>	706	314	<b>1,020</b>	30,129	29,988	<b>60,117</b>
1972	49	30,572	30,550	<b>61,122</b>	676	340	<b>1,016</b>	31,248	30,890	<b>62,138</b>
1971	50	33,390	33,183	<b>66,573</b>	679	369	<b>1,048</b>	34,069	33,552	<b>67,621</b>
1970	51	35,411	35,144	<b>70,555</b>	729	301	<b>1,030</b>	36,140	35,445	<b>71,585</b>
1969	52	33,894	33,465	<b>67,359</b>	643	335	<b>978</b>	34,537	33,800	<b>68,337</b>
1968	53	33,763	33,714	<b>67,477</b>	578	296	<b>874</b>	34,341	34,010	<b>68,351</b>
1967	54	34,081	34,128	<b>68,209</b>	585	282	<b>867</b>	34,666	34,410	<b>69,076</b>
1966	55	35,168	35,494	<b>70,662</b>	615	270	<b>885</b>	35,783	35,764	<b>71,547</b>
1965	56	36,097	36,561	<b>72,658</b>	596	272	<b>868</b>	36,693	36,833	<b>73,526</b>
1964	57	38,220	38,872	<b>77,092</b>	593	254	<b>847</b>	38,813	39,126	<b>77,939</b>
1963	58	38,621	39,250	<b>77,871</b>	554	243	<b>797</b>	39,175	39,493	<b>78,668</b>

## 2021 Facts and Figures

1962	59	39,231	40,138	<b>79,369</b>	548	229	<b>777</b>	39,779	40,367	<b>80,146</b>
1961	60	39,841	40,828	<b>80,669</b>	554	214	<b>768</b>	40,395	41,042	<b>81,437</b>
1960	61	39,386	40,801	<b>80,187</b>	492	194	<b>686</b>	39,878	40,995	<b>80,873</b>
1959	62	38,959	39,999	<b>78,958</b>	461	186	<b>647</b>	39,420	40,185	<b>79,605</b>
1958	63	37,958	38,578	<b>76,536</b>	383	158	<b>541</b>	38,341	38,736	<b>77,077</b>
1957	64	37,400	38,580	<b>75,980</b>	405	163	<b>568</b>	37,805	38,743	<b>76,548</b>
1956	65	36,556	36,618	<b>73,174</b>	324	133	<b>457</b>	36,880	36,751	<b>73,631</b>
1955	66	34,945	35,686	<b>70,631</b>	311	138	<b>449</b>	35,256	35,824	<b>71,080</b>
1954	67	34,191	35,277	<b>69,468</b>	291	139	<b>430</b>	34,482	35,416	<b>69,898</b>
1953	68	32,131	33,025	<b>65,156</b>	220	112	<b>332</b>	32,351	33,137	<b>65,488</b>
1952	69	31,203	32,373	<b>63,576</b>	250	116	<b>366</b>	31,453	32,489	<b>63,942</b>
1951	70	30,054	30,801	<b>60,855</b>	233	134	<b>367</b>	30,287	30,935	<b>61,222</b>
1950	71	27,452	28,514	<b>55,966</b>	218	113	<b>331</b>	27,670	28,627	<b>56,297</b>
1949	72	26,344	27,701	<b>54,045</b>	206	136	<b>342</b>	26,550	27,837	<b>54,387</b>
1948	73	24,864	26,274	<b>51,138</b>	209	156	<b>365</b>	25,073	26,430	<b>51,503</b>
1947	74	24,602	26,036	<b>50,638</b>	204	141	<b>345</b>	24,806	26,177	<b>50,983</b>
1946	75	20,820	22,409	<b>43,229</b>	171	158	<b>329</b>	20,991	22,567	<b>43,558</b>
1945	76	16,703	17,907	<b>34,610</b>	162	128	<b>290</b>	16,865	18,035	<b>34,900</b>
1944	77	15,868	17,463	<b>33,331</b>	140	140	<b>280</b>	16,008	17,603	<b>33,611</b>
1943	78	15,816	17,493	<b>33,309</b>	180	203	<b>383</b>	15,996	17,696	<b>33,692</b>
1942	79	14,581	16,544	<b>31,125</b>	147	196	<b>343</b>	14,728	16,740	<b>31,468</b>
1941	80	12,136	13,915	<b>26,051</b>	173	165	<b>338</b>	12,309	14,080	<b>26,389</b>
1940	81	10,650	12,439	<b>23,089</b>	145	184	<b>329</b>	10,795	12,623	<b>23,418</b>
1939	82	9,535	11,054	<b>20,589</b>	177	177	<b>354</b>	9,712	11,231	<b>20,943</b>
1938	83	8,883	10,362	<b>19,245</b>	190	167	<b>357</b>	9,073	10,529	<b>19,602</b>
1937	84	7,720	9,252	<b>16,972</b>	154	203	<b>357</b>	7,874	9,455	<b>17,329</b>
1936	85	6,762	8,023	<b>14,785</b>	162	173	<b>335</b>	6,924	8,196	<b>15,120</b>
1935	86	5,884	7,007	<b>12,891</b>	157	188	<b>345</b>	6,041	7,195	<b>13,236</b>
1934	87	4,948	5,936	<b>10,884</b>	138	176	<b>314</b>	5,086	6,112	<b>11,198</b>
1933	88	3,962	4,908	<b>8,870</b>	146	167	<b>313</b>	4,108	5,075	<b>9,183</b>
1932	89	3,338	4,296	<b>7,634</b>	128	149	<b>277</b>	3,466	4,445	<b>7,911</b>
1931	90	2,909	3,766	<b>6,675</b>	139	166	<b>305</b>	3,048	3,932	<b>6,980</b>
1930	91	2,479	3,392	<b>5,871</b>	125	191	<b>316</b>	2,604	3,583	<b>6,187</b>
1929	92	1,900	2,930	<b>4,830</b>	125	201	<b>326</b>	2,025	3,131	<b>5,156</b>
1928	93	1,567	2,471	<b>4,038</b>	126	212	<b>338</b>	1,693	2,683	<b>4,376</b>
1927	94	1,121	1,828	<b>2,949</b>	114	154	<b>268</b>	1,235	1,982	<b>3,217</b>
1926	95	745	1,227	<b>1,972</b>	59	111	<b>170</b>	804	1,338	<b>2,142</b>
1925	96	484	827	<b>1,311</b>	59	81	<b>140</b>	543	908	<b>1,451</b>
1924	97	272	585	<b>857</b>	36	54	<b>90</b>	308	639	<b>947</b>
1923	98	189	353	<b>542</b>	20	38	<b>58</b>	209	391	<b>600</b>
1922	99	119	235	<b>354</b>	10	29	<b>39</b>	129	264	<b>393</b>
1921	100	57	122	<b>179</b>	5	12	<b>17</b>	62	134	<b>196</b>
1920	101	24	65	<b>89</b>	4	2	<b>6</b>	28	67	<b>95</b>
1919	102	14	35	<b>49</b>	2	6	<b>8</b>	16	41	<b>57</b>
1918	103	12	20	<b>32</b>	1	1	<b>2</b>	13	21	<b>34</b>
1917	104	2	7	<b>9</b>	2	0	<b>2</b>	4	7	<b>11</b>

## 2021 Facts and Figures

1916	105	2	2	4	0	0	0	2	2	4
1915	106	0	0	0	0	1	1	0	1	1
1912	109	2	0	2	0	0	0	2	0	2
TOTALS		2,122,472	2,155,671	4,278,143	53,907	29,881	83,788	2,176,379	2,185,552	4,361,931

(1) Valid

Number of Valid D and Probationary License Holders

Excludes Revoked/Suspended/Canceled/Surrendered/Disqualified and Expired

(2) Withdrawn

Number of Revoked/Suspended/Canceled/Surrendered/Disqualified

Excludes Expired Licenses

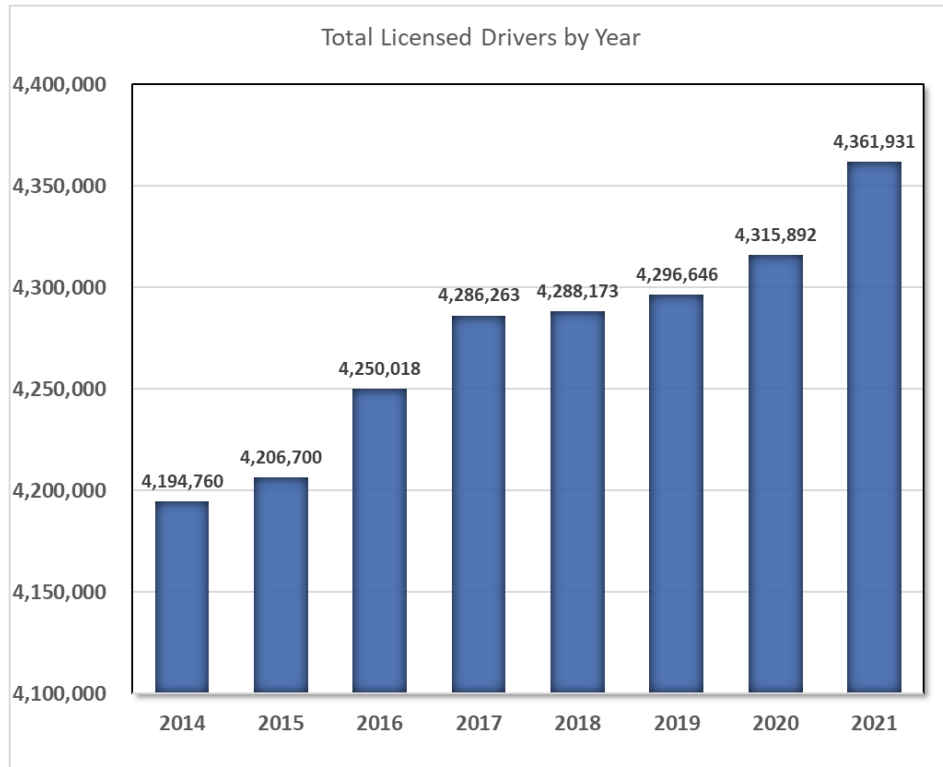
Source: Bureau of Drivers Services, Report YRENDL



## 2021 Facts and Figures

### Total Licensed Drivers by Year

<u>Year</u>	<u>Count</u>	<u>Year</u>	<u>Count</u>	<u>Year</u>	<u>Count</u>	<u>Year</u>	<u>Count</u>
1928	893,450	1961	2,069,750	1984	3,192,135	2007	4,075,764
1930	995,000	1962	2,048,300	1985	3,265,322	2008	4,079,562
1940	1,230,000	1963	2,076,500	1986	3,288,517	2009	4,085,833
1941	1,246,600	1964	2,089,700	1987	3,308,903	2010	4,114,622
1942	1,309,475	1965	2,155,007	1988	3,329,557	2011	4,142,823
1943	1,369,750	1966	2,197,038	1989	3,357,339	2012	4,171,428
1944	1,422,050	1967	2,280,544	1990	3,394,203	2013	4,188,194
1945	1,505,700	1968	2,360,815	1991	3,473,236	2014	4,194,760
1946	1,547,100	1969	2,458,037	1992	3,481,421	2015	4,206,700
1947	1,553,500	1970	2,459,539	1993	3,502,347	2016	4,250,018
1948	1,575,500	1971	2,465,315	1994	3,554,003	2017	4,286,263
1949	1,613,800	1972	2,527,731	1995	3,601,619	2018	4,288,173
1950	1,661,700	1973	2,593,838	1996	3,723,685	2019	4,296,646
1951	1,721,700	1974	2,663,796	1997	3,672,469	2020	4,315,892
1952	1,750,100	1975	2,721,284	1998	3,709,957	2021	4,361,931
1953	1,804,300	1976	2,792,905	1999	3,733,077		
1954	1,817,700	1977	2,864,689	2000	3,801,798		
1955	1,848,700	1978	2,927,546	2001	3,835,549		
1956	1,879,750	1979	2,964,404	2002	3,839,930		
1957	1,910,500	1980	3,014,715	2003	3,933,924		
1958	1,930,500	1981	3,059,428	2004	3,993,348		
1959	1,936,600	1982	3,070,956	2005	4,049,450		
1960	2,002,900	1983	3,123,649	2006	4,066,273		



# 2021 Facts and Figures

---

Source: Bureau of Drivers Services, Report YRENDL

### Employer Notification Program

The Employer Notification program is part of the Public Abstract Request System (PARS), a secure Web-based system that allows participating account holders to have instant access to driver and vehicle record abstracts via Portable Document Format (PDF) images. The Employer Notification program will identify any enrolled employee with recent activity on their driving record and allow the account holder immediate access to the current driver record abstract.

NIC Wisconsin

(608) 250-4606

Email: [WI\\_helpdesk@egov.com](mailto:WI_helpdesk@egov.com)

Internet: [NIC Wisconsin](#)

## 2021 Facts and Figures

---

### Medical Evaluation for Drivers

DMV evaluates whether each applicant for a license can exercise reasonable control over a vehicle. To carry out this responsibility, the DMV conducts written exams, road tests, sign identification tests, and vision screenings. Some persons have medical conditions or disabilities which the DMV cannot adequately assess using these tests. These individuals are required to submit medical information to aid the division in making licensing decisions.

The Medical Review and Fitness Unit (MRF) reviewed over 23,867 medical reports in 2021, a 10% increase from 2020. In addition, MRF staff updated 51,451 Federal Medical Certificates for Commercial Drivers. 1,532 reports reviewed resulted in the cancellation or denial of driving privileges due to a medical condition. 433 drivers were cancelled for not taking the re-examination tests when requested by DMV. Out of 1,694 special examinations conducted in 2021, only 98 drivers were cancelled for not being able to pass a portion of the required tests.

632 drivers voluntarily surrendered their license when asked for a medical report or to take the knowledge, sign and highway tests.

DMV Examiners conducted 1,694\* driving skills test re-examinations:

1. 1,391 successful tests were conducted (82%)
2. 303 unsuccessful tests were conducted (18%)

*\*NOTE: Applicants may take the driving skills test up to five times in a one-year period. This number does not reflect the number of applicants re-tested during 2021, merely the number of re-exams conducted by DMV Examiners. The total conducted exams show a 36 % increase from 2020.*

DMV attempts to allow each person to drive under conditions which are safe for them. For example, some drivers will be restricted to an area within 15 miles of their home if they can demonstrate good driving skills in that limited area. Physicians often recommend restrictions such as daytime driving only, no driving on freeways, or driving with an automatic transmission. Through the use of restrictions, driving tests and medical reports, the DMV ensures that people with conditions limiting their functional ability can maintain a safe level of driving.

Medical Review & Fitness Unit  
P.O. Box 7918, Madison WI 53707-7918  
Email: [Wisconsin DMV email service](#)  
Phone: (608) 266-2327, Fax: (608) 267-0518

# 2021 Facts and Figures

---

## Organ Donor

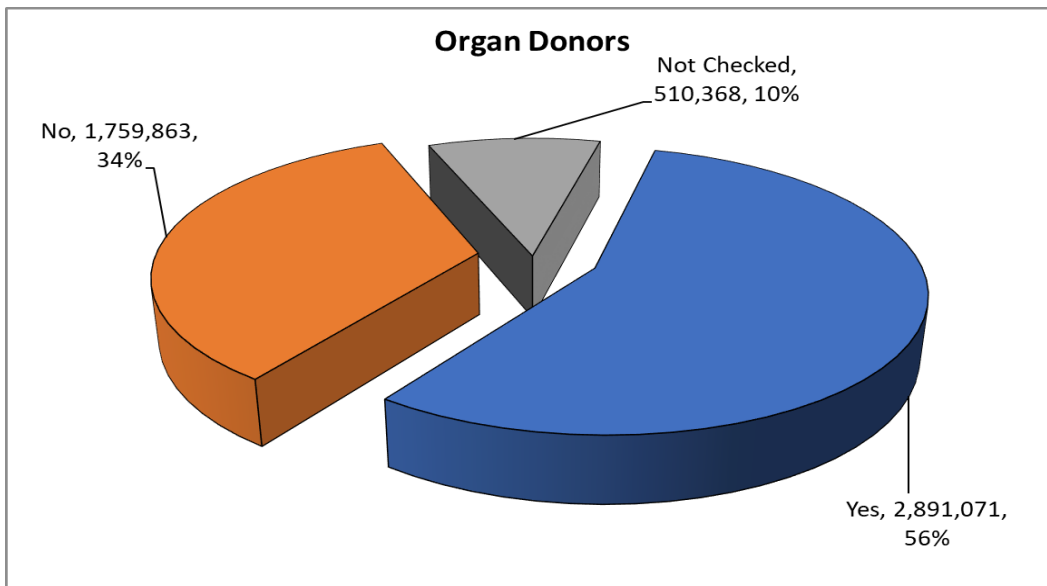
Anyone can be an organ donor. The Anatomical Gift Act in [s.157.06\(2\)](#) requires persons 15 and one-half years of age or older to indicate if they wish to be a donor.

Bureau of Driver Services

(608) 266-2353

Email: [Wisconsin DMV email service](#)

Or visit: [donatelifewisconsin.org/](#)



NOTE: Does not include under 18-years old or "NON" records  
Source: Bureau of Driver Services, YRDONOR Report

## 2021 Facts and Figures

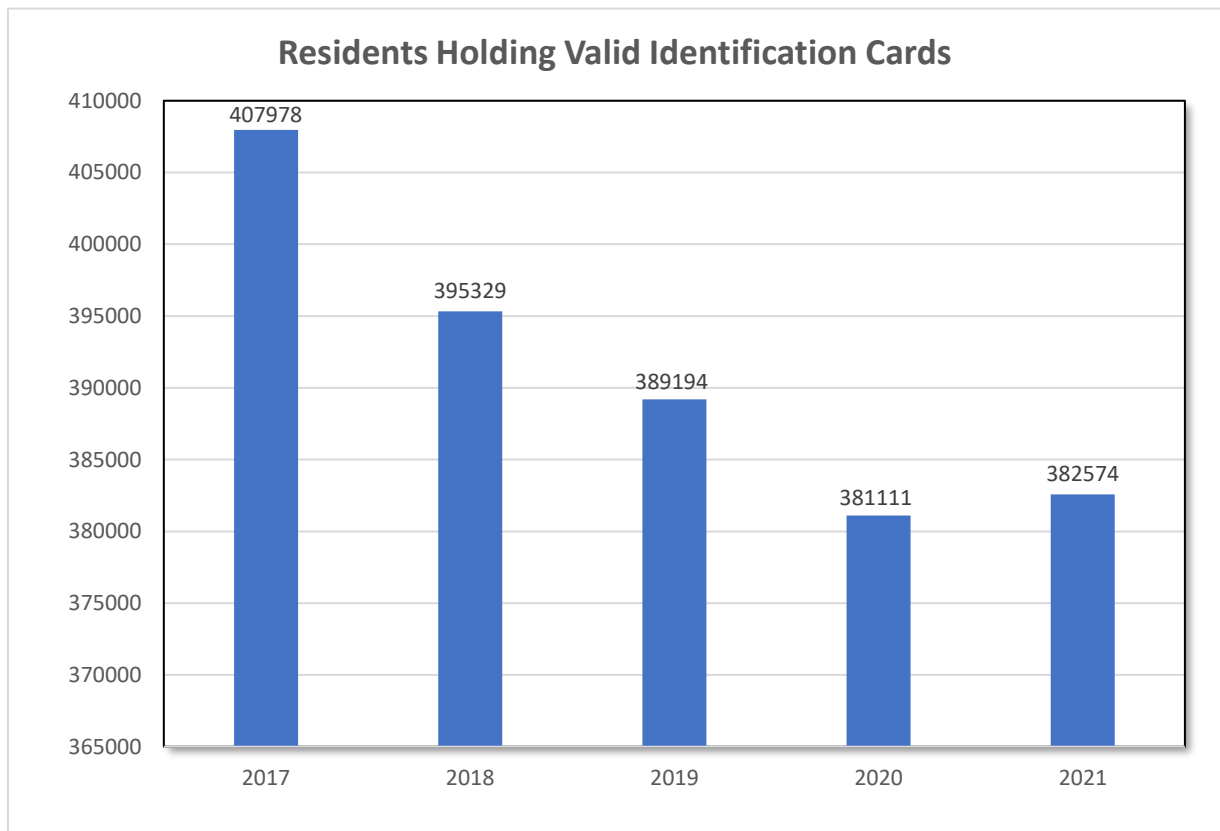
---

### Photo Identification Card (ID)

Any Wisconsin resident who does not presently hold a valid driver license (from Wisconsin or another jurisdiction) may apply for an ID card. You may not hold a valid driver license and an ID card at the same time. If you hold a valid driver license and wish to obtain an ID card, you will be required to surrender your driver license and driving privilege. There is no age limit to apply for an ID card.

For more information: [Obtaining an identification \(ID\) card](#)

Bureau of Field Services  
Technical and Training Services Section  
(608) 266-8686  
or any local [DMV Customer Service Center](#)



Source: Bureau of Driver Services, Photo Identification Card Statistics

## 2021 Facts and Figures

---

### Valid ID Cards by County

COUNTY	Male	Female	Total
ADAMS	556	531	1,087
ASHLAND	463	496	959
BARRON	1,111	1,107	2,218
BAYFIELD	267	281	548
BROWN	8,526	8,510	17,036
BUFFALO	207	222	429
BURNETT	412	402	814
CALUMET	647	742	1,389
CHIPPEWA	1,700	1,229	2,929
CLARK	930	817	1,747
COLUMBIA	1,321	1,131	2,452
CRAWFORD	405	385	790
DANE	15,643	15,625	31,268
DODGE	2,044	1,884	3,928
DOOR	522	547	1,069
DOUGLAS	1,826	1,690	3,516
DUNN	799	807	1,606
EAU CLAIRE	2,675	2,447	5,122
FLORENCE	86	81	167
FOND DU LAC	2,741	2,784	5,525
FOREST	241	235	476
GRANT	904	924	1,828
GREEN	686	712	1,398
GREEN LAKE	412	484	896
IOWA	372	366	738
IRON	152	135	287
JACKSON	748	543	1,291
JEFFERSON	1,821	1,780	3,601
JUNEAU	869	704	1,573
KENOSHA	6,485	6,307	12,792
KEWAUNEE	279	280	559
LA CROSSE	3,155	3,118	6,273
LAFAYETTE	313	250	563
LANGLADE	447	539	986
LINCOLN	660	659	1,319
MANITOWOC	2,298	2,362	4,660
MARATHON	2,998	2,994	5,992
MARINETTE	1,169	1,076	2,245
MARQUETTE	352	357	709

## 2021 Facts and Figures

---

COUNTY	Male	Female	Total
MENOMINEE	411	355	766
MILWAUKEE	64,417	69,151	133,568
MONROE	1,281	1,153	2,434
OCONTO	631	609	1,240
ONEIDA	680	746	1,426
OUTAGAMIE	3,871	3,826	7,697
OZAUKEE	1,013	1,460	2,473
PEPIN	126	101	227
PIERCE	642	593	1,235
POLK	788	754	1,542
PORTAGE	1,355	1,349	2,704
PRICE	241	282	523
RACINE	8,387	8,608	16,995
RICHLAND	345	380	725
ROCK	7,011	6,257	13,268
RUSK	350	350	700
SAUK	1,711	1,639	3,350
SAWYER	482	446	928
SHAWANO	943	965	1,908
SHEBOYGAN	3,251	3,320	6,571
ST. CROIX	1,256	1,227	2,483
TAYLOR	308	303	611
TREMPEALEAU	1,044	883	1,927
UNKNOWN	1,645	2,202	3,847
VERNON	512	522	1,034
VILAS	466	463	929
WALWORTH	2,385	2,451	4,836
WASHBURN	350	366	716
WASHINGTON	1,912	2,366	4,278
WAUKESHA	5,383	7,038	12,421
WAUPACA	1,117	1,046	2,163
WAUSHARA	638	598	1,236
WINNEBAGO	4,940	4,297	9,237
WOOD	1,809	1,982	3,791
<b>Totals</b>	<b>188,943</b>	<b>193,631</b>	<b>382,574</b>

Includes all types of status except those which expired prior to 12/01/20

Source: Bureau of Driver Services, TSO Report YRIDCARD



## 2021 Facts and Figures

---

### Demerit Points

Persons who accumulate 12 or more demerit points in any one-year period may be subject to a driver license suspension. The points are counted by date of violation. Offenses include:

- Speeding
- Failure to obey a sign
- Failure to yield right of way
- Other moving traffic violations

Suspension of driving privilege

The type of driver license you have determines the requirements and timeframe of a suspension:

If you have a probationary driver license, instruction permit or have never been issued a license:

12-30 points assessed – 6 month suspension

More than 30 points assessed – 1 year suspension

If you have a regular driver license including a commercial driver license (CDL):

12-16 points assessed – 2 month suspension

17-22 points assessed – 4 month suspension

23-30 points assessed – 6 month suspension

More than 30 points assessed – 1 year suspension

Bureau of Driver Services  
DMV Communication Center Section  
(608) 264-7447  
Email: [Wisconsin DMV email service](#)

# 2021 Facts and Figures

---

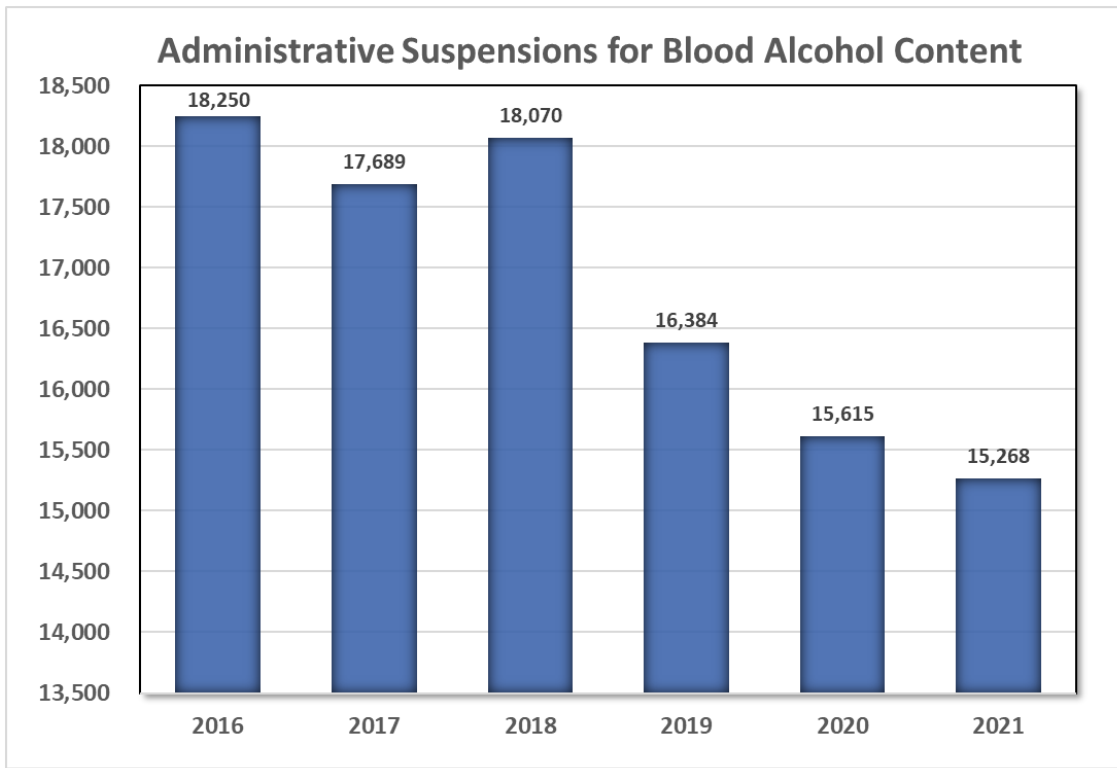
## Administrative Suspension: Alcohol Concentration

The administrative suspension law provides for the withdrawal of a person’s operating privilege if he or she is arrested for operating a motor vehicle with a prohibited alcohol concentration, submits to chemical testing and fails the test.

The arresting officer issues a notice of intent to suspend.

The driver has 10 days to request a review of the suspension. If no review is requested, or if a review is held and the outcome goes against the person, the suspension will take effect 30 days after the notice date on the Notice of Intent to Suspend form.

Bureau of Driver Services  
Citations and Withdrawals Section  
(608) 261-0127  
Email: [AdminSuspensions.dmv@dot.wi.gov](mailto:AdminSuspensions.dmv@dot.wi.gov)



Source: Bureau of Driver Services

## 2021 Facts and Figures

---

### Alcohol/Drug Review

An alcohol or drug assessment is an interview between a driver and an alcohol and other drug abuse (AODA) assessor. The assessor identifies the driver's alcohol/drug use. As part of the assessment, the assessor develops a driver safety plan for the driver. There were 26,515 assessments and 18,832 completions in 2021.

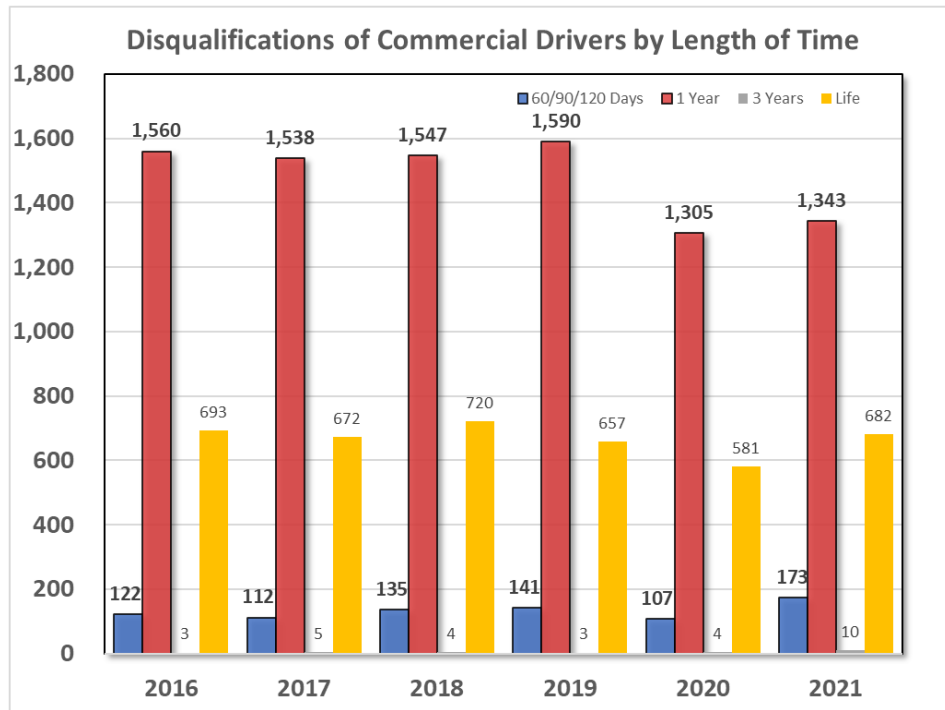
Bureau of Driver Services  
Citations and Withdrawals Section  
(608) 261-8202  
Email: [dotdmvadru@dot.wi.gov](mailto:dotdmvadru@dot.wi.gov)

# 2021 Facts and Figures

## Disqualification

Disqualification means the withdrawal of a person’s privilege to operate a commercial motor vehicle because of certain offenses committed by the person. Effective September 30, 2005, disqualifications apply to Commercial Motor Vehicle privileges for offenses committed in a Commercial Motor Vehicle or a Non-Commercial Motor Vehicle when the violation is classified as a major or serious traffic violation.

Bureau of Driver Services  
DMV Communication Center Section  
(608) 266-2261  
Email: [Wisconsin DMV email service](mailto:Wisconsin DMV email service)



Source: Bureau of Driver Services, Citations and Withdrawals Section - TSO Report: WDRLWEEK

# 2021 Facts and Figures

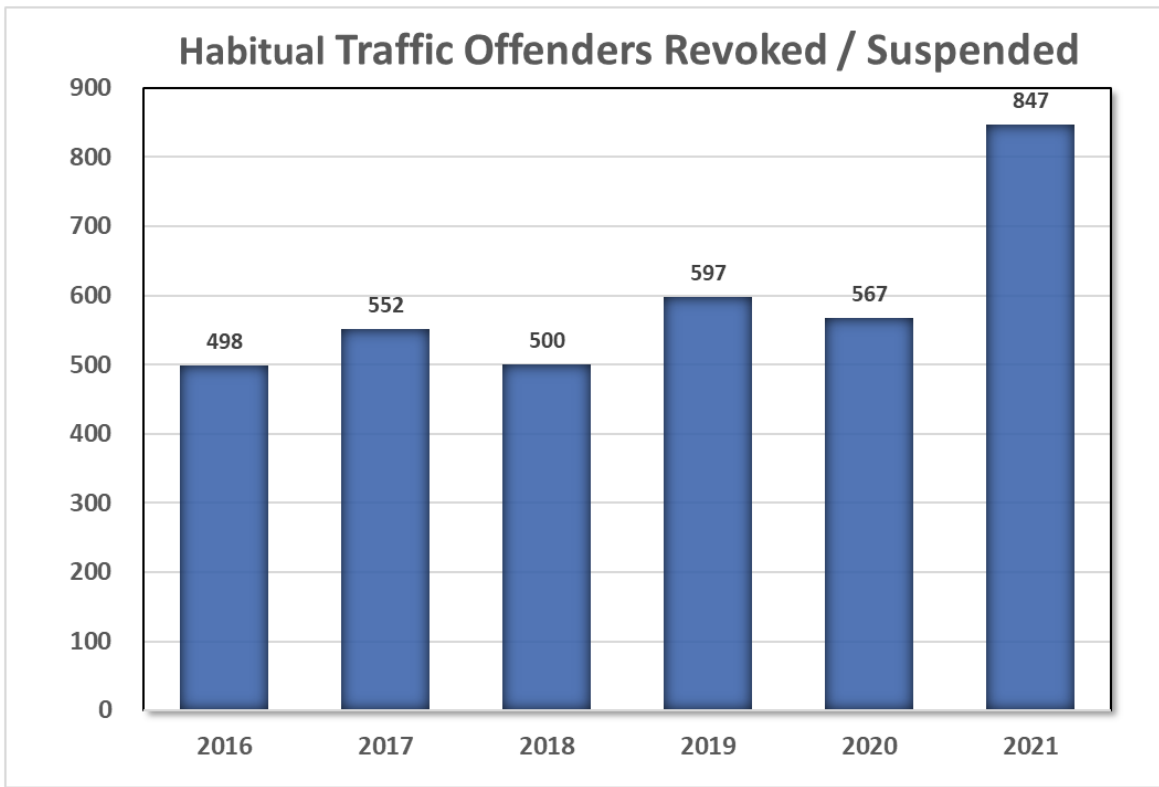
---

## Habitual Traffic Offender

Persons who accumulate four major traffic convictions, (including those from other jurisdictions) or a combination of 12 minor and major convictions in a five-year period are identified as habitual traffic offenders. Major offenses include:

- Operating while under the influence
- Eluding an officer
- Reckless driving

Bureau of Driver Services  
DMV Communication Center  
(608) 266-2261  
Email: [Wisconsin DMV email service](#)



Source: Bureau of Driver Services, Report #P7011924-2

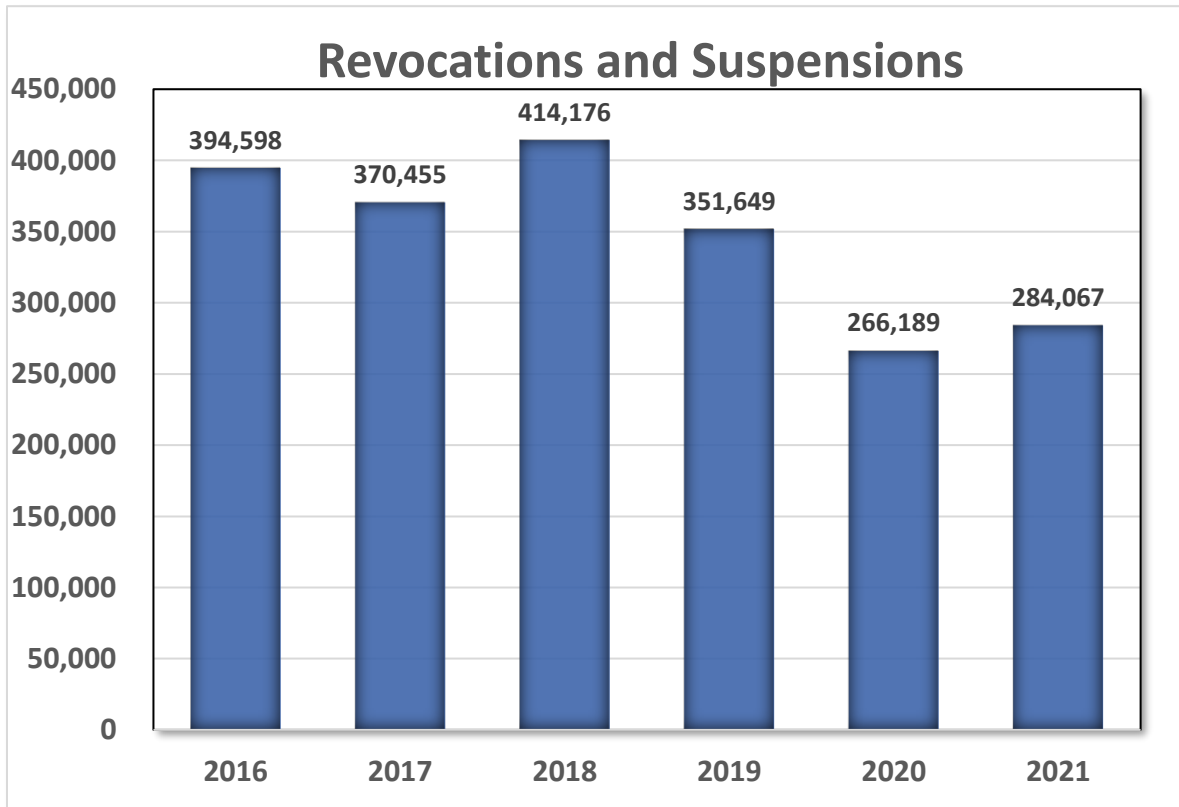
# 2021 Facts and Figures

---

## Revocations and Suspensions

Revocations and suspensions are the two most common actions taken to withdraw a driver’s operating privilege. Suspension is the more lenient action and means the privilege is put on hold for a given time. Revocation means complete termination of the driving privilege.

Bureau of Driver Services  
DMV Communication Center  
(608) 266-2261  
Email: [Wisconsin DMV email service](mailto:Wisconsin DMV email service)



Source: Bureau of Driver Services, Citations and Withdrawals Section

## 2021 Facts and Figures

### Revocations or Suspensions by Reason of Conviction

Rank	Charge	Quantity	% of Total
1	FPF Failure to pay forfeiture	123,589	43.51%
2	DR Driver record	51,321	18.07%
3	OWI Operating under influence of intoxicant or con. sub.	24,106	8.49%
4	BAC Blood alcohol concentration	15,268	5.37%
5	NCI Noncompliance with Assessment Interview	11,610	4.09%
6	INC Insurance Cancelled	7,654	2.69%
7	FCC Failure to complete course	7,644	2.69%
8	SE Speeding excess	5,477	1.93%
9	FPJ Failure to pay forfeiture-juvenile	4,997	1.76%
10	FPS Failure to pay support	3,937	1.39%
11	NCP Noncompliance with Driver Safety Plan	3,816	1.34%
12	IC Implied consent	3,776	1.33%
13	DQF Disqualification	2,686	0.95%
14	OWS Operating while suspended	2,562	0.90%
15	LR1 Lifetime revocation 1	2,381	0.84%
16	DJN Damage judgment accruing from negligent operation	1,908	0.67%
17	PAC Prohibited Alcohol Concentration	1,871	0.66%
18	SRR Safety Responsibility suspension of registration and operating privilege	1,844	0.65%
19	SR Safety Responsibility - suspension	1,190	0.42%
20	AEO Attempt to elude officer	953	0.34%
21	HTO Habitual traffic offender	847	0.30%
22	UAL Underage alcohol	837	0.29%
23	OAR Operating after revocation	633	0.22%
24	VUF Vehicle used in commission of felony	552	0.19%
25	T Truancy	409	0.14%
26	DPI DJN default on PIAG	286	0.10%
27	SVO Serious violation-occupational license	265	0.09%
28	OII Operating while intoxicated causing injury	225	0.08%
29	JA Juvenile alcohol	166	0.06%
30	UAO Underage alcohol operation	152	0.05%
31	FSA Failure to stop after accident	143	0.05%
32	SDD SRR default on installment	86	0.03%
33	NCT Noncompliance Pay Treatment Fee	77	0.03%
34	OCS Operating while intox.-controlled substance	73	0.03%
35	DCI DJN default on CIAG	58	0.02%
36	INF Insurance Filed	54	0.02%
37	SRD SR default on installment	53	0.02%
38	JCS Juvenile controlled substances	49	0.02%
39	CWI Commercial operating while intoxicated	43	0.02%
40	FYR Failure to yield right of way	40	0.01%
41	S Speeding	40	0.01%
42	GBH Great bodily harm	39	0.01%

## 2021 Facts and Figures

43	OWL	Operating without driver license	39	0.01%
44	D	Drug convictions	33	0.01%
45	NHI	Negligent homicide intoxicated	30	0.01%
46	NCF	Noncompliance with Assessment Fee	28	0.01%
47	NH	Negligent homicide	21	0.01%
48	RD	Reckless driving	17	0.01%
49	OSS	SR out of state	16	0.01%
50	DWS	Driving on wrong side of highway	14	0.00%
51	FOS	Failure to obey traffic sign or signal	14	0.00%
52	CAC	Commercial administrative suspension	13	0.00%
53	LR2	Lifetime revocation 2	12	0.00%
54	RHT	Repeat HTO	12	0.00%
55	SI	Speeding intermediate	11	0.00%
56	CNI	Compulsory insurance - no insurance	7	0.00%
57	FA	Falsified application	6	0.00%
58	ICU	Implied consent underage	6	0.00%
59	OSJ	Out of state judgment certified by state	6	0.00%
60	FVC	Failure to keep vehicle under control	5	0.00%
61	IS	Imprudent speed	5	0.00%
62	CNP	Compulsory insurance - no proof	4	0.00%
63	HWI	Haz commercial operating while intoxicated	4	0.00%
64	IIV	Intoxicant in vehicle carrying underage person	4	0.00%
65	PI	Passing illegally	4	0.00%
66	BI	Backing illegally	3	0.00%
67	FD	Found delinquent	3	0.00%
68	FSU	Failure to stop after accident-unattended vehicle	3	0.00%
69	IL	No or improper lights	3	0.00%
70	CVF	Commercial Vehicle used in Commission of Felony	2	0.00%
71	DLT	Deviating from lane of traffic	2	0.00%
72	DS	Defective speedometer	2	0.00%
73	FRA	Failure to report accident	2	0.00%
74	IDT	Ignition/immobilization device	2	0.00%
75	IUL	Illegal use of operator's license	2	0.00%
76	ORS	Operating while Registration Suspended	2	0.00%
77	CCS	Commercial OWI-controlled substance	1	0.00%
78	CIC	Commercial implied consent	1	0.00%
79	CII	Commercial OWI causing injury	1	0.00%
80	CSE	Commercial speeding excess (20 or more over)	1	0.00%
81	DSP	Duty upon striking property	1	0.00%
82	FFS	Failure to fasten seat belt	1	0.00%
83	HAC	Haz commercial admin. suspension	1	0.00%
84	IP	Improper plates	1	0.00%
85	OT	Obstructing traffic	1	0.00%
86	R	Racing	1	0.00%
87	UID	Underage ID	1	0.00%



## 2021 Facts and Figures

---

88	UV	Unregistered vehicle	1	0.00%
89	VOR	Violation of restriction	1	0.00%

Total	284,067
-------	---------

\*The total includes all revocations and suspensions for both in-state and out-of-state residents.

Source: WISDOT/DMV - Bureau of Driver Services - Report No. WDRLSUM

### Revocation and Suspension Reinstatement

In most cases, after the period of suspension or revocation expires, and all other eligibility requirements have been met, a person may either pay the \$60 or \$200 reinstatement fee online by visiting <https://wisconsin.gov/Pages/online-srvcs/check-elig/eligibility.aspx>, mail the reinstatement fee to the DMV or go to a DMV Customer Service Center to pay the reinstatement fee. DMV will replace the license, if necessary.

A person whose license was suspended must also pay the appropriate renewal fee if their license has expired.

A person whose license was revoked must complete an application for reinstatement and take any required tests.

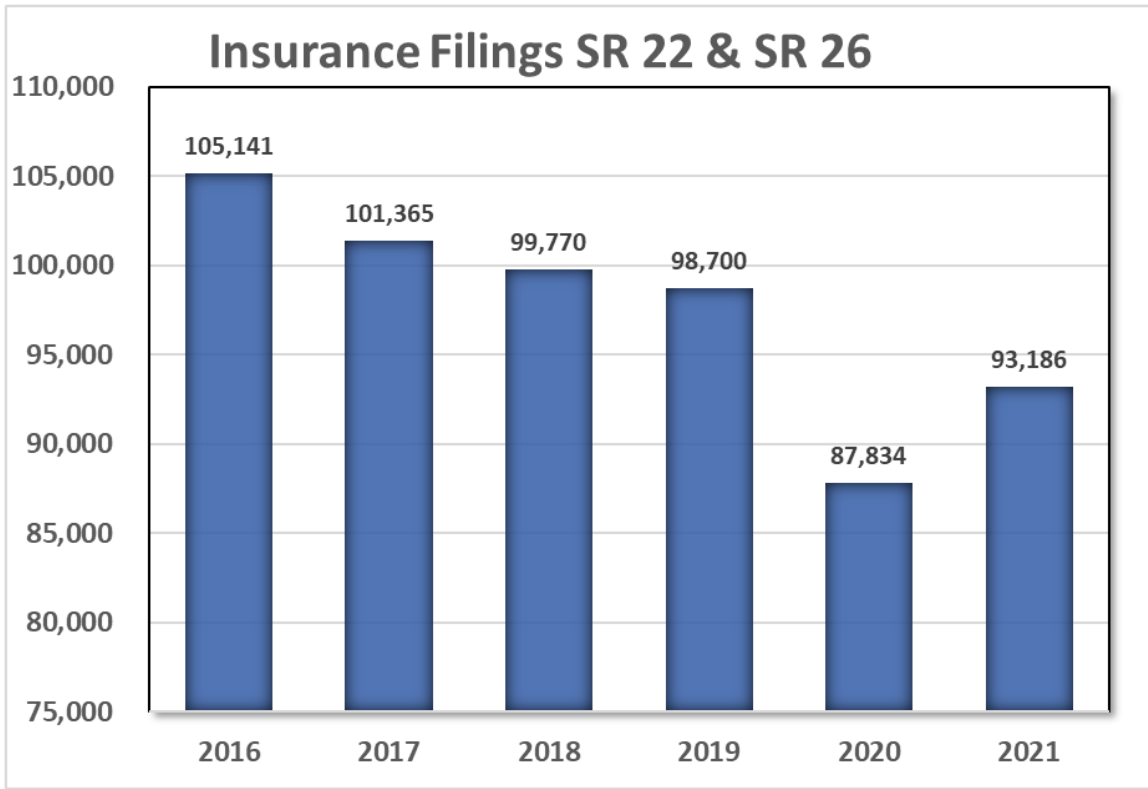
Except for a person revoked for a first offense of OWI and non-compliance with alcohol assessment or driver safety plan, a person whose driving privilege is revoked must file proof of financial responsibility with the division continuously for three years following the end of the withdrawal period.

Proof of financial responsibility is usually a certificate (SR-22) issued by an insurance company licensed to do business in Wisconsin. The SR-22 must certify that the person has liability insurance in the amounts of at least \$25,000 and \$50,000, for personal injury or death and \$10,000 for property damage. A person can also post a bond or make a cash deposit for these amounts with DMV.

The SR26 is the Notice of Cancellation of the SR22

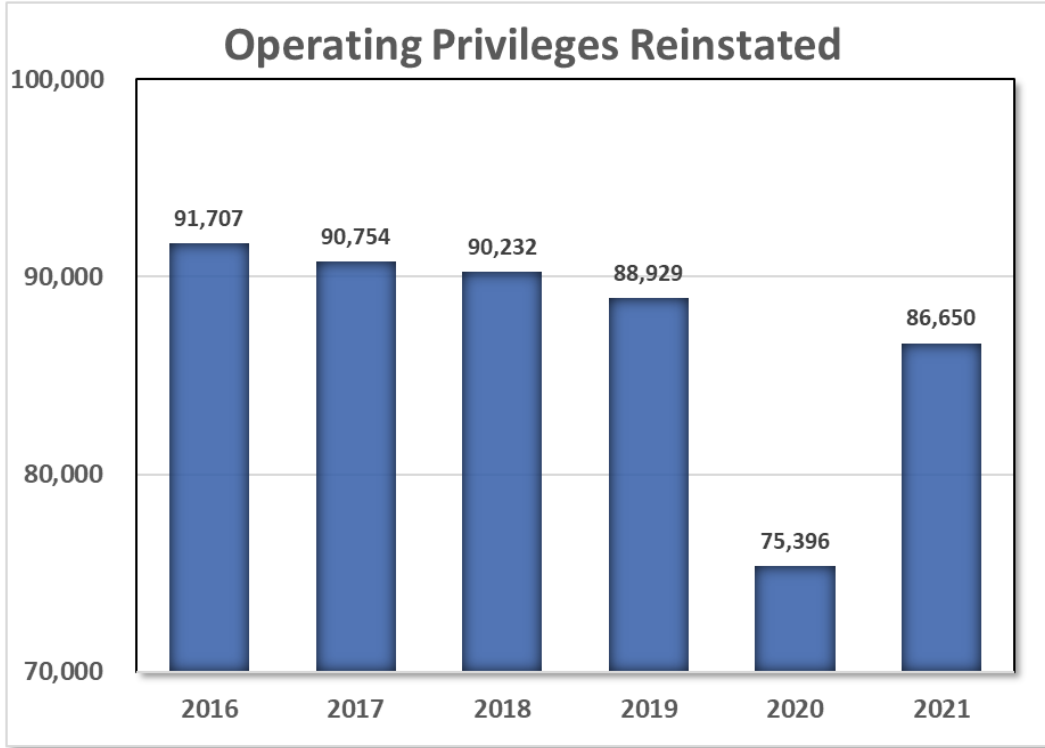
## 2021 Facts and Figures

---

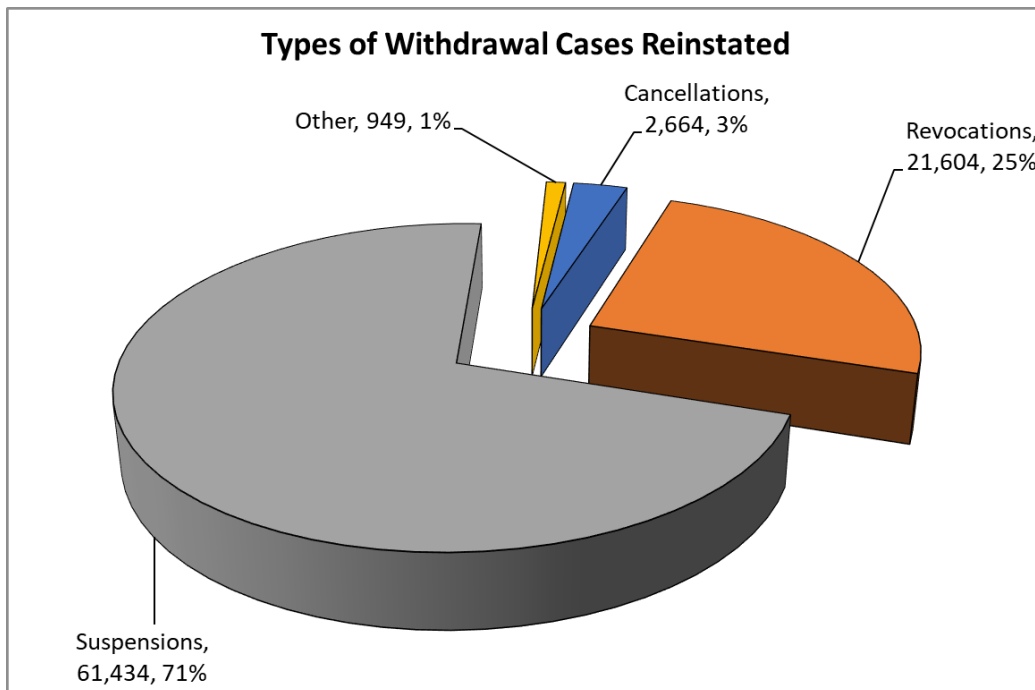


Source: Bureau of Driver Services, Weekly Workload Report

# 2021 Facts and Figures



Source: Bureau of Driver Services, Weekly Workload Report



Source: Bureau of Driver Services, Weekly Workload Report

## 2021 Facts and Figures

---

### Traffic Safety Programs

The DMV, along with the Wisconsin Technical College System (WTCS), administers traffic safety courses to assist individuals in modifying their driving behavior. The courses include:

- Traffic Safety School (TSS) course which reviews basic safe driving concepts
- Group Dynamics course designed for drivers who have been convicted of operating while intoxicated (OWI), and are assessed to demonstrate irresponsible use
- Multiple Offender Program (MOP) course for drivers who have been convicted of OWI more than once and are assessed to demonstrate irresponsible use
- Basic Rider & Experienced Rider courses (see “Motorcycle License—Class M”)

Bureau of Driver Services  
(608) 266-7386

# 2021 Facts and Figures

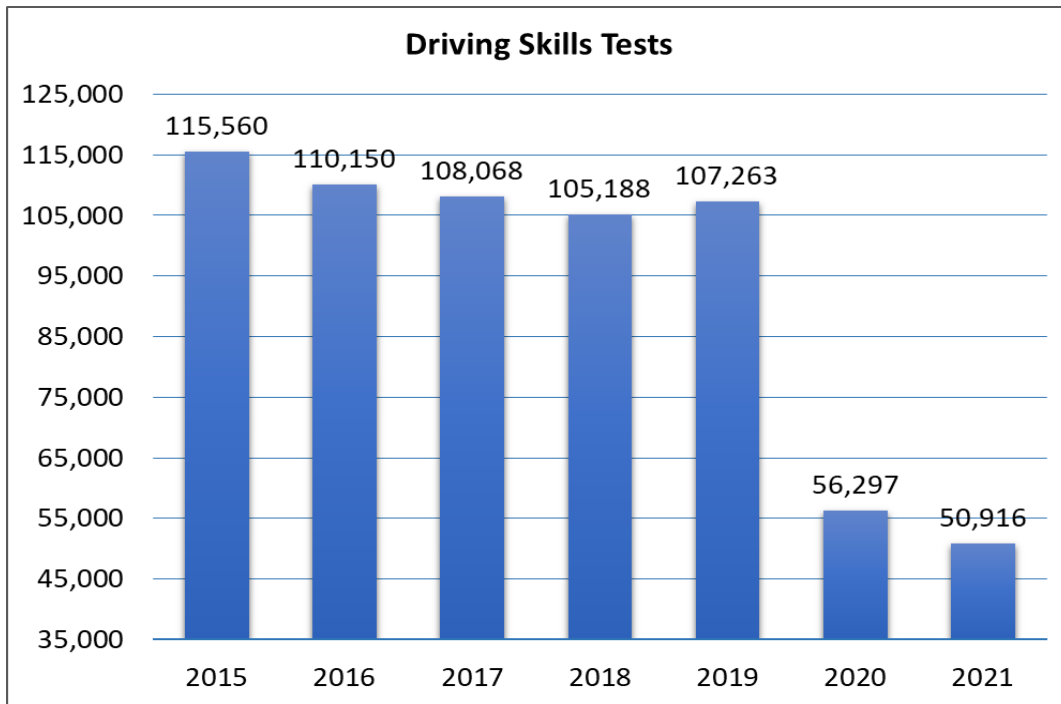
## Driving Skills Test

Anyone applying for the following licenses are required to take a driving skills test:

- an original Class D operator’s license (auto and small trucks)
- an original Class A, B, or C commercial operator’s license
- an original P (passenger) endorsement to operate large motor buses
- an original or renewal S (school bus) endorsement to operate any school bus
- renewal or reinstatement of a license not valid more than eight years
- a restricted juvenile license
- a special restricted license
- an original Class M (motorcycle) license (unless they complete a Basic Motorcycle Rider course)

Tests may be waived for drivers with a valid out-of-state license and for drivers who have had a valid license within the last eight years. DMV may require a driving skills test whenever it has good cause to question a person’s ability to operate a motor vehicle safely due to a physical or medical disability. DMV Customer Service Centers do not conduct any CDL skills tests.

Bureau of Field Services  
Technical and Training Services Section  
(608) 266-8686  
or any local [DMV Service Center](#)



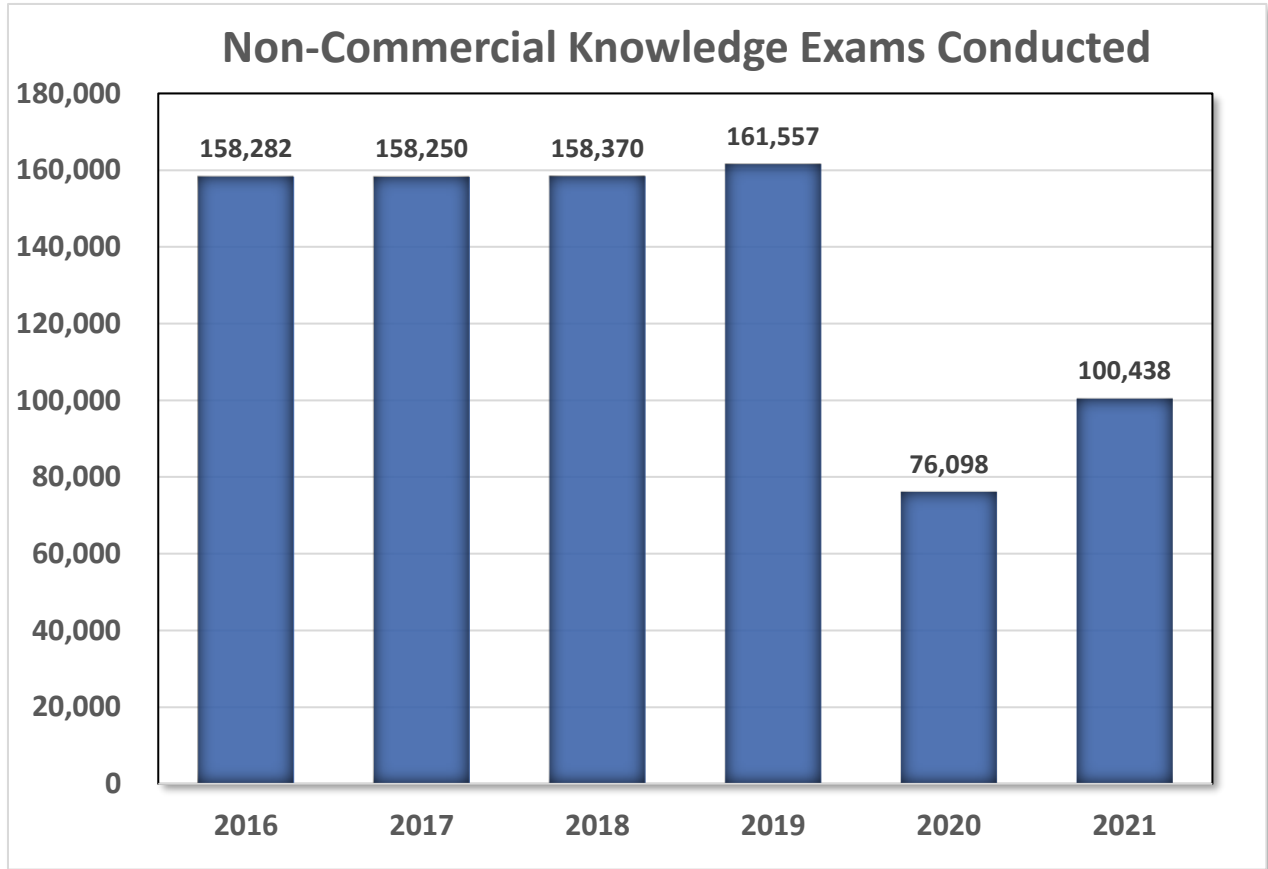
Source: Bureau of Field Services, 3089 Annual Report

# 2021 Facts and Figures

---

## Driver License Knowledge Exam

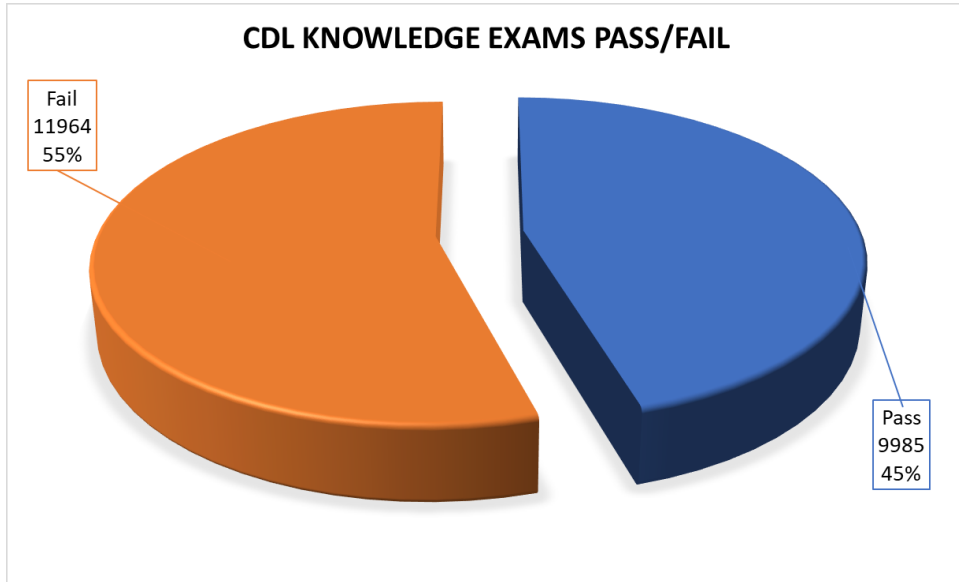
DMV uses knowledge exams to test applicants' ability to recognize highway signs and knowledge of traffic laws and safe-driving practices.



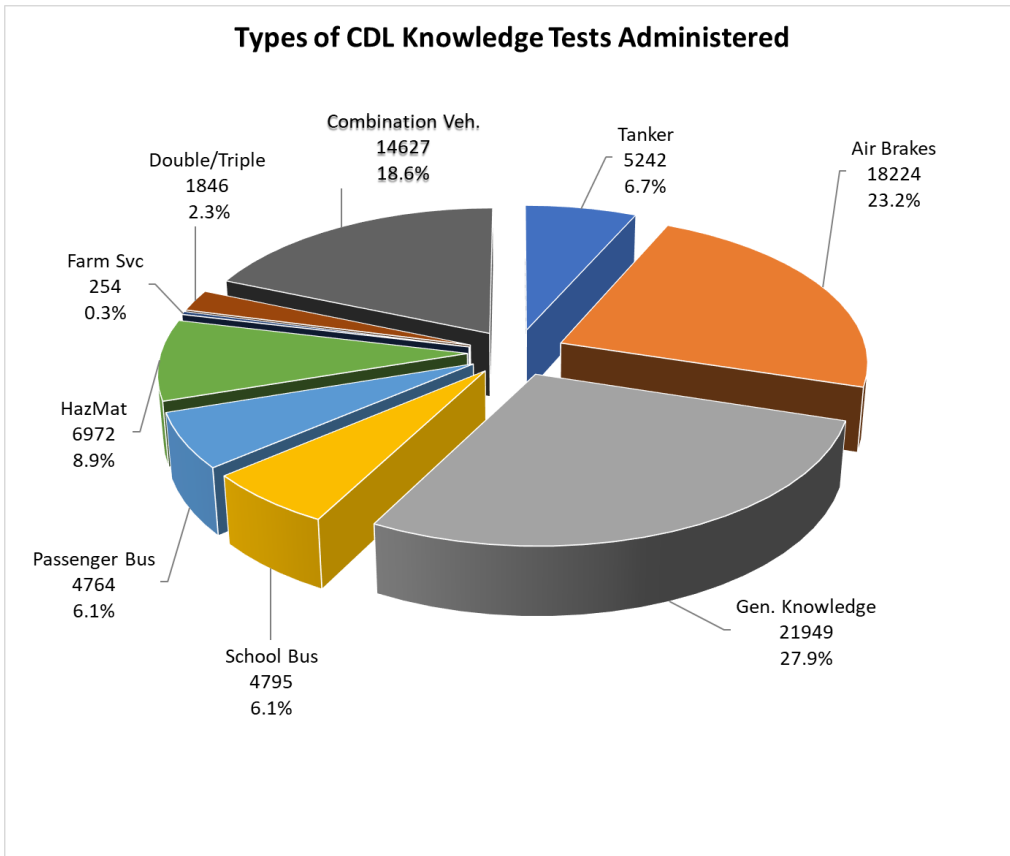
Source: Bureau of Field Services, 3089 Annual Report

# 2021 Facts and Figures

## Commercial Driver License Tests



Source: Bureau of Field Services, 3089 Annual Report



Source: Bureau of Field Services, 3089 Annual Report



## 2021 Facts and Figures

---

### Third Party Testing

As authorized by s. [343.02](#), 3<sup>rd</sup> Party CDL examiners are authorized persons, other than employees of the department, to conduct the commercial driver license skills tests required of commercial driver license applicants. Authority to administer CDL skills tests is granted only to third party testers under agreement with the department and utilizing third party examiners recognized and deemed qualified by the department.

Bureau of Driver Services  
CDL Third Party Audit Program  
[dotdmvcdlunit@dot.wi.gov](mailto:dotdmvcdlunit@dot.wi.gov)

## 2021 Facts and Figures

---

### Administrative Rules in Calendar 2021

#### [Trans 154](#) - Vehicle Odometer Disclosure Requirements

Rob Combs (Driver related Rules) -- (608) 266-1449

Reed McGinn (Vehicle related Rules) -- (608) 266-7857

### New Laws in Calendar Year 2021

[Act 64](#) – relating to: motor vehicle instruction permit and probationary license eligibility, duration, and behind-the-wheel driving requirements.

[Act 108](#) - relating to: operation of unregistered vehicles.

[Act 115](#) – relating to: traffic violations when emergency or roadside response vehicles are present

Rob Combs - (608) 266-1449

Reed McGinn - (608) 266-7857

## 2021 Facts and Figures

### Transportation Fund Revenue

<u>Acct Code</u>	<u>Obj. Code</u>	<u>ITEM</u>	<u>FY 2018</u>	<u>FY 2019</u>	<u>FY 2020</u>	<u>FY 2021</u>
4652000	7209	Counter Service Fees	3,242,667	3,070,593	2,322,777	522,287
4655000	7210	Registration Fees (1)	399,078,289	392,571,864	513,610,333	611,457,379
4668000	7228	Permit Fees - Heavy Trucks	84,688	85,591	81,955	85,628
4656000	7239	Dealers - Electronic filing fee	55,712	55,443	58,628	39,128
4656000	7249	Dealers - Surcharge fee	48,918	63,050	90,823	67,417
4656000	7211	Dealer License Fees	728,014	764,870	786,405	917,303
4670000	7235	Federal Security Verification Fee	11,377,845	11,880,662	11,823,136	12,490,115
4658000	7212	Fast Service Fees	75,626	85,599	101,889	155,546
4660000	7213	Domestic IRP	31,406,239	33,355,268	38,588,892	36,224,414
4662000	7214	Foreign IRP (2)	39,001,160	44,432,605	48,333,569	45,795,823
4668000	7220	Permit Fees	0	0	0	0
4685000	9308	Motor Carrier Filing Fee	260,050	251,950	244,850	283,050
4668000	7225	Unified Carrier Registration Fee-max floor to hold (4)	2,093,461	2,138,295	2,343,680	2,196,680
4729000	7218	Supplemental Title Fees	7,135,915	7,045,593	7,016,136	8,223,819
4665000	7215	Traffic Violation & Reg. Fees	392,305	280,690	170,653	120,584
4655000	7229	Telephone Access Fees	19,076	16,570	23,032	34,534
4670000	7230	Driver License Fees	28,507,326	28,683,758	27,220,714	28,184,404
4675000	7008	Occupational License Fees	670,288	649,200	533,397	492,042
4655000	7231	Handicapped Cards	265,941	281,994	250,506	199,233
4670000	7232	Financial Reinstatement	0	0	0	0
4655000	9065	Registration Reinstatement Fee	164,663	162,520	170,873	185,445
5080000	9309	Driver Abstract Fees	17,140,914	16,241,657	14,413,758	16,255,710
5080000	9310	Registration Abstract Fees	226,943	266,946	298,816	383,558
5000000	9400	Sales to Others	4,977	2,300	2,901	0
4690000	9690	Oversize/Overweight Fees	6,691,064	6,849,053	6,919,302	6,941,224
5240000	9060	Salvage Vehicle Inspection Fee	379,747	414,092	313,571	324,454
		<b>Total</b>	<b>549,051,827</b>	<b>549,650,163</b>	<b>675,720,595</b>	<b>771,579,776</b>

(1) Registration Fees include registration, hybrid, electric, title, lien and late fees

(2) IRP Foreign Fees are overstated by \$38,550,348 because of a transfer of funds from the IRP clearing account

The Bonding Program was expanded in October 2003 to include additional revenue sources. The following amounts were retained by the Trustee for the Bonding Program

(3) Revenues reported are excluding any refunds issued

(4) Over cap because JAN2019 fee booked in FY20.

### Motor Carriers

#### Heavy Vehicle Use Tax (HVUT)

Heavy Vehicle Use Tax (HVUT) is an annual tax assessed by the Federal Internal Revenue Service (IRS) on vehicles operating on public highways at a gross weight of 55,000 lbs. and greater.

Although the tax has been in effect since 1954, the federal government held the states responsible for enforcement beginning in October 1985. The federal government distributes revenues back to states for highway construction and maintenance.

Bureau of Vehicle Services

Interstate -- (608) 266-9900

Intrastate -- (608) 264-7447

# 2021 Facts and Figures

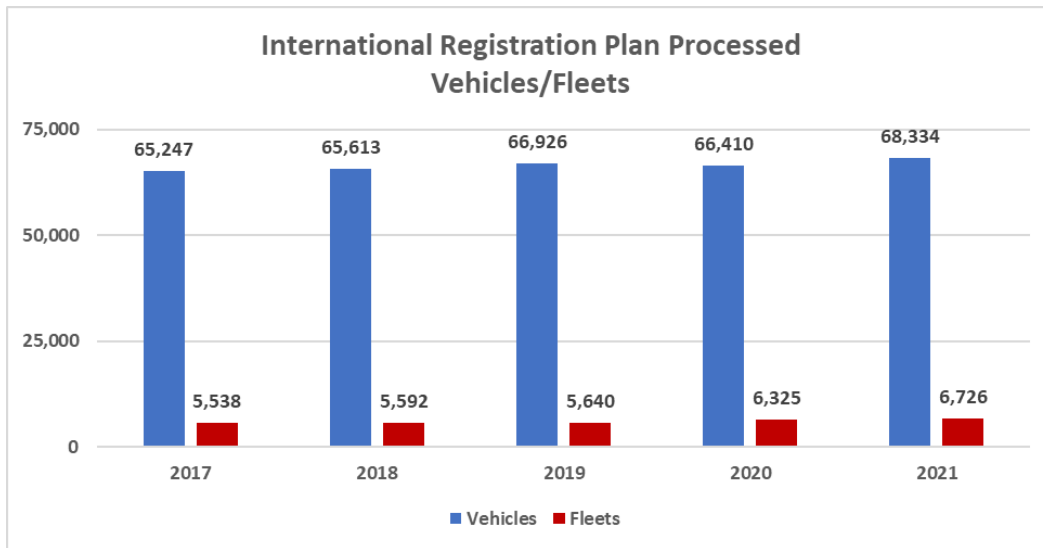
## International Registration Plan (IRP)

The International Registration Plan (IRP) is a vehicle registration system which registers interstate motor carrier vehicles for all participating jurisdictions in by filing one application with their 'base' or home state. Registration fees are calculated on the percentage of miles a carrier travels in each jurisdiction. The base jurisdiction collects the fees for all jurisdictions where the carrier operates and forwards the fees to those jurisdictions. The carrier is issued one license plate and cab card for each vehicle. The cab card lists all jurisdictions and the registered weight. IRP registration is valid for both interstate and intrastate operations.

Bureau of Vehicle Services  
Motor Carrier Services Section  
Motor Carrier Registration Unit

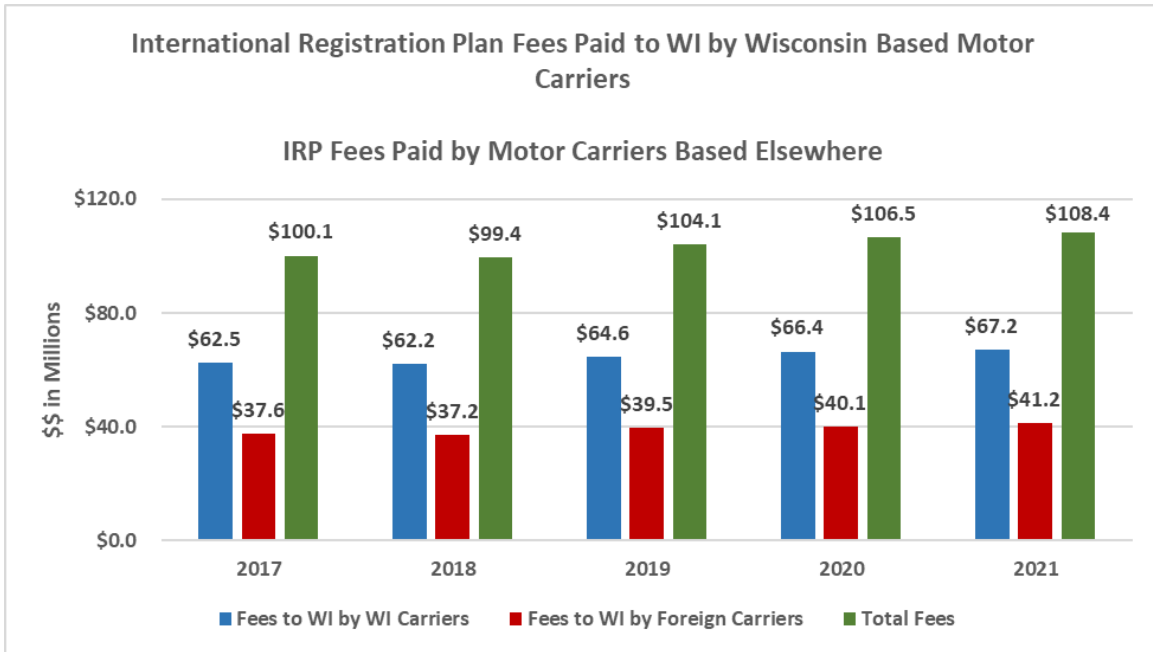
Hotline: (608) 266-9900  
Email: [irp-ifta@dot.wi.gov](mailto:irp-ifta@dot.wi.gov)

Dustin Sweeny, Section Chief  
(608) 261-8206  
Email: [dustin.sweeny@dot.wi.gov](mailto:dustin.sweeny@dot.wi.gov)



Source: WISCRS database

## 2021 Facts and Figures



Source: WISCRS Database

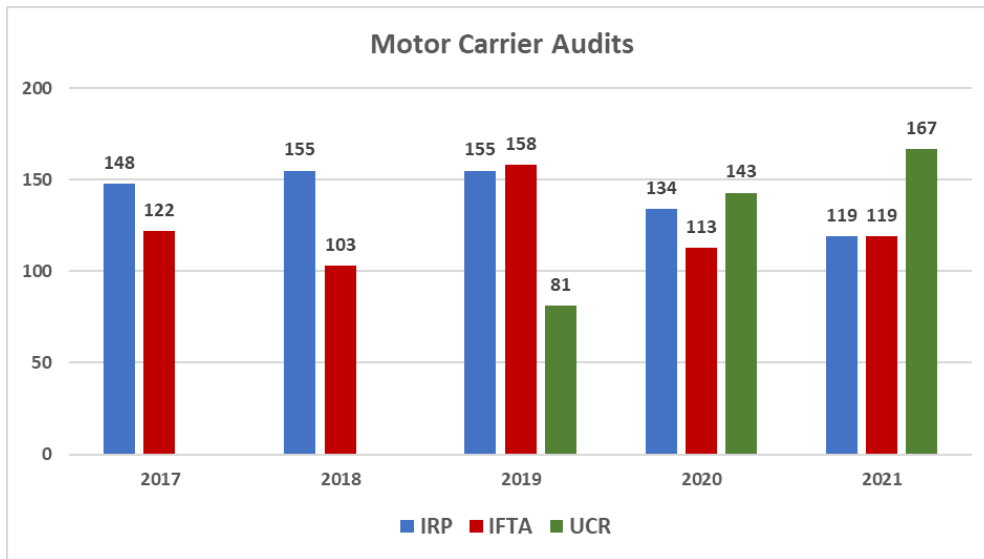
# 2021 Facts and Figures

---

## Motor Carrier Audit

Wisconsin based motor carriers licensing their vehicles under the International Registration Plan (IRP), International Fuel Tax Agreement (IFTA) and Unified Carrier Registration (UCR).

Bureau of Vehicle Services  
Motor Carrier Services Section  
Fuel Tax and Registration Audit Unit  
Justin Litscher  
(608) 264-7239  
Email: justinelitscher@dot.wi.gov



Source: Work Unit Statistics

*NOTE: No UCR Audits were performed before 2019 as it was a new requirement, and we did not have the authority to perform them until 2019.*

# 2021 Facts and Figures

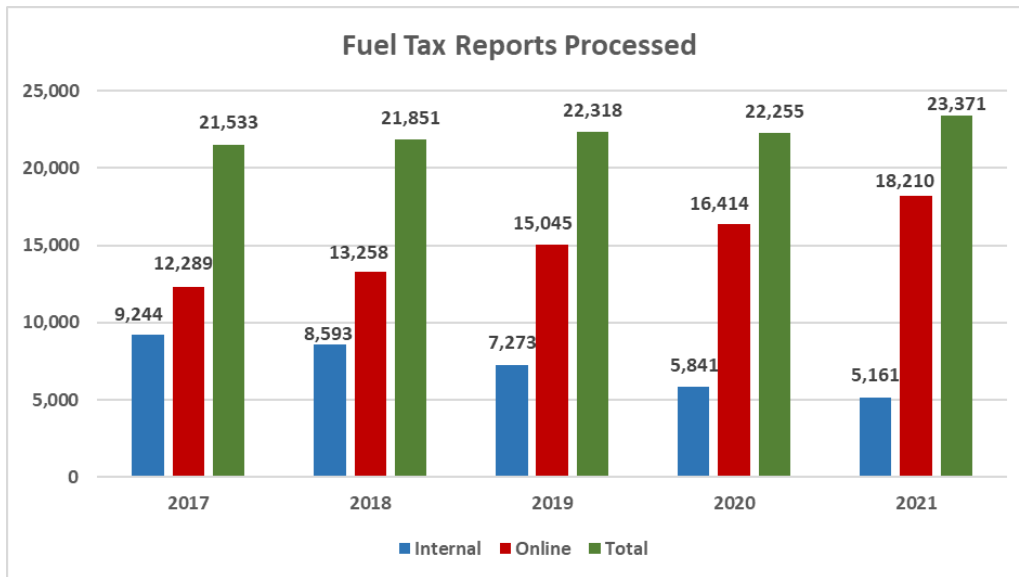
## Motor Carrier Fuel Tax

Fuel tax is collected at the pump (retail sales), through payments made to the Wisconsin Department of Revenue as bulk fuel is used, or when the motor carrier files quarterly fuel tax reports with the Department of Transportation.

Bureau of Vehicle Services  
Motor Carrier Services Section  
Motor Carrier Registration Unit

Hotline: (608) 266-9900  
Email: [irp-ifta@dot.wi.gov](mailto:irp-ifta@dot.wi.gov)

Arnold Kriebs, Motor Carrier Registration Unit Supervisor  
Email: [arnold.kriebs@dot.wi.gov](mailto:arnold.kriebs@dot.wi.gov)



Source: WISCRS Database



# 2021 Facts and Figures

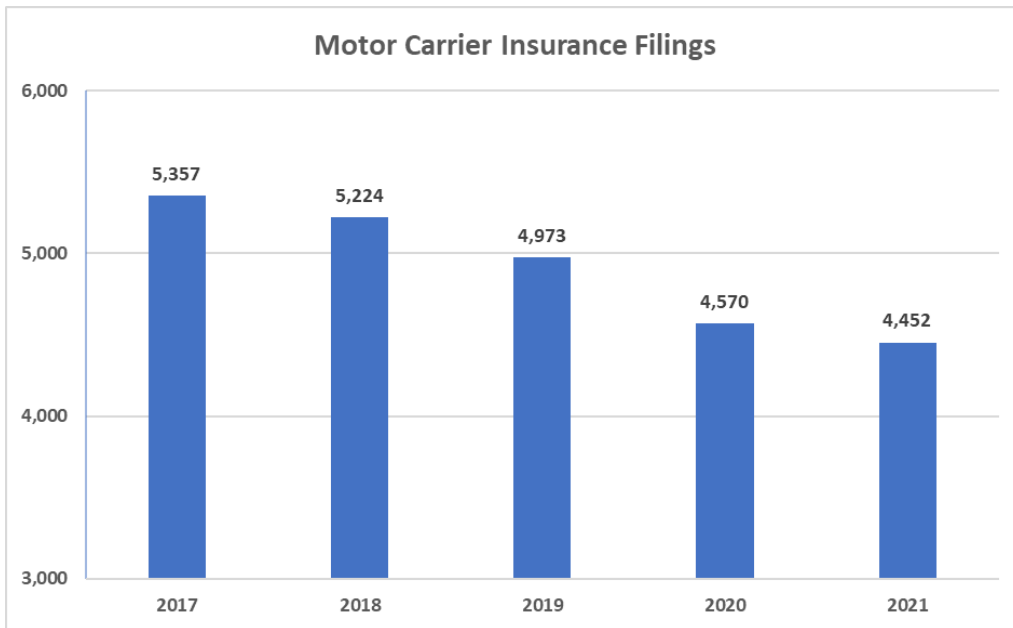
---

## Motor Carrier Insurance

All intrastate carriers of passengers or property for-hire rental companies, owners of all buses, human service vehicles, driver education vehicles, and dealer demo vehicles (demonstrated with a load) are required to file proof of insurance before operating in Wisconsin.

Bureau of Vehicle Services  
Motor Carrier Services Section  
Motor Carrier Registration Unit

Hotline: (608) 266-9900, Email: [irp-ifta@dot.wi.gov](mailto:irp-ifta@dot.wi.gov)  
Arnold Kriebs, Motor Carrier Registration Unit Supervisor  
Email: [arnold.kriebs@dot.wi.gov](mailto:arnold.kriebs@dot.wi.gov)



Source: CATS Database

# 2021 Facts and Figures

## Motor Carrier Unified Carrier Registration

The Unified Carrier Registration (UCR) collects fee to be used to be for motor carrier safety and enforcement program. The UCR applies to more business operations. Fees are lower and vary by the number of vehicles operated intrastate by the covered businesses.

### Motor Carrier Insurance

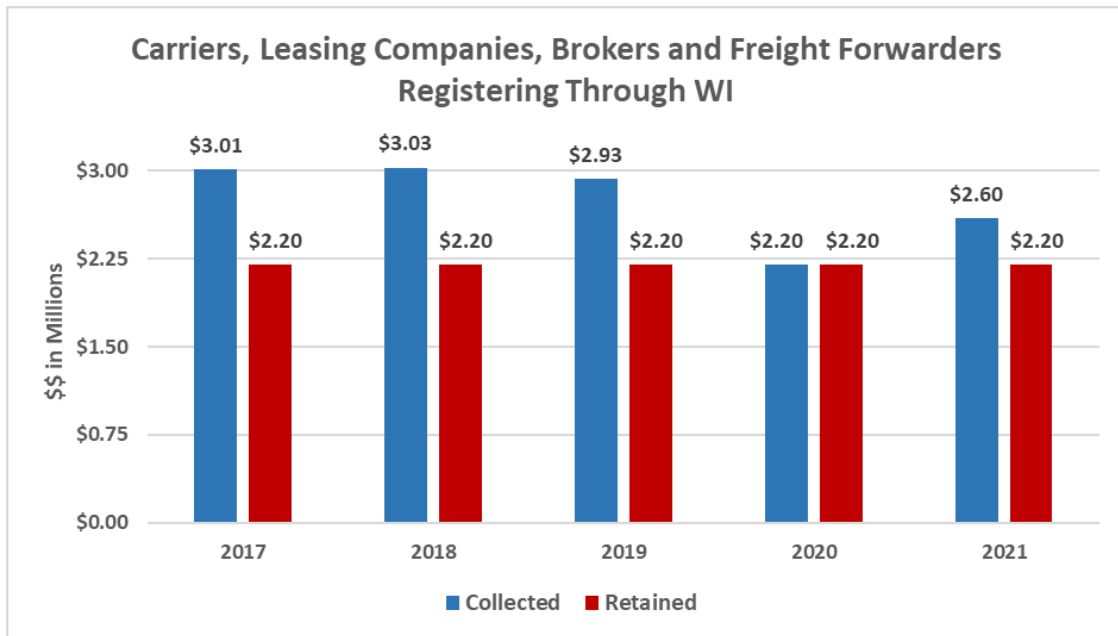
Bureau of Vehicle Services  
Motor Carrier Services Section  
Motor Carrier Registration Unit

Hotline: (608) 266-9900

Email: [irp-ifta@dot.wi.gov](mailto:irp-ifta@dot.wi.gov)

Arnold Kriebs: (608) 471-5611

Email: [arnold.kriebs@dot.wi.gov](mailto:arnold.kriebs@dot.wi.gov)



Source: Bureau of Vehicles Services, Motor Carrier Services Section

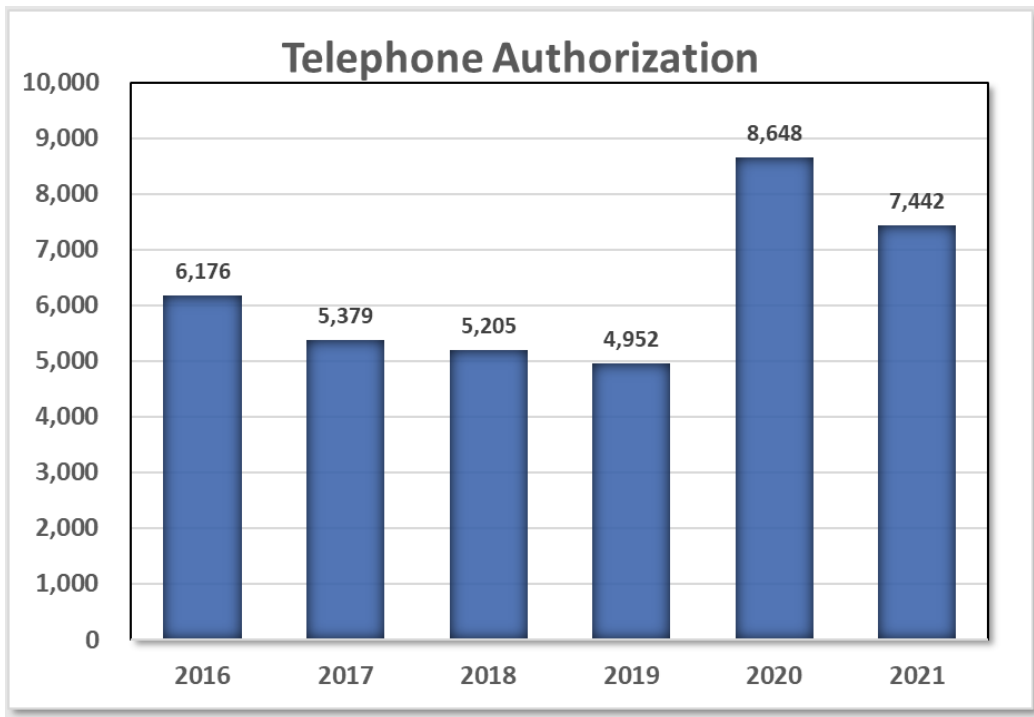
**Note:** UCR fees collected continue to accrue for 2 years after registration year. Numbers subject to change. Fees collected reflect amount collected up to report generation.

# 2021 Facts and Figures

## Telephone Authorization

Telephone Authorization (TA) is a call-in procedure that allows registrants to operate on Wisconsin highways without displaying evidence of registration. The program meets a registrant's immediate need to place an unregistered or newly acquired vehicle into service in an emergency.

Bureau of Vehicle Services  
Title and Registration Processing Section  
Vehicle Registration and Titling Unit  
(608) 267-5103



Source: Business Objects Report - TA Authorization Processor Activity (RPT49\_TA)

Represents the number of vehicles with Telephone authorization calls; a vehicle may receive several Telephone authorizations in a year.

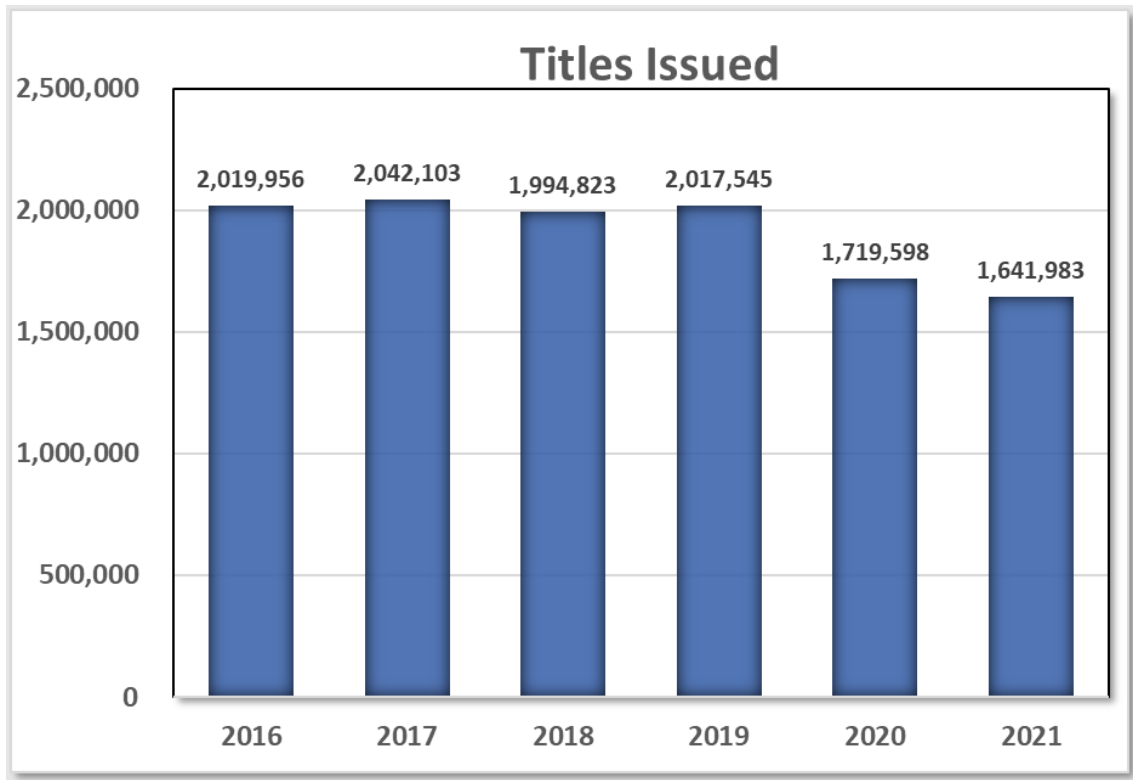
## Vehicles

### Certificate of Title

A Certificate of Title is evidence of vehicle ownership.

DMV Communications Center  
(608) 264-7447

Wisconsin Dept of Transportation  
P.O. Box 7949  
Madison, WI 53707-7949



Source: BVS Title Statistics by Month (From T&R Report)

## 2021 Facts and Figures

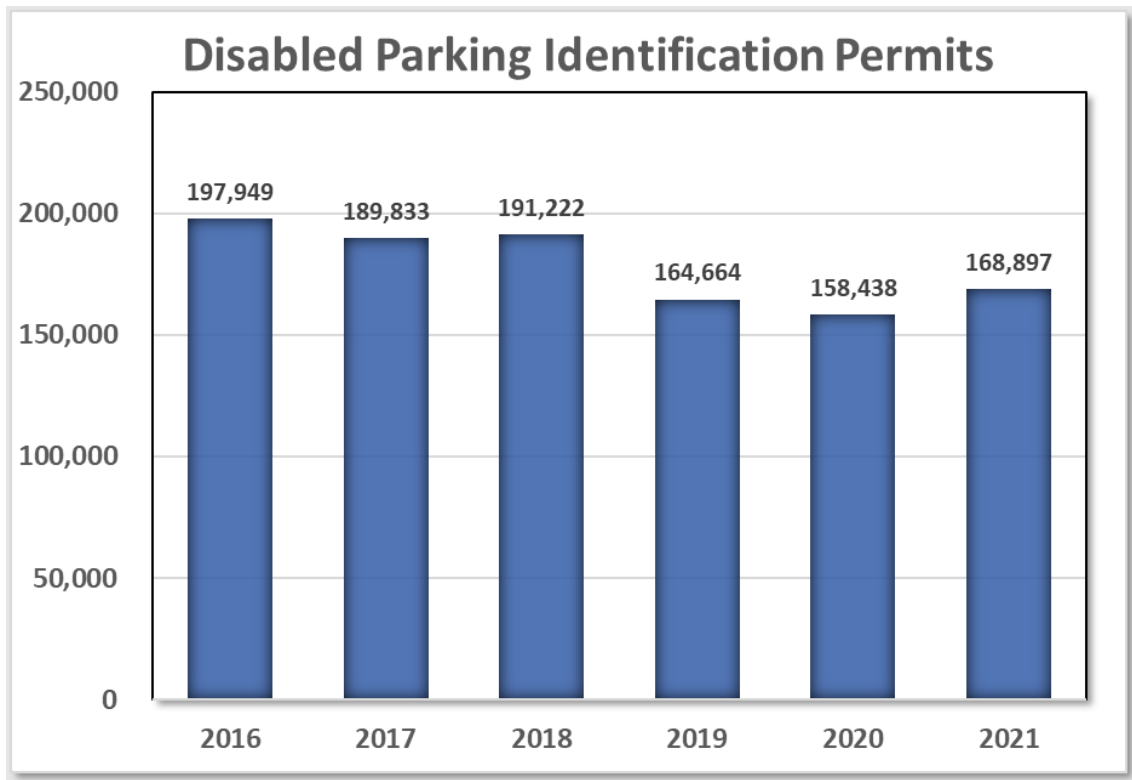
---

### Disabled Parking Identification Card

DMV issues Disabled Parking Identification Permits (DIS IDs) to any person certified by an authorized health care specialist as having a disability.

Bureau of Vehicle Services  
Special Plates Unit  
(608) 264-7169  
Email: [special-plates.dmv@dot.wi.gov](mailto:special-plates.dmv@dot.wi.gov)

Note: DIS ID permits are available for individuals at all DMV Service Centers. A comprehensive list of those issuing DIS ID permits may be obtained online at <https://wisconsin.gov/Pages/dmv/vehicles/dsbl-prkg/discards.aspx> or by calling (608) 264-7169.



Source: Analysis of disabled ID permits issued (Business Objects Report 51)

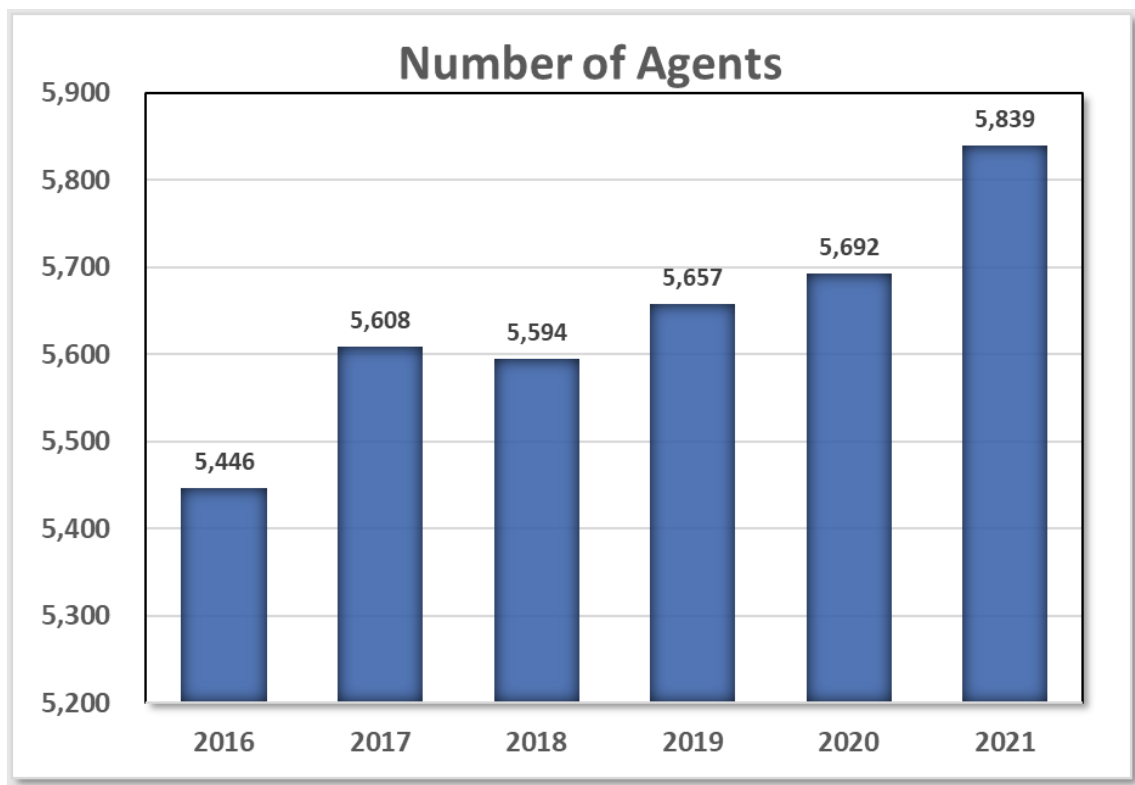
## 2021 Facts and Figures

---

### Electronic Title and Registration

The Electronic Title and Registration program allows dealers, financial institutions, fleets, and other approved businesses as DMV agents to complete title and registration transactions for themselves or their customers electronically. The funds for the registration and title are also submitted electronically. The electronic data updates the DMV database directly and eliminates the need for DMV to re-key the application. The paper applications and source documents can either be uploaded electronically or continue to be submitted to DMV separately for audit and imaging purposes.

Bureau of Vehicle Services  
Dealer and Agent Section  
Email: [emvpartner@dot.wi.gov](mailto:emvpartner@dot.wi.gov)



Source: Dealer and Agent Section

## 2021 Facts and Figures

---

### Heavy Vehicle Registration & Titling

It is the titling and registration of non-autos: trucks (10,000 lbs. and over), tractors, buses, motor homes and trailers, except for those vehicles apportioned under the International Registration Plan (IRP).

DMV Communication Center

Email: [Wisconsin DMV email service](#)

(608) 266-7447

### Involuntary Transfer

An involuntary transfer of a motor vehicle is a transfer of ownership due to legal action or something other than a voluntary transfer.

DMV Communication Center

Email: [Wisconsin DMV email service](#)

(608) 266-7447

## 2021 Facts and Figures

### License Plates Issued

Plate Type	2016	2017	2018	2019	2020
4H Foundation	NA	NA	36	77	44
Amateur Radio	138	123	120	120	108
Antique	85	117	119	103	83
Apportioned Power	16,071	14,053	14,987	15,467	14,704
Auto	569,490	586,041	581,705	585,433	609,407
Autocycle	NA	NA	NA	NA	667
Boy Scouts	NA	176	97	93	94
Bus	925	1,045	1,560	1,521	1,328
Celebrate Children	125	117	125	57	67
Children's Hospital of Wisconsin	NA	NA	282	186	178
Choose Life	NA	256	839	435	530
Civilian Group*	50	59	58	75	75
Collector	11,299	11,594	13,109	13,715	12,030
Collector Special	178	164	191	170	290
Cure Childhood Cancer	NA	227	157	129	195
Dealer	5,186	6,882	10,463	8,582	8,370
Dealer Annual and Transporter***	6,130	10,631	7,978	7,762	7,539
Disabled	6,179	6,382	6,214	6,489	4,677
Disabled Veteran	367	451	493	513	444
Donate Life	125	115	132	163	182
Ducks Unlimited	108	127	125	107	314
Duplicate Plates	2,802	2,943	3,163	4,033	4,497
ELK	NA	170	144	79	178
EMT (red design)	187	167	206	170	212
Endangered Resources (Badger/Eagle design)	1,615	1,418	1,130	1,100	1,317
Endangered Resources (Wolf design)	346	422	469	486	823
Ex-POW	1	6	0	2	1
Farm Trailer	1,981	2,118	1,924	1,904	2,140
Farm Truck	5,019	5,030	5,141	4,995	6,578
Firefighter (red design)	642	690	691	679	576
Firefighter (white design)	465	473	337	299	260
Gold Star Family	32	31	37	37	37
Green Bay Packers	1,466	1,523	1,311	1,212	1,862
Harley-Davidson share the road	687	719	672	648	954
Heavy Farm Truck	837	899	824	794	789
Heavy Trailer	22,199	24,671	25,069	25,709	26,728
Heavy Truck	22,617	24,874	25,408	26,281	29,286
Historic Military Vehicle	68	82	65	46	58
Hobbyist	1,262	1,355	1,588	1,932	1,901
Human Service Vehicle	107	72	120	98	92
In God We Trust	687	680	680	726	1,852
Junior Golf	57	67	62	62	164



## 2021 Facts and Figures

Plate Type	2016	2017	2018	2019	2020
Keeping the Lights On	NA	NA	NA	NA	51
Law Enforcement Memorial	450	452	420	327	360
Light Trailer	556	1,322	765	812	732
Light Truck	148,645	152,984	153,531	158,172	198,962
Lions Foundation	13	20	11	20	34
Low Speed Vehicle	42	44	50	71	69
Marquette University	149	182	171	153	202
Medical College of Wisconsin	NA	NA	NA	77	39
Military Group	2,181	2,533	2,535	2,588	2,424
Milwaukee Brewers (Ball & Glove Logo)	474	537	697	859	1,196
Milwaukee Brewers ('M' Logo)	465	468	671	747	655
Milwaukee Bucks	196	581	505	771	1,107
Moped	4,047	3,807	3,451	2,971	3,501
Motor Home	4,256	4,379	4,215	4,019	5,289
Motorcycle	39,588	35,411	37,915	33,685	38,323
Municipal	2,856	3,116	2,929	2,986	2,937
Municipal Cycle	8	2	4	8	16
Musky Clubs Alliance	NA	NA	189	232	185
National Guard	22	21	15	13	23
Nurses	NA	428	316	219	317
Official	579	619	716	678	775
Operating Engineers Local 139	NA	NA	NA	NA	26
RV Trailer	16,333	16,945	16,849	16,918	20,439
Semi-Trailer	19,257	17,630	19,770	18,545	17,129
Special "X"	143	96	100	119	88
Special Recognition Group**	32	36	36	35	22
State Owned	401	151	217	226	255
Tractor	2,364	2,576	2,475	2,475	3,136
Trout	125	80	101	62	159
University Group	869	994	990	860	1,043
Veteran's Motorcycle	292	158	290	184	257
Whitetail Unlimited	NA	267	317	252	568
Wisconsin Salutes Veterans	192	210	225	270	684
Wisconsin Women's Health Foundation	25	38	29	34	54
<b>Total Metal Plates</b>	<b>923,955</b>	<b>952,934</b>	<b>957,470</b>	<b>961,877</b>	<b>1,042,688</b>
<b>Temporary Plates</b>	<b>182,917</b>	<b>223,475</b>	<b>256,317</b>	<b>270,849</b>	<b>195,854</b>
<b>Total All Plates</b>	<b>1,106,872</b>	<b>1,176,409</b>	<b>1,213,787</b>	<b>1,232,726</b>	<b>1,238,542</b>

\* Civilian Group includes: EMT (white design), Civil Air Patrol and Rescue squad member

\*\*Special Recognition Group includes: Freemasons and Lao Veterans

\*\*\*Only Transporter plates were counted until 2018

Source: File analysis Report 62 and License Plate Issuance Unit's System Issuance Report. Includes license plates issued for first time registrations, base plate renewals, duplicates and replacements for calendar years 2017 through 2021.

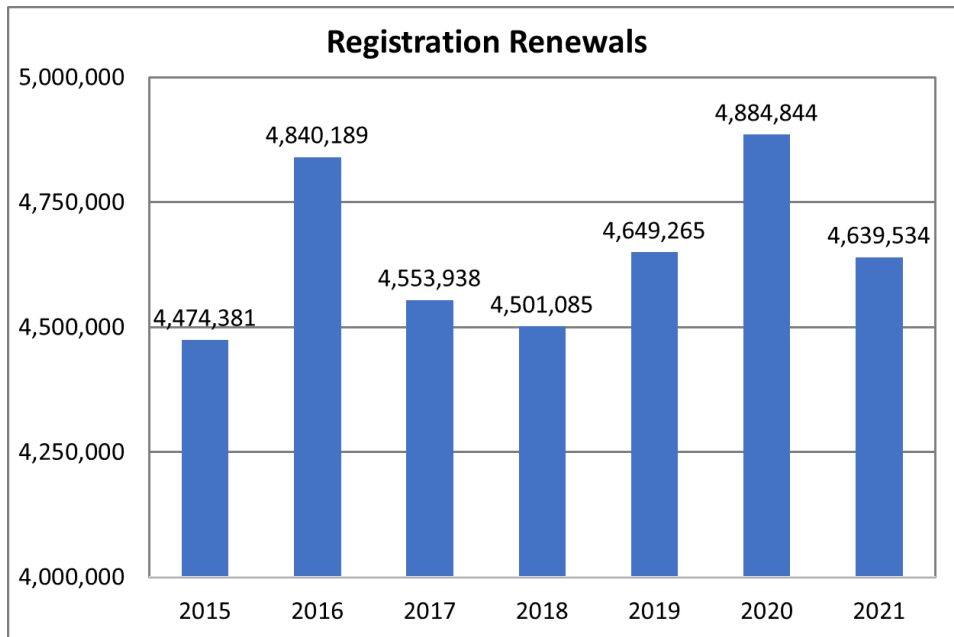
# 2021 Facts and Figures

---

## License Plates & Renewal Stickers

License plates are evidence that registration fees have been paid and are a means of identifying a vehicle and tracing ownership.

DMV Communication Center  
(608) 267-7447



Source: BVS Title Renewal (Monthly T&R) Report

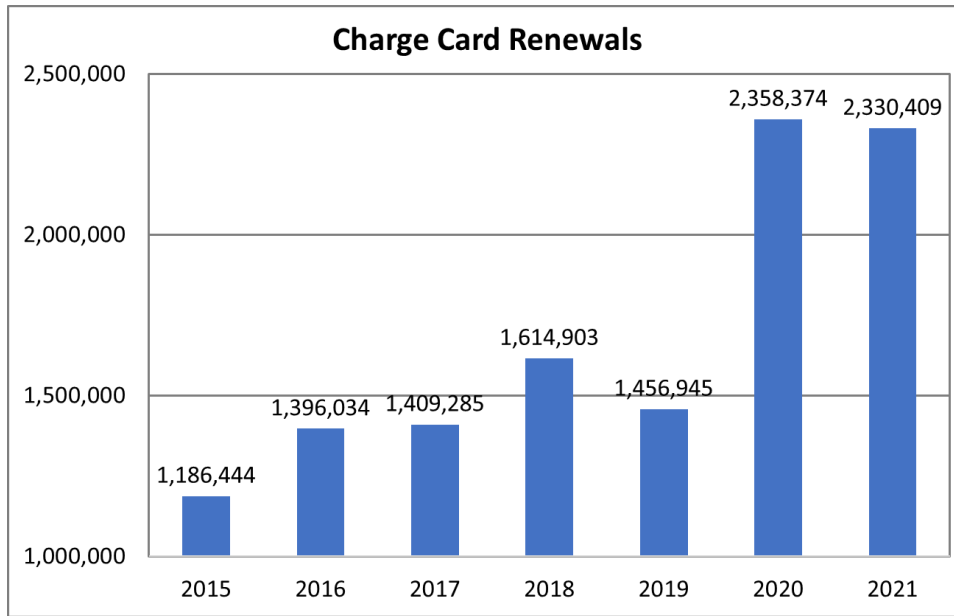
# 2021 Facts and Figures

---

## Online Registration Renewal

Online registration renewal is an option available in addition to the traditional mail-in and walk-in methods. Online renewals are available for many license plate types.

DMV Communications Center  
(608) 264-7447  
[vehiclequestions@dot.wi.gov](mailto:vehiclequestions@dot.wi.gov)



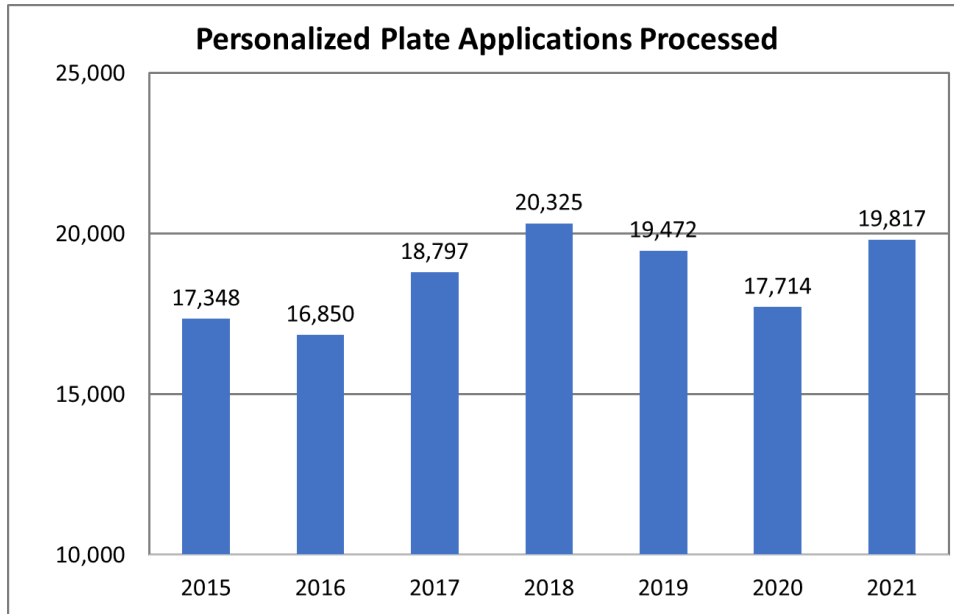
Source: BVS Title Renewal (Monthly T&R) Report

# 2021 Facts and Figures

## Personalized License Plate

A license plate consisting of requested numbers or letters or both, not exceeding 7 positions and not less than 1 position on regular registration plates, In God We Trust and Wisconsin National Guard, and not exceeding 6 positions and not less than 1 position on special group plates. Disabled and Disabled Veteran plates may also be personalized.

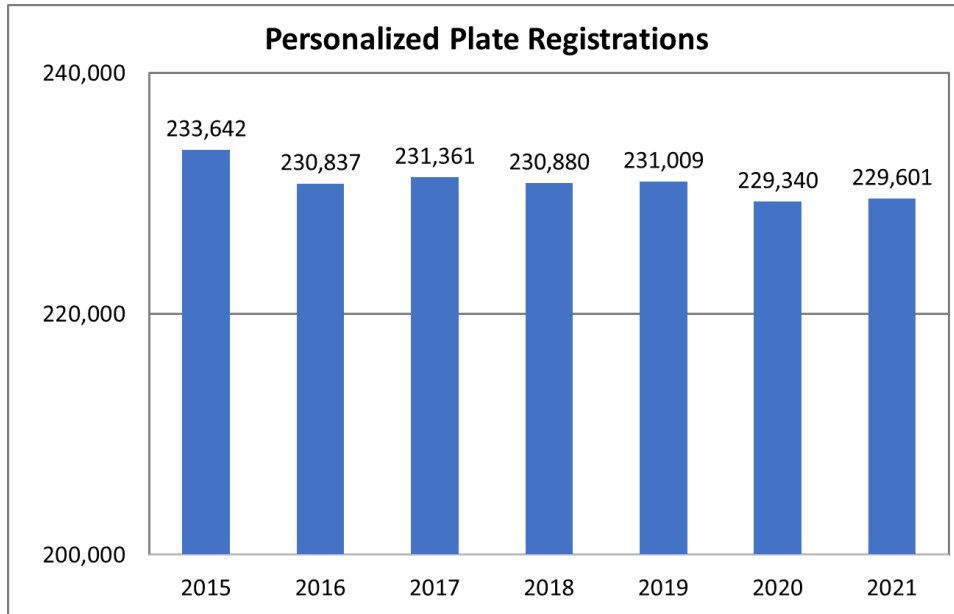
Bureau of Vehicle Services  
Special Plates Unit  
(608) 266-3041  
Email: [special-plates.dmv@dot.wi.gov](mailto:special-plates.dmv@dot.wi.gov)



Source: Weekly Work Report 62

## 2021 Facts and Figures

---



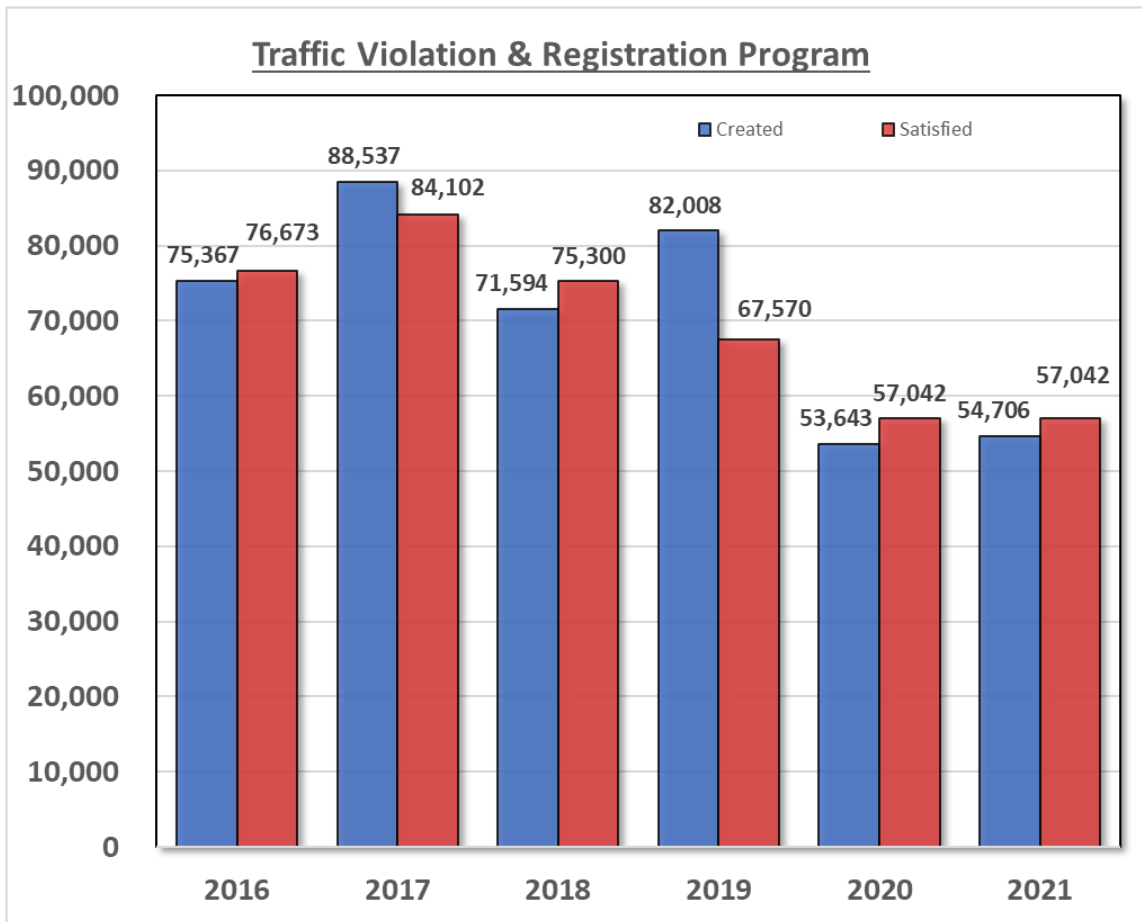
Source: File Analysis Report 29 REG PLT

# 2021 Facts and Figures

## Traffic Violation & Registration Program (TV&RP)

The Traffic Violation and Registration Program (TV&RP) was created by state law in 1981. Under this program, DMV imposes sanctions for unpaid tickets resulting from unpaid non-moving traffic violations (unpaid parking citations) and/or unpaid towing/storage charges.

Bureau of Vehicle Services  
Vehicle Registration and Titling Unit  
(608) 267-9791



Source: TV & RP Unit Work Statistics

### Vehicle Emission Inspection Program (I/M)

The federal Clean Air Act spells out air quality standards that all areas of the United States must meet. Motor vehicles are one of the major sources of air pollutants in metropolitan areas. Vehicle exhaust emissions include nitrogen oxide, carbon monoxide and hydrocarbons. Vehicle testing assures that in-use vehicle emissions are within specified standards.

I/M Customer Service Representatives at  
(866) OBD-TEST ((866) 623-8378)

or

[www.wisconsinvip.org](http://www.wisconsinvip.org)

## 2021 Facts and Figures

---

### Plate/Registration/Vehicle Type Abbreviations

#### Abbreviations for License Plate Types

Code	Description	Code	Description
4HF	Wisconsin 4H Foundation	GST	Gold Star Family
ACY	Autocycle	HAR	Harley-Davidson share the road
AMA	Amateur Radio	HCN	Ho-Chunk Nation
AMC	Antique Motorcycle	HEG	Higher Education (UW)
ANT	Antique	HEM	Higher Education (UW-Madison)
APO	Apportioned – Power Unit	HFM	Farm Truck – Heavy
AUT	Automobile	HMC	Hobbyist Motorcycle
BRV	Bad River Band Tribe	HMM	Historic Military Vehicle (motorcycle)
BSA	Scouting Alumni	HMV	Historic Military Vehicle
BUS	Bus	HOB	Hobbyist
CCC	Cure Childhood Cancer	HSV	Human Service Vehicle
CHW	Children’s Hospital of Wisconsin	HTK	Heavy Truck
CLS	Collector Special	IGT	In God We Trust
CLW	Choose Life Wisconsin	KID	Celebrate Children
CMC	Collector Motorcycle	LCF	Lions Foundation
COL	Collector Vehicle	LCO	Lac Courte Oreilles Tribe
CVG	Civilian Group (Civil Air Patrol, EMT)	LDF	Lac du Flambeau Tribe
CYC	Motorcycle	LEM	Law Enforcement Memorial
DIS	Disabled Parking	LIF	Donate Life
DMC	Disabled Motorcycle	LSV	Low Speed Vehicle
DUK	Ducks Unlimited	LTK	Light Truck
DVC	Driver Education Motorcycle	LTL	Light Trailer
ELK	Rocky Mountain Elk Foundation	MBK	Milwaukee Bucks
EMT	Emergency Medical Tech (Red design)	MBN	Milwaukee Brewers (“M” logo)
END	Endangered Resources (Wolf)	MBO	Milwaukee Brewers (Ball & Glove logo)
ENG	Operating Engineers Local 139	MCA	Musky Clubs Alliance of Wisconsin
ENN	Endangered Resources (Badger)	MCW	Medical College of Wisconsin
FFO	Firefighter (Red design)	MDC	Medal of Honor Motorcycle
FRF	Firefighter (White design)	MDH	Medal of Honor
FRM	Farm Truck	MEN	Menominee Tribe
FTL	Farm Trailer	MGP	Multi-Group (Lao Veteran, Freemason)
GLF	Golf Wisconsin	MLG	Military Group



## 2021 Facts and Figures

---

<b>Code</b>	<b>Description</b>
MNC	Municipal Motorcycle
MPD	Moped
MRQ	Marquette University
MTM	Motor Home
MUN	Municipal
NUR	Nurses Change Lives
OFF	Municipal Official
ONI	Oneida Tribe
PAK	Packers
RAM	Elkhart Lakes Road America
RCF	Red Cliff Tribe
RVT	Recreational Vehicle Trailer
SOV	State Owned Vehicle
SPT	Wisconsin Salutes Veterans
SPX	Special X
STL	Semi-Trailer
TMP	Temporary
TOR	Tractor
TPD	Temporary Disabled Motorcycle
TRL	Trailer
TRT	Trout Unlimited
UTL	Keeping The Lights On
VET	Disabled Veteran Parking
VMC	US Veteran Motorcycle
VST	Versiti
WHF	Wisconsin Women's Health Foundation
WNG	Wisconsin National Guard
WSC	Wisconsin State Patrol Motorcycle
WSP	Wisconsin State Patrol
WTU	Whitetails Unlimited
XPW	Ex-Prisoner of War

## 2021 Facts and Figures

---

### Abbreviations for Registration Types

Code	Description	Code	Description
ACY	Autocycle	LSV	Low-speed vehicle
ANT	Antique	LTK	Light Truck
AUT	Automobile	LTL	Light Trailer
BBX	Bus – Mass Transit Vehicle	MDC	Medal of Honor Motorcycle
BSB	School Bus	MDH	Medal of Honor
BUS	Motor Bus	MPD	Moped
CHT	Charter Bus	MTM	Motor Home
CYC	Motorcycle	RFP	Raw Forest Products
DEV	Driver Education	RTR	Road Tractor
DPF	Dual Purpose Farm	RVT	Recreational Vehicle Trailer
DPV	Dual Purpose Vehicle	SDV	Special Design Vehicle
DRY	Dairy	SPX	Special X
FRM	Farm	SPZ	Special Mobile Equipment – Z
FTL	Farm Trailer	STL	Semi-Trailer
FTR	Farm Tractor	SUX	Special Mobile Equipment – UX
GOV	Government	TMP	Temporary
HFM	Heavy Farm	TOR	Tractor
HMV	Historic Military Vehicle	TRL	Trailer
HSV	Human Service Vehicle	XTL	Transferable Trailer
HTK	Heavy Truck		

### Abbreviations for Vehicle Types

Type	Code	Description
Auto	AUTO	Passenger Vehicles
Autocycle	AUCY	Includes Autocycles Only
Motorcycle	CYCL	Includes Moped and Special Design Vehicle
Trailer	TRLR	Includes Camping Trailer, Recreational Vehicle Trailer and Semi-Trailer
Truck	TRUK	Includes Bus, Motor Home, Road Tractor, SUV, Tractor and Van

## 2021 Facts and Figures

### Vehicles Registered by County

County Name	AUCY	AUTO	CYCL	TRLR	TRUK	TOTALS
ADAMS	5	7,986	1,883	3,137	18,646	31,657
ASHLAND	1	4,096	812	1,952	11,249	18,110
BARRON	5	13,764	3,094	7,078	34,580	58,521
BAYFIELD	3	4,599	1,213	2,447	13,464	21,726
BROWN	15	85,534	13,814	32,668	158,940	290,971
BUFFALO	5	4,524	1,118	2,327	11,180	19,154
BURNETT	0	5,239	1,289	2,480	13,718	22,726
CALUMET	8	15,765	3,339	4,609	31,782	55,503
CHIPPEWA	9	19,700	4,437	10,233	45,984	80,363
CLARK	3	9,087	1,965	5,794	24,737	41,586
COLUMBIA	13	19,915	3,969	7,042	39,852	70,791
CRAWFORD	4	4,865	1,000	2,254	11,602	19,725
DANE	51	178,561	19,502	36,723	264,820	499,657
DODGE	22	30,183	6,245	12,796	59,684	108,930
DOOR	3	11,344	3,409	3,233	25,447	43,436
DOUGLAS	4	13,308	2,399	7,390	29,156	52,257
DUNN	9	13,141	2,634	5,926	28,613	50,323
EAU CLAIRE	12	30,569	4,732	10,764	57,364	103,441
FLORENCE	0	1,515	325	949	4,464	7,253
FOND DU LAC	13	34,085	6,697	11,225	65,899	117,919
FOREST	1	2,452	652	1,769	8,187	13,061
GRANT	5	14,677	3,345	6,837	33,117	57,981
GREEN	11	12,396	2,885	4,210	25,978	45,480
GREEN LAKE	3	6,168	1,253	2,788	14,446	24,658
IOWA	2	7,660	1,516	3,926	17,220	30,324
IRON	1	1,731	499	814	6,051	9,096
JACKSON	4	6,218	1,512	7,102	15,260	30,096
JEFFERSON	12	30,216	6,039	7,495	54,410	98,172
JUNEAU	13	8,443	2,050	3,795	19,751	34,052
KENOSHA	17	50,514	8,596	9,973	82,319	151,419
KEWAUNEE	3	7,010	1,879	2,620	15,738	27,250
LA CROSSE	18	35,858	5,508	9,491	65,728	116,603
LAFAYETTE	4	5,166	964	6,037	12,864	25,035
LANGLADE	2	5,839	1,313	3,484	15,735	26,373
LINCOLN	5	8,368	2,279	4,821	21,488	36,961
MANITOWOC	12	28,349	6,815	8,986	52,882	97,044
MARATHON	21	41,261	8,444	19,047	89,118	157,891
MARINETTE	4	13,552	3,341	8,003	33,562	58,462
MARQUETTE	2	5,717	1,358	2,156	12,928	22,161
MENOMINEE	0	579	75	117	1,129	1,900
MILWAUKEE	58	260,699	24,890	54,427	316,272	656,346

## 2021 Facts and Figures

MONROE	10	12,993	3,118	7,265	30,735	54,121
OCONTO	4	13,144	3,746	5,251	30,806	52,951
ONEIDA	6	10,893	2,951	4,353	31,467	49,670
OUTAGAMIE	20	62,024	11,925	18,710	114,810	207,489
OZAUKEE	6	30,552	5,438	4,506	50,141	90,643
PEPIN	0	2,345	553	1,355	6,048	10,301
PIERCE	4	13,676	2,873	6,073	27,505	50,131
POLK	8	15,058	3,242	5,914	34,010	58,232
PORTAGE	3	22,283	3,609	9,302	43,009	78,206
PRICE	3	4,157	1,131	2,443	11,988	19,722
RACINE	22	61,774	10,341	10,998	99,632	182,767
RICHLAND	1	5,143	1,188	2,080	12,053	20,465
ROCK	20	54,650	8,699	14,167	92,953	170,489
RUSK	2	4,272	831	2,352	11,193	18,650
SAUK	16	20,812	4,106	6,824	43,600	75,358
SAWYER	1	4,410	955	2,219	14,077	21,662
SHAWANO	4	12,996	2,861	5,276	29,607	50,744
SHEBOYGAN	9	35,968	9,107	10,577	64,235	119,896
ST. CROIX	13	30,547	6,122	10,931	61,612	109,225
TAYLOR	4	5,371	1,381	5,532	15,709	27,997
TREMPEALEAU	3	10,147	2,142	8,026	23,182	43,500
VERNON	4	8,327	1,725	3,179	20,593	33,828
VILAS	4	6,647	1,884	2,798	21,990	33,323
WALWORTH	21	39,381	7,990	10,497	68,030	125,919
WASHBURN	1	4,947	1,043	2,374	14,182	22,547
WASHINGTON	19	44,353	9,547	12,231	78,439	144,589
WAUKESHA	47	137,031	22,186	26,866	229,424	415,554
WAUPACA	20	17,327	4,017	6,698	37,238	65,300
WAUSHARA	5	8,520	2,015	4,401	20,100	35,041
WINNEBAGO	18	55,340	9,632	17,040	95,382	177,412
WOOD	7	23,378	5,212	19,533	51,523	99,653
UNKNOWN	4	11,880	1,213	16,756	14,675	44,528
<b>TOTALS</b>	<b>692</b>	<b>1,850,999</b>	<b>321,872</b>	<b>605,452</b>	<b>3,365,312</b>	<b>6,144,327</b>

Source: Business Objects Report - RPT 26 VAL VEH\_REG\_TY\_CNTY\_FL\_ANLY\_CALYR TAB 3

## 2021 Facts and Figures

---

### Vehicles Registered by Year

#### Motor Vehicle Registrations in Wisconsin From 1930 - 2021

Year	Total Registrations	Year	Total Registrations
1930	791,492	1998	4,449,217
1935	771,499	1999	4,713,643
1940	921,149	2000	4,798,056
1945	860,031	2001	4,946,305
1950	1,226,683	2002	5,038,541
1955	1,416,425	2003	5,160,673
1960	1,658,520	2004	5,278,402
1965	1,933,266	2005	5,371,800
1970	2,350,154	2006	5,326,693
1975	2,815,109	2007	5,455,985
1980	3,103,784	2008	5,402,565
1981	3,284,746	2009	5,539,105
1982	3,225,611	2010	5,482,518
1983	3,405,671	2011	5,526,798
1984	3,493,737	2012	5,569,097
1985	3,418,789	2013	5,585,489
1986	3,613,124	2014	5,695,648
1987	3,696,348	2015	5,819,875
1988	3,764,880	2016	5,871,302
1989	3,839,647	2017	6,019,215
1990	3,907,343	2018	6,069,090
1991	3,982,901	2019	6,193,601
1992	4,018,786	2020	6,502,339
1993	4,129,519	2021	6,144,327
1994	4,172,462		
1995	4,268,619		
1996	4,241,260		
1997	4,503,904		

Sources: 1930-1975: State of Wisconsin Blue Books; 1980-2004: BVS statistical files;  
2005-Present: Analysis of current non-expiring vehicles (Business Objects Report 26)