
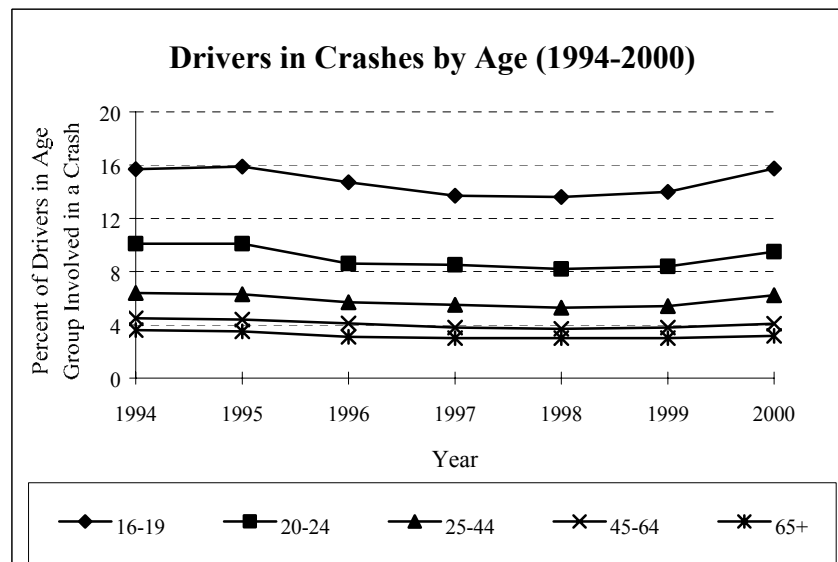


**WISCONSIN CRASH FACTS  
ON THE 16-19 YEAR OLD AGE GROUP  
SEPTEMBER 2001**



- **Historically, for two out of three 16-19 year old drivers killed in motor vehicle crashes, it was their first and last crash.** In 2000, traffic crashes claimed the lives of 99 teens ages 16 - 19. That compares to 93 who were killed in 1999, 99 who were killed in 1998, 85 who were killed in 1997 and 89 killed in 1996.
- **Drivers between the ages of 16 and 19 are more likely to be in a motor vehicle crash than other age groups (Figure 1).** During 2000, 15.8% of all 16-19 year old licensed drivers in Wisconsin had a crash – more than one in seven teen drivers (Figure 1).

*Figure 1*

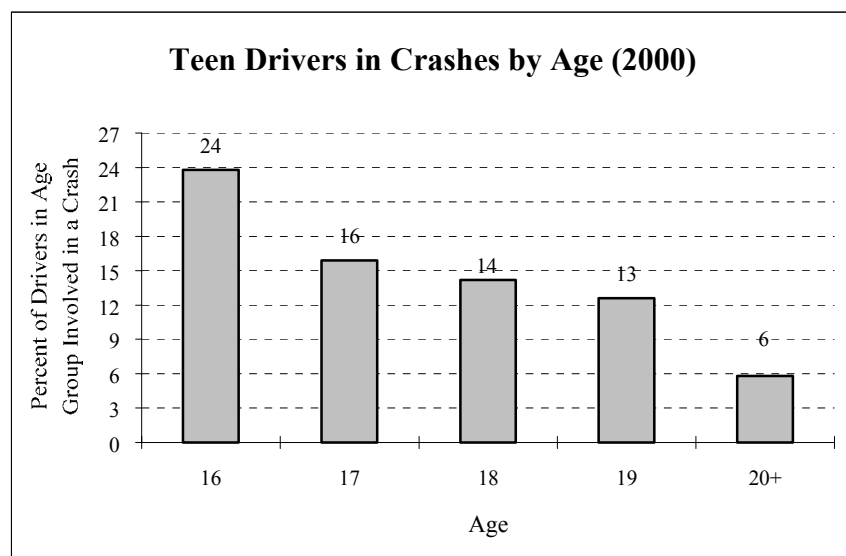


- **Compared to drivers in other age groups, teen drivers have more crashes involving high risk factors.** In 2000, only 6% of all licensed drivers were between the ages of 16-19 years old. Yet, these drivers accounted for 15% of all drivers in crashes. They also accounted for 10% of all drivers in crashes who were listed as “had been drinking” and 13% of those suspected of using other drugs.
- **Drivers aged 16 -19 who are involved in crashes are more likely than other drivers to be reported as exceeding the speed limit, driving too fast for conditions, failing to control, and driving inattentively** according to the possible contributing circumstances (PCCs) listed on crash reports. This has been true every year since 1996.

- **In 2000, more than two out of three 16-19 year old passengers killed or seriously injured were in a vehicle driven by another teenager.** Specifically, of the 34 passengers age 16-19 killed in traffic crashes in 2000, 24 (71%) of them were riding in a vehicle with a driver age 16-19. Additionally, 3,558 passengers age 16-19 were injured in 2000. More than two-thirds (67%) of those who suffered incapacitating injuries were in vehicles driven by a teenager.
- **Peer pressure may affect when teens wear seat belts.** Among teen drivers and their passengers of all ages who were killed or seriously injured in a passenger car or light truck crash in 2000, seat belt use was 55% in driver-only crashes and dropped to only 41% when passengers were also present in the vehicle.
- **Weekends are more deadly for teens than weekdays.** Fifty-six of the 99 (56%) 16-19 year olds who died in traffic crashes in 2000 died in crashes occurring on Friday, Saturday, or Sunday.
- **Teen drivers tend to crash in the late afternoon.** In both the summer and during the school year, the peak hour for teen driver crashes is 3-4 p.m. From September to May, more crashes occur on Friday than on any other day of the week; from June to August, Thursdays are the day that 16-19 year olds are most likely to crash.
- **Snowy/slushy/icy road conditions pose special threats for teen drivers.** A larger percentage of teen drivers crashed during snowy/slushy/icy road conditions than did drivers of all ages involved in crashes in January 2000 (51% vs. 43%) and in December 2000 (70% vs. 61%). Based on 1994-2000 data, 16-19 year old drivers crash most frequently during December and January.

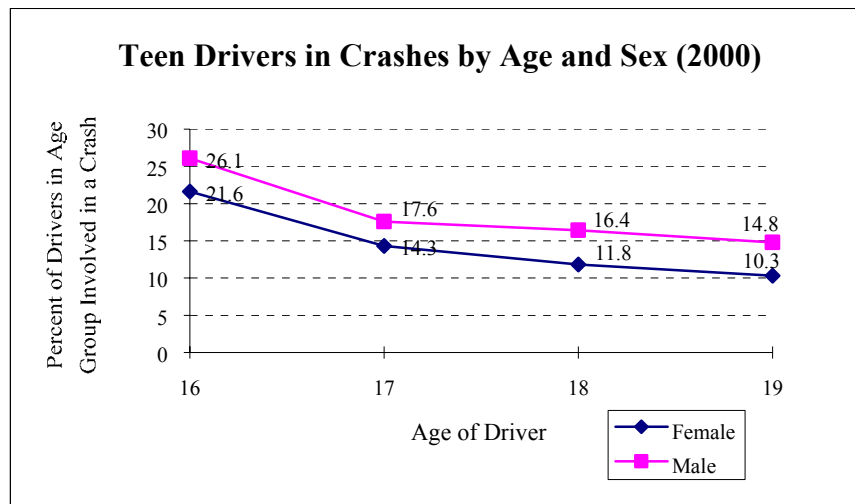
*Figure 2*

- **Even in the teen years, age matters.** 24% of all licensed 16 year old drivers crash; at age 17, the percentage drops to 16%; at age 18, it shrinks to 14%; at age 19, it falls to 13%. Among licensed drivers aged 20 and older, the crash rate is 6%. (*Figure 2*).



- Male and female circumstances differ.** By individual age, a larger percentage of 16-19 year old male drivers were in all types of crashes than female drivers (*Figure 3*). Seventy-one of the 99 16-19 year olds killed in 2000 traffic crashes (72%) were male. Females age 16-19 outnumber males as injured or killed passengers in motor vehicles driven by a teen (26% vs. 18%); females age 16-19 also outnumbered males when it came to sustaining a fatal or incapacitating injury when riding in motor vehicles driven by a another teen (26% vs. 18%). In crashes that proved fatal or incapacitating to a 16-19 year old, in 52% of the cases, the female victims wore a seatbelt; a male victim did so in only 40% of the cases.

*Figure 3*



- On average, more than once a week, a teen driver died in a crash.** About once every 42 minutes a 16-19 year old driver had an injury crash; once every 24 minutes during 2000, a 16 - 19 year old driver had a property damage crash (*Figure 4*).
- New Wisconsin drivers obtain their licenses via graduated licensing.** On February 1, 2000, the first phase of Wisconsin’s Graduated Driver Licensing Law took effect. Since then, 16 and 17 year old drivers must have an additional 30 hours of practice driving time (including ten hours at night) before taking their road test and applying for a probationary driver’s license. Since September 1, 2000 under the new GDL Law, 16 and 17 year old drivers must hold their instruction permit for at least six months (in addition to the 30 hours of driving time) before taking their road test and applying for a probationary driver’s license. Sixteen and 17 year old drivers with probationary licenses also have a curfew (no operation between midnight and 5 a.m. except for going to/from school or work) and a passenger restriction (1 passenger other than family members) during the first nine months of probationary operation. These restrictions are removed for drivers who remain conviction free or who turn 18.

Figure 4

**Wisconsin's Crash Clock for 16-19 Year Olds**

Frequency of Consequence for 16-19 year olds in 2000	Number of Incidents Involving 16-19 year olds			
	2000	1999	1998	1997
One driver involved in property damage crash every 23.9 minutes	22,051	20,767	19,363	19,539
One driver involved in injury crash every 41.8 minutes	12,609	12,123	12,068	11,646
One teen injured every 49.4 minutes	10,679	10,663	10,553	10,466
One driver injured every 1.3 hours	6,710	6,578	6,357	6,191
One vehicle passenger injured every 2.5 hours	3,558	3,640	3,702	3,767
One passenger killed or injured while a 16-19 year was driving every 3.6 hours	2,413	2,472	2,482	2,531
One pedestrian injured every 2.3 days	162	163	174	181
One driver involved in a fatal crash every 2.7 days	138	125	131	117
One motorcyclist injured every 3.1 days	119	141	155	131
One bicyclist injured every 3.3 days	111	124	139	167
One teen killed every 3.7 days	99	93	99	85
One driver killed every 5.9 days	62	46	56	46
One vehicle passenger killed every 10.8 days	34	40	32	33
One moped user injured every 19.2 days	19	17	26	29
One motorcyclist killed every 183 days	2	3	4	6
One pedestrian killed every 366 days	1	4	6	0
No moped user or bicyclist killed	0	0	1	0

**WISCONSIN DEPARTMENT OF TRANSPORTATION**  
**Bureau of Transportation Safety / Safety Policy Analysis Section**  
 Prepared by Mary Elizabeth Kunkel (608) 267-5179

The data for this monograph comes from the WisDOT Division of Motor Vehicles Accident Database.