

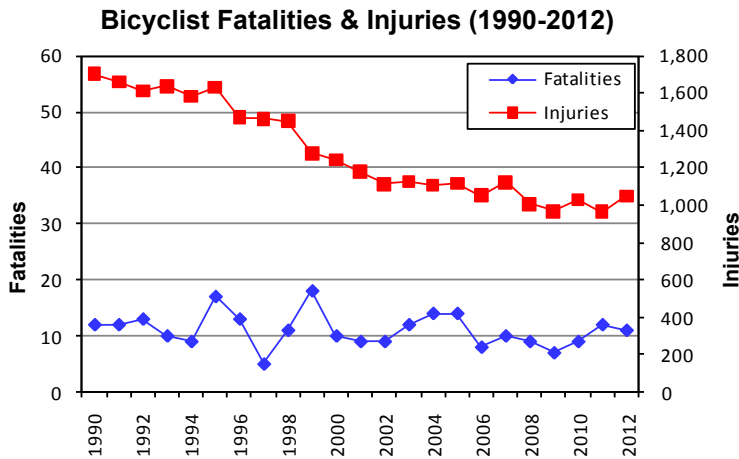
BICYCLISTS



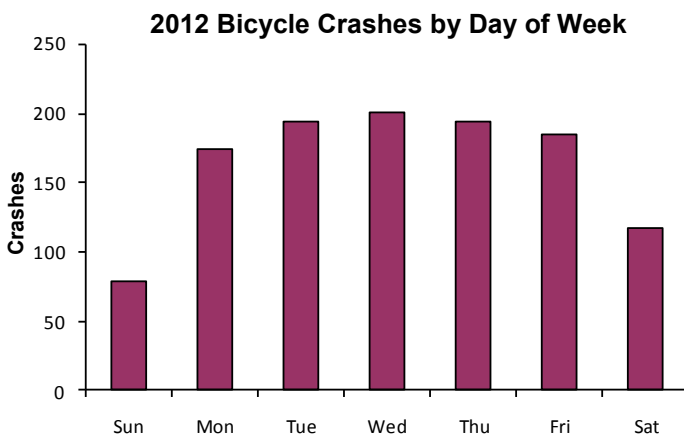
Did You Know...

In Wisconsin, in 2012, one bicyclist was injured or killed every 8.3 hours.

- 1,146 crashes involved bicyclists in Wisconsin in 2012.
- Of these crashes, 11 bicyclists were killed and 1,049 bicyclists were injured.
- The bicyclist is almost always injured in a bicycle/motor vehicle crash.



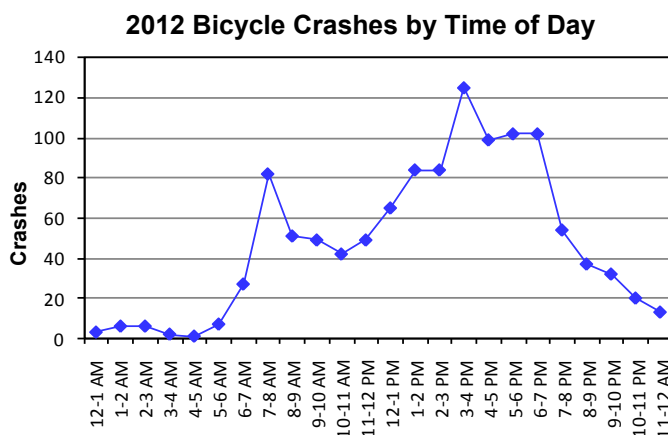
- Over the years, improvements to bicyclist safety have been made in areas such as engineering, education, enforcement, and emergency response.
- The number of bicyclists killed has remained steady for the past 23 years.
- The number of injuries has decreased by 38% since 1990.



- Bicyclist crashes most often occur on weekdays.

Types/Factors of Bicycle Crashes

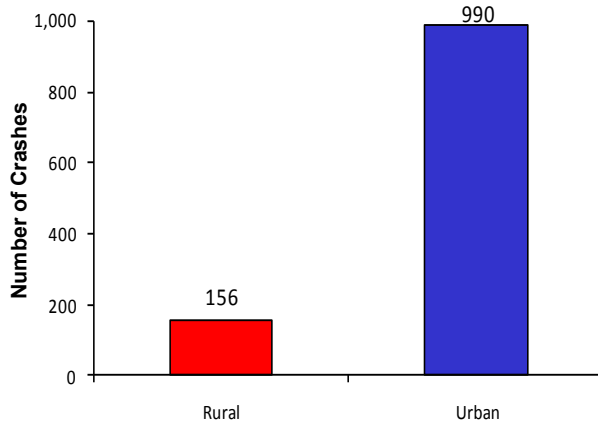
- The most common types of bicycle/motor vehicle crashes involve: motorists failing to yield the right of way to a straight-through bicyclist when they make a left turn; motorist drive out at a sign control; bicyclist riding through a sign control; and motorists turning right on a red.
- **Impaired:** Of the 11 crashes in which a bicyclist was killed, 5 (45%) involved either an impaired bicyclist or motorist.
- Of the 1,045 crashes in which a bicyclist was injured, 29 (3%) involved either an impaired bicyclist or motorist.



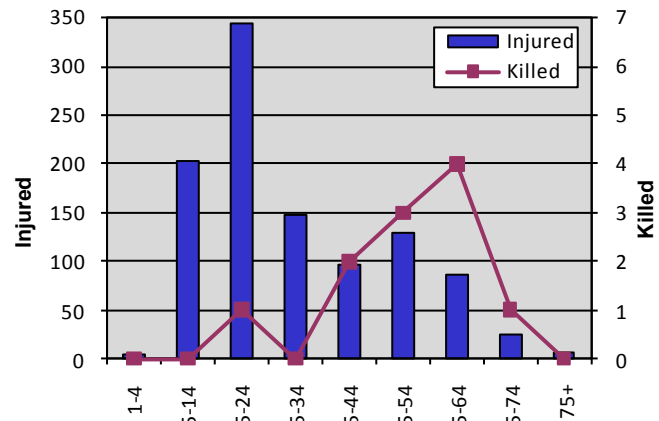
- Most bicyclist crashes occur between 3 and 7 p.m., the hours after school and the prime time that adults commute from work.



2012 Crashes involving Bicyclists by Location



Bicyclists Killed or Injured in 2012



- Most bicycle crashes occur on local roads and streets.
- This is consistent with the fact that most bicycle travel is in urban areas.
- Children sustain between 1/3 and 1/2 of all bicycle injuries each year. They are involved in crashes caused by darting into traffic and excessive vehicular speeds in neighborhoods and school zones.

Current Bicycle Laws

Based on Wis. Stats. 340.01(5), 346.02(4)(a) and 346.80(2)(a)

- **Vehicular Status**-The bicycle is defined as a vehicle. The operator of a vehicle is granted the same rights and subject to the same duties as the driver of any other vehicle.
- Any person operating a bicycle at less than normal speed shall ride as close as practicable (not as far right as possible) to the right-hand edge or curb of the unobstructed traveled roadway, including riders who are riding two or more abreast.



What You Can Do

- **Give the bicycle at least 3 feet of clearance when passing.**
- **Bicyclists passing a parked, stopped, or moving vehicle are also required to give at least 3 feet of clearance.**
- **Be aware that the occupant of a parked vehicle must look before opening their door to ensure it won't interfere with the movement of traffic.**
- **When turning left, watch for and yield to oncoming bicyclists just as you would yield to oncoming motorists.**
- **When turning right, yield to any bicyclist traveling on your right. Do not try to pass a bicyclist if you are planning to turn right at the next intersection or driveway.**
- **Be aware of children riding their bicycles. A child riding in the street may suddenly swerve in front of you or a child on the sidewalk may suddenly ride out in front of you.**
- **Bicyclists must ride on the right, in the same direction as other traffic.**