

# INATTENTIVE DRIVING in WI



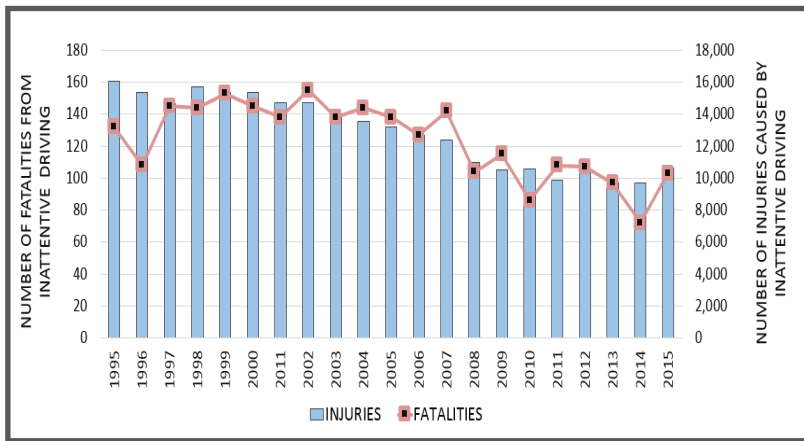
## DID YOU KNOW...

In Wisconsin, in 2015, one person was injured or killed in an inattentive driving-related crash every 49 minutes.

- 24,089 inattentive driving-related crashes occurred in Wisconsin in 2015, a significant increase from 2014.
- In these crashes, 103 people were killed and 10,640 people were injured.
- Inattentive driving was a contributing factor in almost 20% of all 2014 crashes in Wisconsin.

## INATTENTIVE DRIVING-RELATED CRASH TRENDS

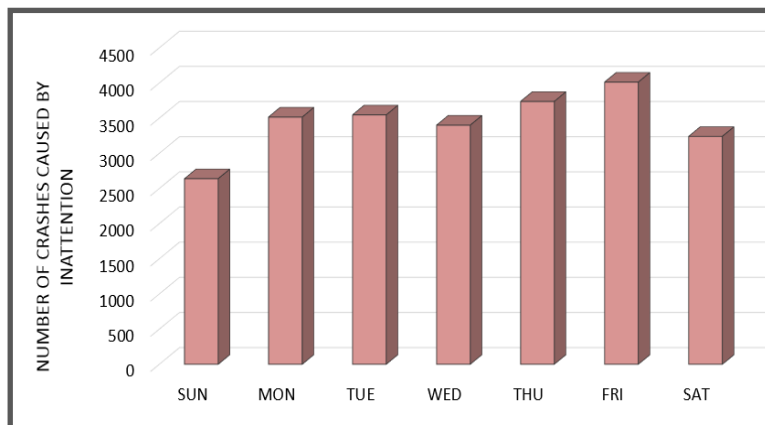
FATALITIES AND INJURIES (1995-2015)



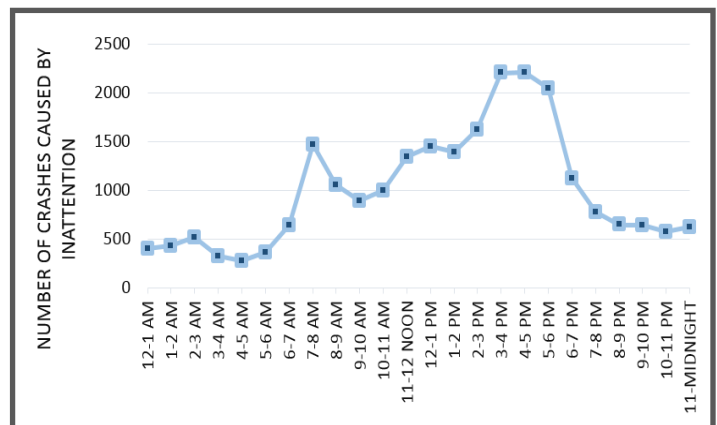
- Since 1995, a gradual decline in both injuries and deaths caused by inattentive driving has been observed. Nonetheless, the fatality figures have declined much less than the injury numbers (which have declined by almost 40%). Furthermore, inattentive driving is almost certainly under-reported, especially with the rise in cell phones (whose use can be difficult to determine at a crash scene).
- From 2014-2015, the number of fatalities caused by inattentive driving increased from 72 to 103, while the number of injuries caused by inattentive driving also increased dramatically, from 9,704 to 10,640.

## WHEN DO CRASHES OCCUR?

INATTENTIVE CRASHES BY DAY OF WEEK (2015)



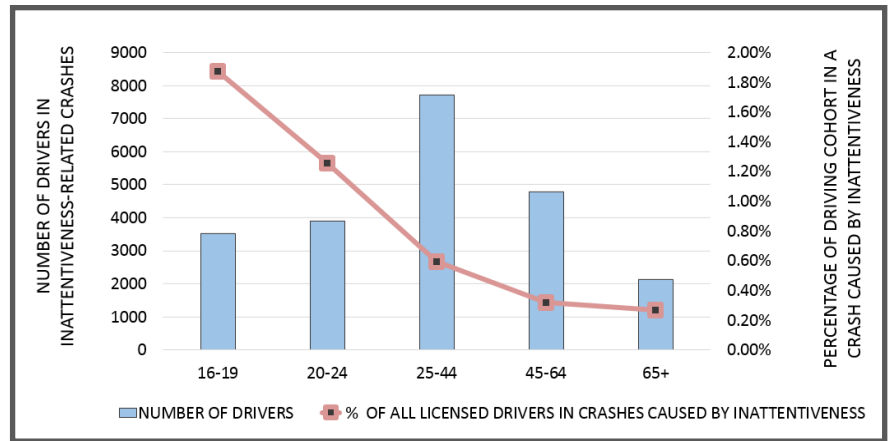
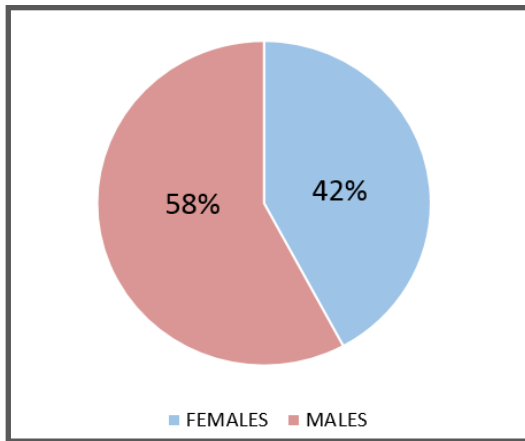
INATTENTIVE CRASHES BY TIME OF DAY (2015)



- In regards to day-of-week factors, crashes peaked on Friday (although the number of crashes was fairly steady throughout the week, with the exception of Sunday).
- Crashes caused by inattention peaked at two different time periods throughout the day: one from 7-8 AM (the morning rush-hour); and the other from approximately 3-6PM (the longer evening rush-hour). Such peaks are a result of increased traffic at these times, but also are caused by dangerous driving habits such as eating or applying make-up in the car while going to work.

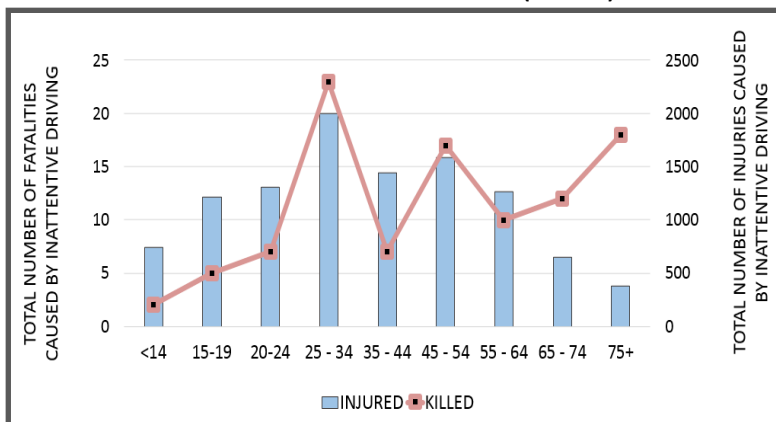
## DETERMINANTS OF INATTENTIVE DRIVING AND CRASH RISK

### DEMOGRAPHICS OF DRIVERS INVOLVED IN CRASHES CAUSED BY INATTENTIVENESS (2015)

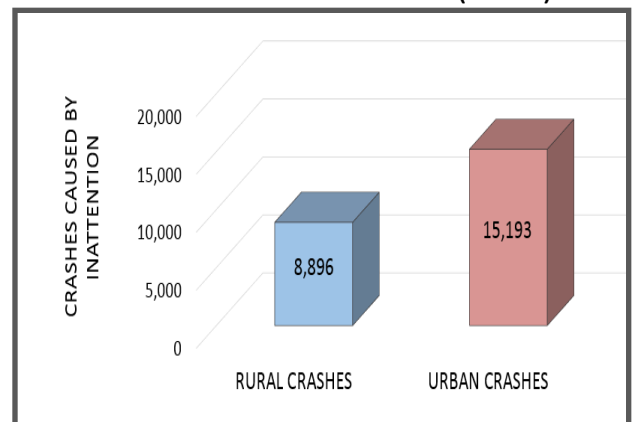


- Male drivers are more likely to be involved in a crash involving inattentiveness than are female drivers.
- Furthermore, while the absolute number of drivers involved in crashes caused by inattentiveness rises with age until middle-age, younger drivers are far more likely to be involved in such crashes once the number of drivers licenses per cohort is taken into account. In a relative sense, drivers ages 16-19 are the most likely to be involved in an inattentiveness-related crash (above right).
- The number of injuries and fatalities caused by inattentive-related crashes follows a roughly similar pattern (the graph below and to the left is unadjusted for the number of drivers in each cohort).

### FATALITIES & INJURIES (2015)



### LOCATION OF CRASHES (2015)



## CURRENT INATTENTIVE DRIVING LAWS

(WIS STATS. 346.89 (1) and (3) and (4))

- Drivers may not perform activities that interfere with the safe operation of the vehicle.
- Drivers may not text while the car is in motion. Cell phones have become ubiquitous in recent years and there is some evidence to suggest that crashes caused by cell phone usage are increasing.
- Drivers with a learner's permit or probationary license may not use their mobile phones while driving, except to report emergencies.

## WHAT CAN YOU DO?

- Just drive—don't try to multitask behind the wheel. Keep your eyes on the road.
- Be alert to your surroundings and traffic conditions. Don't drive while tired.
- Use caution and reduce travel speeds in unfavorable weather and road conditions. Be alert when traveling in work, school, and construction zones.