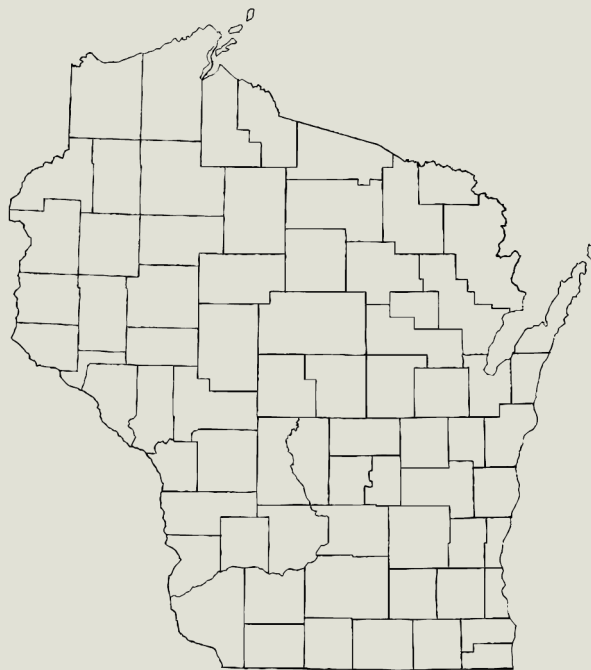




Local Roads Improvement Program

Summary Report



State Fiscal Years 2022-23

**Department of Transportation Investment Management
Bureau of Transit, Local Roads, Railroads and Harbors**

Table of Contents

A MESSAGE FROM THE PROGRAM STAFF	1
LOCAL ROADS IMPROVEMENT PROGRAM (LRIP) OVERVIEW	3
Entitlement Component Biennial Funding Level	3
Discretionary Component Biennial Funding Level	4
2022-23 PROGRAM SUMMARY	5
Figure 1 – Entitlement Component Funding Distribution	5
Figure 2 – Discretionary Component Funding Distribution	6
Figure 3 – Number of Projects by Program Component	7
Statewide Totals by Component.....	8
Other Funding Outlays	8
Statewide Averages by Component and Total Project Cost.....	9
Statewide Number of Projects and Average Project Cost by Type.....	9
DISCRETIONARY PROGRAMS’ SUMMARY	10
TRID 2022-2023 Projects by Improvement Type	11
MSID 2022-2023 Projects by Improvement Type	12
CHID 2022-2023 Projects by Improvement Type.....	12
FUNDING SUNSET POLICY	13
Statewide Program Funds Due to Sunset by Component.....	13
CONTACT INFORMATION	14
INTERNET LINKS	14
REPORTS.....	14
LRIP Project Summary Report By County and Project Type	
County Administrative Fee for FY 2022 and FY 2023	
History of LRIP Projects By County and Component	
LRIP Project Report - By County	

TRID Project Report

MSID Project Report

CHID Project Report By WCHA District

APPENDIX A: LRIP-SUPPLEMENTAL

A MESSAGE FROM THE PROGRAM STAFF

Since 1991, the Wisconsin Department of Transportation (WisDOT) has provided a total of \$752 million in financial assistance to local governments through the Local Roads Improvement Program (LRIP) as detailed in the attached *History of LRIP Projects by County and Component*. This biennial summary report is published every two years in accordance with Administrative Rule [Trans 206](#) to summarize the projects funded by the program. We are pleased to provide this 16th biennial report for fiscal years 2022 and 2023. This document is distributed electronically and is accessible exclusively online on the [LRIP Homepage](http://www.wisconsin.gov/LRIP). (www.wisconsin.gov/LRIP)

The state biennial budget provided entitlement program funds of \$17.86 million in fiscal years 2022 and 2023 for a total of \$35.7 million. Discretionary program funds were approved through a separate appropriation with \$15.17 million in fiscal years 2022 and 2023 for a total of \$30.3 million. The budget also included a one-time allocation of \$25 million made available through the swap of federal and state funds and an additional \$100 million in supplemental funding. Information on Local Roads Improvement Program-Supplemental (LRIP-S) is presented in Appendix A at the end of this document.

Through an administrative agreement with the Wisconsin Department of Natural Resources (DNR), the state biennial budget allocated \$300,000 in fiscal years 2022 and 2023, for a total of \$600,000 to fund 3.0 FTE DNR positions. These resources provided a DNR single point of contact to local governments to help ensure local public transportation projects are built with environmental integrity. While many of these projects are 100% locally funded, both agencies acknowledge the collective value of providing this resource.

With the addition of uncommitted entitlement and discretionary funds from previous biennia, the 2022-2023 program cycle administered a total of \$191 million on 1,083 projects and associated administrative costs. Individual allocations to each component are identified in *Tables 1 and 2* on pages 3 and 4 of this document.

The narrative at the beginning of this report identifies local road improvements funded with program dollars and provides an overview of administrative activities associated with the program. The report identifies: funding levels, number of approved projects for each program component, distribution of funds, number of projects by improvement type, statewide average of program funds, and average cost by improvement type. It also provides the status of projects affected by the sunset of funds that will occur on June 30, 2023. The balance of the report consists of a program history by county and component, a county by county listing of individual projects with details of the improvement types, as well as costs and funding levels associated with each project. Please note that the information in this report is current as of June 12, 2023. Not all projects and program activities from the 2021-23 biennium (referred to as the 2022-2023 LRIP program cycle) have been completed as of June 12, 2023. Therefore, project listings in this report may not agree with changes that occur after this date.

The program provides funds to local governments for road improvements that may not be eligible for any other road improvement funding or cannot successfully compete for other state or federal funds. As a reimbursement program, LRIP leverages matching state and local dollars to fund high priority county highway, municipal street, and town road projects. The continuing demand for program funds demonstrates the ongoing, significant needs of the local road system. It also demonstrates the ability of local communities to leverage program funding to complete larger improvements. All funds are spent each year of the program, demonstrating both the importance of the program and its popularity.

WisDOT extends its gratitude to the county highway commissioners and their staffs who serve as program administrators in each county, as well as to the organizations representing the program applicants – the Wisconsin Towns Association, Wisconsin Counties Association, Wisconsin County Highway Association, and League of Wisconsin Municipalities. These individuals and organizations are fundamental to the effective management of the program, and their cooperation and support are critical to its ongoing success.

LOCAL ROADS IMPROVEMENT PROGRAM (LRIP) OVERVIEW

LRIP was established to provide state funds to assist local units of government in improving seriously deteriorating town roads, municipal streets and villages, and county highways (as per Wisconsin State Statute s.86.31). Funds are provided through reimbursements for improvement projects, up to a maximum of 50% of the total project cost. The program consists of three general components: one for towns (TRI), one for cities and villages (MSI), and one for counties (CHI). The entitlement component for MSI is further divided by size, one for communities with a population of 20,000 or more and another for communities with a population less than 20,000. Within the three general components, there are entitlement funds and discretionary funds.

Table 1

Entitlement Component Biennial Funding Level \$36 million* (Carryover Included)				
Program	Criteria	% of Total Biennial Entitlement Funds	Basis for Allocations	Selection Process
Town Road Improvement Program (TRI)	<ul style="list-style-type: none"> Town Road 	27.6%	<ul style="list-style-type: none"> 100% centerline mileage 	County Town Road Improvement Committee
Municipal Street Improvement Program (MSILT)	<ul style="list-style-type: none"> Municipal Street Cities and Villages - populations of less than 20,000 	15.9%	<ul style="list-style-type: none"> 50% population 50% centerline mileage 	County Municipal Street Improvement Committee
Municipal Street Improvement Program (MSIGT)	<ul style="list-style-type: none"> Municipal Street Cities and Villages - populations of 20,000 or more 	13.5%	<ul style="list-style-type: none"> 50% population 50% centerline mileage 	Provided directly to cities and villages meeting population criterion
County Highway Improvement Program (CHI)	<ul style="list-style-type: none"> County Trunk Highway 	43.0%	<ul style="list-style-type: none"> 60% population 40% centerline mileage 	Provided directly to each county

**Note: DNR funding from the 2022-2023 state biennial budget is not included in these percentages.*

Counties are annually reimbursed a five percent administrative fee for the costs of the administrative services provided by the county highway department for the TRI and MSILT program components.

Table 2 shows the percentage distribution of \$59.59 million in discretionary funds for towns, villages, cities, and counties. The discretionary components provide funds on a competitive, statewide basis for high-cost road improvements.

Table 2

Discretionary Component Biennial Funding Level \$59.59 million (Carryover & Additional Federal / State Swap Included)				
Program	Criteria	% of Total Biennial Discretionary Funds	Basis for Allocations	Selection Process
Town Road Improvement Discretionary Program (TRID)	<ul style="list-style-type: none"> Town Road Minimum project cost - \$100K 	42.7%	<ul style="list-style-type: none"> Competitive with all other towns submitting applications in the state 	Selection by WisDOT Secretary, based on recommendation of statewide TRID committee
Municipal Street Improvement Discretionary Program (MSID)	<ul style="list-style-type: none"> Municipal Street Minimum project cost - \$250K 	24.1%	<ul style="list-style-type: none"> Competitive with all other cities and villages submitting applications in the state 	Selection by WisDOT Secretary, based on recommendation of statewide MSID committee
County Highway Improvement Discretionary Program (CHID)	<ul style="list-style-type: none"> County Trunk Highway Minimum project cost - \$250K 	33.3%	<ul style="list-style-type: none"> Competitive within each of the WCHA districts 	Selection by WisDOT Secretary, based on recommendations of 8 CHID committees

On July 1, 2023, all uncommitted funds from entitlement and discretionary components will be added to the 2023-25 appropriations and redistributed according to the formula outlined in [Trans 206](#).

[Wisconsin Statute 86.31](#) governs LRIP, while *Administrative Rule Trans 206* further defines and prescribes procedures for the program. Decisions affecting the program occur at the local and state levels. Project selection, competitive bidding (which is required) and project administration are handled at the local level. At the state level, WisDOT approves project applications, initiates and signs state/municipal agreements and approves reimbursement requests. The WisDOT Secretary recommends discretionary projects for the Governor's approval based on recommendations by the discretionary committees.

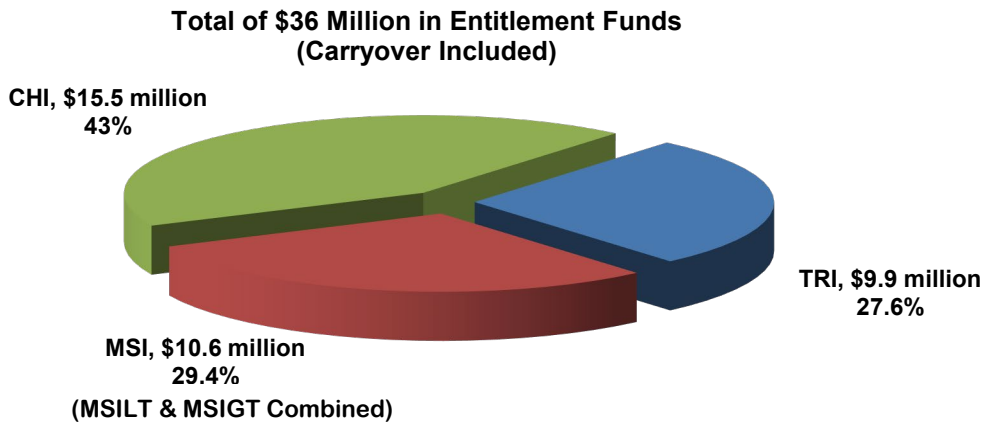
Throughout Wisconsin, there are over 102,000 miles of local roads. LRIP serves as a significant source of funding for local governments to make needed, long-lasting improvements to their local roads. By statute, projects funded with program dollars must have a projected design life of at least 10 years, with work performed in accordance with all applicable federal, state and local laws, rules, ordinances and standards.

2022-23 PROGRAM SUMMARY

The following summarizes the overall performance of the program for the 2022-2023 program cycle.

Figure 1 and **Figure 2** show a combined total biennial investment of \$95.5 million in state entitlement and discretionary funds, which were or are anticipated to be matched by \$222.8 million in local funds. These LRIP projects are, at times, part of larger road improvement projects that include work that was either not eligible for program funds or did not utilize such funds. While the program may reimburse projects up to a maximum of 50% of project costs, on a statewide basis the program covered an average of 29.42% of total project costs, resulting in an average local share of 70.58%.

Figure 1 – Entitlement Component Funding Distribution

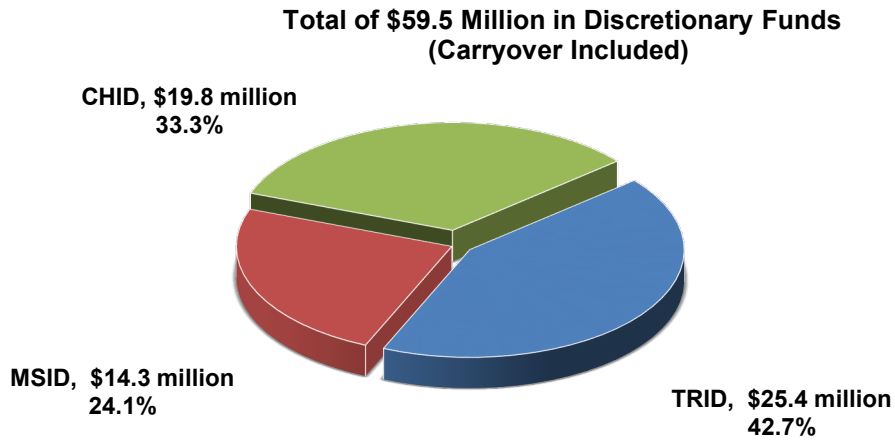


Approximately \$35.1 million in new biennium entitlement funds (without carryover) were distributed pursuant to [s. 86.31\(3\)\(b\), Wis. Stats.](#) as follows:

- \$10 million (28.5%) for Town Road Improvement (TRI) projects
- \$10 million (28.5%) for Municipal Street Improvement (MSI) projects
- \$15.1 million (43.0%) for County Highway Improvement (CHI) projects

\$600,000 for DNR positions was included in the 2022-2023 state biennial budget. The budget language authorized the positions in DNR as program revenue positions and permitted payment of those positions using entitlement funds per agreement between WisDOT and DNR. LRIP provided \$300,000 in each of fiscal years 2022 and 2023 to support three full-time equivalent positions to support DNR’s review of local road improvements.

Figure 2 – Discretionary Component Funding Distribution



Approximately \$59.5 million (includes carryover) designated for the discretionary components were allocated as follows:

- \$19.8 million (33.3%) for County Highway Improvement Discretionary (CHID) projects
- \$25.4 million (42.7%) for Town Road Improvement Discretionary (TRID) projects
- \$14.3 million (24.1%) for Municipal Street Improvement Discretionary (MSID) projects

Figure 3 summarizes how the projects were distributed by program component. Of the 1,083 projects funded:

Entitlement Projects:

- 425 projects (39.24%) were on town roads (TRI)
- 207 projects (19.11%) were on municipal streets in cities and villages with a population of less than 20,000 (MSILT)
- 41 projects (3.79%) were on municipal streets in cities and villages with a population of 20,000 or more (MSIGT)
- 70 projects (6.46%) were on county highways (CHI)

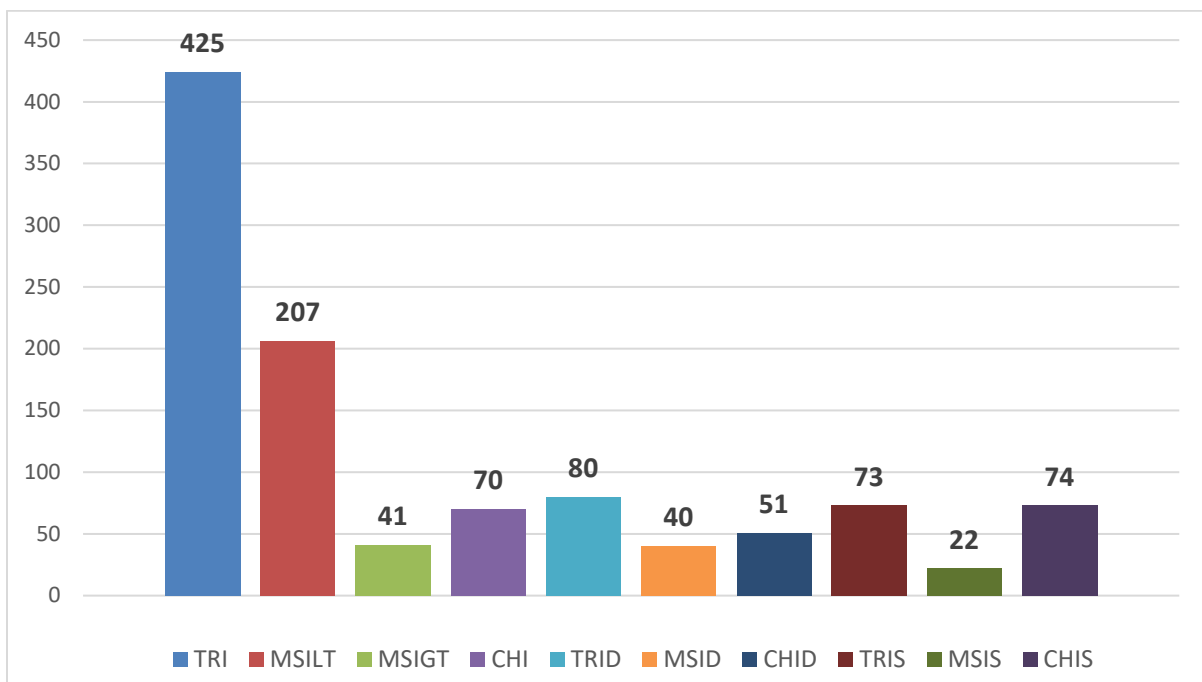
Discretionary Projects:

- 80 projects (7.39%) were on town roads (TRID)
- 40 projects (3.69%) were on municipal streets in cities and villages (MSID)
- 51 projects (4.71%) were on county highways (CHID)

Supplemental Projects:

- 73 projects (6.74%) were on town roads (TRIS)
- 22 projects (2.03%) were on municipal streets in cities and villages (MSIS)
- 74 projects (6.83%) were on county highways (CHIS)

Figure 3 – Number of Projects by Program Component



**Note: See Appendix A for additional information regarding Supplemental projects*

Table 3 and **Table 4** provide a statewide overview of the various LRIP components and other funding outlays, the number of projects, and the statewide average cost share distribution of projects for this biennium.

Table 3

<i>Statewide Totals by Component*</i>				
Component	Total Number of Projects	Local Share	LRIP Reimbursement Amount	Total Project Cost
TRI	425	\$36,745,283.90	\$9,625,998.63	\$46,371,282.53
MSILT	207	\$30,185,762.25	\$4,565,043.83	\$34,750,806.08
MSIGT	41	\$23,784,544.40	\$5,781,285.76	\$29,565,830.16
CHI	70	\$36,594,306.59	\$14,392,431.81	\$50,986,738.40
TRID	80	\$25,455,780.33	\$24,939,452.32	\$50,395,232.65
MSID	40	\$30,747,749.40	\$13,940,962.50	\$44,688,711.90
CHID	51	\$39,720,697.73	\$19,606,359.28	\$59,327,057.01
TRIS	73	\$17,105,433.13	\$38,982,676.04	\$56,088,109.17
MSIS	22	\$27,668,799.60	\$23,804,799.62	\$51,473,599.22
CHIS	74	\$45,488,272.62	\$34,981,023.36	\$80,469,295.98
Statewide Totals	1,083	\$313,496,629.95	\$190,620,033.15	\$504,116,663.10

**Note: The funding totals do not reflect administrative fees, DNR funding, or any uncommitted funds. See Appendix A for more information regarding Supplemental projects.*

Table 4

<i>Other Funding Outlays</i>	
Funding Outlay	Payment Amount
Administrative Fees to counties	\$740,889.21
DNR Funding	\$600,000.00
Total	\$1,340,889.21

Table 5 identifies the statewide averages of program funds, local funds, and total project cost for each component. Local funds cover, on average, from 30% of costs for the TRIS component to 87% of costs for the MSILT component. The average project cost ranges from \$113,549.13 (TRI) to \$2,339,709.06 for (MSIS). Program reimbursements range from an average of 13% (MSILT) to 70% (TRIS).

Table 5

Statewide Averages by Component and Total Project Cost*					
Component	Average LRIP Funds per Project	Average % of LRIP Funds per Project	Average Local Funds per Project	Average % of Local Funds per Project	Average Total Cost Per Project
TRI	\$22,763.58	20.00 %	\$90,785.55	80.00 %	\$113,549.13
MSILT	\$22,193.13	13.00 %	\$143,798.03	87.00 %	\$165,991.16
MSIGT	\$138,760.42	19.00 %	\$573,601.17	81.00 %	\$712,361.60
CHI	\$202,985.84	28.00 %	\$511,695.08	72.00 %	\$714,680.91
TRID	\$311,743.15	49.00 %	\$318,197.25	51.00 %	\$629,940.41
MSID	\$348,524.06	31.00 %	\$768,693.74	69.00 %	\$1,117,217.80
CHID	\$383,237.15	33.00 %	\$785,197.89	67.00 %	\$1,168,435.04
TRIS	\$534,009.26	70.00 %	\$234,321.00	30.00 %	\$768,330.26
MSIS	\$1,082,036.35	46.00 %	\$1,257,672.71	54.00 %	\$2,339,709.06
CHIS	\$465,990.14	43.00 %	\$607,290.07	57.00 %	\$1,073,280.21

**Note: The funding totals do not include the DNR funding. See Appendix A for more information regarding Supplemental projects.*

Table 6 illustrates the number of projects and average project cost by improvement type. In some instances, the local improvement greatly exceeds the size of the LRIP match, demonstrating the significant investments local governments continue to make in Wisconsin's local roads system. This table shows the important role that state funding plays in supplementing local monies for improvements.

Table 6

Statewide Number of Projects and Average Project Cost by Type*					
Improvement Type	Number of Projects	% of Total Number of Projects	Average LRIP Funds per Project	Average Local Funds per Project	Average Total Cost per Project
Pavement Replacement	250	23.08%	\$109,300.08	\$191,854.92	\$301,155.00
Reconditioning	123	11.36%	\$208,043.83	\$235,685.02	\$443,728.86
Reconstruction	244	22.53%	\$344,678.10	\$578,716.96	\$923,395.06
Resurfacing	225	20.78%	\$80,472.20	\$194,260.85	\$274,733.05
Structures	45	4.16%	\$271,775.61	\$256,538.22	\$528,313.84
Hot Mix Asphalt (HMA) Only	196	18.10%	\$118,714.38	\$204,509.14	\$323,223.52

**Note: The funding averages and numbers of projects do not reflect DNR funding.*

DISCRETIONARY PROGRAMS' SUMMARY

LRIP's discretionary components are intended to alleviate financial pressure on local governments by providing funds on a statewide, competitive basis to fund high-cost road improvements. Each discretionary component has its own selection committee. The selection committees' primary goal is to continue to maintain as close to a 50% state / 50% local match as possible, with fair geographic distribution of improvements. The department allowed the committees the ability to consider all discretionary project applications for funding in either component type (discretionary and supplemental) unless the applicant indicated they would only accept greater than 50% project funding. Each committee considers four major criteria for project selection, which are detailed in each section below.

Town Road Improvement - Discretionary (TRID)

The Statewide Town Road Improvement Discretionary Committee (STRIDC) consists of six Wisconsin Towns Association district directors and six members at large, appointed by the WisDOT Secretary. Also included as voting members on the committee are representatives from the Wisconsin Farm Bureau, Great Lakes Timber Professionals Association, and Wisconsin Dairy Business Association.

Committee members may not submit projects during the term of their assignment on the committee. To be eligible for discretionary funding, the total project cost must be at least \$100,000. The four major selection criteria, in priority order, are; (1) Safety; (2) Reconstruction with heavy vehicle or high-volume traffic; (3) Reconstruction with typical traffic; and (4) Multi-jurisdictional Projects. In addition, applications submitted for projects fitting the (2) criteria require a professional design.

WisDOT appreciates the work by local representatives who served on the 2022-2023 Committee:

- Steve Dickinsen, (Committee Chair), Town of Garfield, Jackson County
- Keith Henderson, Town of Brookfield, Waukesha County
- John Piechowski, Town of Warren, Waushara County
- Dale Houdek, Town of Emery, Price County
- Tom Winker, Town of Belgium, Ozaukee County
- Mike Pagel, Town of Lanark, Portage County
- Betty Manson, Town of Plymouth, Juneau County
- Kevin Koth, Town of Bradley, Lincoln County
- Jack Herricks, Town of Jefferson, Monroe County
- Joe Schumacher, Town of Ellington, Outagamie County
- Joe Lorence, Town of Marshall, Rusk County
- Bob Dries, Town of Clyde, Iowa County
- Henry Schienebeck, Great Lakes Timber Professionals Association
- Chad Zuleger, Wisconsin Dairy Business Association
- Robert Nigh, Wisconsin Farm Bureau

WisDOT Committee Staff:

- Merrill Mechler-Hickson, WisDOT Local Programs & Finance Section Chief
- Tim Olusegun, WisDOT Local Programs & Finance Section Supervisor
- Patrick Vander Sanden, Statewide Local Program Manager

The TRID program has been available for 15 biennia. The purpose of the program is to help meet the significant needs of towns in the maintenance of Wisconsin's 61,384 miles of town roads and to provide strong funding assistance when large improvements are undertaken. During the 2022-2023 biennium, 437 applications for discretionary and supplemental town funding were received. The STRIDC recommended 81 projects receive discretionary funding.

Table 7

TRID 2022-2023 Projects by Improvement Type*				
Improvement Type	Number of Projects	Local Share	LRIP Reimbursement Amount	Total Project Cost
Pavement Replacement	22	\$4,623,117.59	\$4,396,498.98	\$9,019,616.57
Reconditioning	24	\$8,776,256.88	\$8,629,582.92	\$17,405,839.80
Reconstruction	24	\$9,574,344.57	\$9,454,039.53	\$19,028,384.10
Resurfacing	5	\$1,084,075.00	\$1,074,147.18	\$2,158,222.18
Structures	5	\$1,397,986.29	\$1,385,183.71	\$2,783,170.00
Total	80	\$25,455,780.33	\$24,939,452.32	\$50,395,232.65

**Note: Table illustrates current figures at time of publication. See Appendix A for more information regarding Supplemental projects.*

Municipal Street Improvement - Discretionary (MSID)

The Statewide Municipal Street Improvement Discretionary Committee (SMSIDC) consists of six members of the League of Wisconsin Municipalities who recommend projects to WisDOT's Secretary. Members of the committee were nominated by the association. Committee members may not submit projects during the term of their assignment on the committee. To be eligible for discretionary funding, the total project cost must be at least \$250,000. The four major selection criteria categories used for projects are (1) Safety, (2) Reconstruction Projects, (3) High Traffic Volume Projects, and (4) Comprehensive Planning.

WisDOT appreciates the work by local representatives that served on the 2022-2023 Committee:

- Mark Johnsrud (Committee Chair), Administrator, City of St. Francis
- Kayla Thorp, Administrator, Village of Butler
- Mike Wiza, Mayor, City of Stevens Point
- Dawn Wagner, Administrator, Village of Saukville
- Randy Reeg, Administrator, City of Mauston
- Gary Olsen, Administrator, Village of Rothschild

WisDOT Committee Staff:

- Merrill Mechler-Hickson, WisDOT Local Programs & Finance Section Chief
- Tim Olusegun, WisDOT Local Programs & Finance Section Supervisor
- Patrick Vander Sanden, Statewide Local Program Manager

The MSID program has been available for 12 biennia. The purpose of the program is to help meet the significant needs of cities and village in the maintenance of Wisconsin’s 20,960 miles of city and village streets. During the 2022-2023 biennium, 166 applications for discretionary and supplemental city and village funding were received. Of those applications, the SMSIDC recommended 41 projects receive funding.

Table 8

MSID 2022-2023 Projects by Improvement Type*				
Improvement Type	Number of Projects	Local Share	LRIP Reimbursement Amount	Total Project Cost
Pavement Replacement	5	\$2,445,403.00	\$1,582,000.00	\$4,027,403.00
Reconstruction	35	\$28,302,346.40	\$12,358,962.50	\$40,661,308.90
Total	40	\$30,747,749.40	\$13,940,962.50	\$44,688,711.90

**Note: Table illustrates current figures at time of publication. See Appendix A for more information regarding Supplemental projects.*

County Highway Improvement - Discretionary (CHID)

The County Highway Improvement District Committees (CHIDC), established across each of WisDOT’s regions, prioritize and recommend projects to the WisDOT Secretary. The district committees are made up of all county highway commissioners within each WCHA district. The four major selection criteria used by the committees are (1) Safety, (2) Reconstruction, (3) Traffic Volume, and (4) Joint Projects between two or more counties. The committee has a goal of equitable distribution, allowing no more than one project per county to be approved in any given program cycle.

The CHID program has been available for 12 biennia. This reflects ongoing needs along Wisconsin’s 19,818 miles of the county trunk highway system. During the 2022-2023 biennium, the County Highway Improvement Discretionary Committee (CHIDC) recommended 52 projects receive funding.

Table 9

CHID 2022-2023 Projects by Improvement Type*				
Improvement Type	Number of Projects	Local Share	LRIP Reimbursement Amount	Total Project Cost
Pavement Replacement	20	\$10,387,554.82	\$6,735,466.20	\$17,123,021.02
Reconditioning	9	\$4,511,395.29	\$2,380,796.95	\$6,892,192.24
Reconstruction	9	\$16,231,410.63	\$5,072,653.37	\$21,304,064.00
Resurfacing	9	\$7,080,408.24	\$4,370,891.51	\$11,451,299.75
Structures	4	\$1,509,928.75	\$1,046,551.25	\$2,556,480.00
Total	51	\$39,720,697.73	\$19,606,359.28	\$59,327,057.01

**Note: Table illustrates current figures at time of publication. See Appendix A for more information regarding Supplemental projects.*

FUNDING SUNSET POLICY

The funding sunset policy implemented in the program cycle ensures the timely use of program funds. All monies not used by the sunset deadline are returned to the appropriation for redistribution in the next program cycle. WisDOT provides county highway commissioners with a statewide listing of open projects on a quarterly basis. The statewide *Open Projects Report* is also posted electronically at the [LRIP Web System \(http://wisconsindot.gov/LRIP\)](http://wisconsindot.gov/LRIP) on the WisDOT internet site.

All entitlement and discretionary projects programmed with 2016-2017 funds were closed by the end of state fiscal year 2021 (June 30, 2021). On June 30, 2021, program sunset funds totaling \$1,098,880 on 30 projects statewide were returned to the LRIP appropriation and used as carryover for the 2022-2023 program cycle.

Current program cycles with corresponding sunset date:

Program Cycle	Sunset Date
2018-2019	June 30, 2023
2020-2021	June 30, 2025
2022-2023	June 30, 2027

Table 10 identifies the number of remaining 2018-2019 open projects by component and the program dollars due to sunset June 30, 2023. As of June 12, 2023, 117 projects totaling just roughly \$6.5 million in program funds remain open. Any projects that are sunset on June 30th shall have their funds returned to the LRIP program for redistribution within the appropriate municipal component.

Table 10

<i>Statewide Program Funds Due to Sunset by Component</i>		
Component	Number of Open Projects	LRIP Funds
CHI	10	\$1,329,547.14
CHID	5	\$1,945,685.76
MSIGT	3	\$338,214.69
MSILT	39	\$636,492.02
MSID	1	\$138,021.30
TRI	51	\$1,041,306.22
TRID	8	\$1,089,593.95
Total	117	\$6,518,861.08

The current LRIP web system can be accessed via the launch site at:
www.wisconsindot.gov/LRIP.

CONTACT INFORMATION

John Moe, LRIP Program Manager
johnx.moe@dot.wi.gov or (608) 267-0404

Contact John for all program-related questions and requests for project changes and substitutions.

Benjamin Radue, Contract Specialist
benjamin.radue@dot.wi.gov or (608) 261-0128

Contact Benjamin for reimbursement requests.

INTERNET LINKS

LRIP homepage is located on the WisDOT Internet site at:

<http://www.wisconsindot.gov/lrip>

Wisconsin Statute **86.31**: <http://docs.legis.wisconsin.gov/statutes/statutes/86/31>

Administrative Rule **Trans 206**: http://docs.legis.wisconsin.gov/code/admin_code/trans/206

The LRIP web system can be accessed via the launch site at:

<https://lrip.wisconsindot.gov/login>

REPORTS

Local Roads Improvement Program (LRIP) 2022 - 2023 Biennial Project Summary by County And Project Type

Adams			
Type	No.	Total \$	LRIP Funding
Reconstruction	3	\$5,327,575.00	\$1,517,925.07
Recondition	3	\$1,091,036.26	\$80,871.74
Resurfacing	2	\$243,744.66	\$71,403.46
Pavement Replacement	1	\$260,000.00	\$35,701.73
Structures	1	\$301,872.00	\$102,101.90
Hot Mix Asphalt	0	\$0.00	\$0.00
Totals	10	\$7,224,227.92	\$1,808,003.90

Ashland			
Type	No.	Total \$	LRIP Funding
Reconstruction	5	\$2,946,015.78	\$1,562,284.98
Recondition	0	\$0.00	\$0.00
Resurfacing	4	\$2,848,670.87	\$388,586.74
Pavement Replacement	3	\$683,886.93	\$207,239.32
Structures	0	\$0.00	\$0.00
Hot Mix Asphalt	0	\$0.00	\$0.00
Totals	12	\$6,478,573.58	\$2,158,111.04

Barron			
Type	No.	Total \$	LRIP Funding
Reconstruction	2	\$2,030,730.00	\$416,946.16
Recondition	0	\$0.00	\$0.00
Resurfacing	5	\$995,750.00	\$440,483.01
Pavement Replacement	5	\$398,386.09	\$85,393.82
Structures	3	\$2,424,867.28	\$1,246,772.96
Hot Mix Asphalt	7	\$559,038.62	\$120,943.70
Totals	22	\$6,408,771.99	\$2,310,539.65

Bayfield			
Type	No.	Total \$	LRIP Funding
Reconstruction	5	\$4,136,464.00	\$2,618,769.05
Recondition	1	\$230,000.00	\$114,471.00
Resurfacing	5	\$517,185.08	\$247,869.72
Pavement Replacement	5	\$433,557.71	\$210,414.85
Structures	0	\$0.00	\$0.00
Hot Mix Asphalt	3	\$192,615.00	\$95,815.00
Totals	19	\$5,509,821.79	\$3,287,339.62

Brown			
Type	No.	Total \$	LRIP Funding
Reconstruction	6	\$5,379,767.69	\$2,710,104.47
Recondition	1	\$58,500.00	\$15,500.22
Resurfacing	5	\$2,171,695.25	\$395,220.31
Pavement Replacement	4	\$1,948,115.00	\$1,132,313.74
Structures	0	\$0.00	\$0.00
Hot Mix Asphalt	1	\$107,386.00	\$15,500.22
Totals	17	\$9,665,463.94	\$4,268,638.96

Buffalo			
Type	No.	Total \$	LRIP Funding
Reconstruction	0	\$0.00	\$0.00
Recondition	0	\$0.00	\$0.00
Resurfacing	2	\$83,500.00	\$32,883.67
Pavement Replacement	0	\$0.00	\$0.00
Structures	4	\$1,378,500.00	\$596,816.51
Hot Mix Asphalt	6	\$1,257,517.00	\$322,834.80
Totals	12	\$2,719,517.00	\$952,534.98

Burnett			
Type	No.	Total \$	LRIP Funding
Reconstruction	2	\$430,000.00	\$256,215.50
Recondition	1	\$80,000.00	\$17,200.65
Resurfacing	14	\$1,803,007.03	\$735,271.82
Pavement Replacement	0	\$0.00	\$0.00
Structures	1	\$200,000.00	\$99,540.00
Hot Mix Asphalt	0	\$0.00	\$0.00
Totals	18	\$2,513,007.03	\$1,108,227.97

Calumet			
Type	No.	Total \$	LRIP Funding
Reconstruction	4	\$391,377.97	\$145,613.69
Recondition	0	\$0.00	\$0.00
Resurfacing	0	\$0.00	\$0.00
Pavement Replacement	3	\$3,578,829.00	\$1,489,489.38
Structures	0	\$0.00	\$0.00
Hot Mix Asphalt	1	\$497,172.00	\$123,695.00
Totals	8	\$4,467,378.97	\$1,758,798.07

Chippewa			
Type	No.	Total \$	LRIP Funding
Reconstruction	3	\$3,256,350.00	\$1,623,650.00
Recondition	9	\$2,479,090.27	\$1,322,446.13
Resurfacing	2	\$133,921.10	\$38,921.10
Pavement Replacement	6	\$641,596.00	\$148,946.04
Structures	3	\$3,430,000.00	\$1,155,871.23
Hot Mix Asphalt	0	\$0.00	\$0.00
Totals	23	\$9,940,957.37	\$4,289,834.50

Local Roads Improvement Program (LRIP) 2022 - 2023 Biennial Project Summary by County And Project Type

Clark			
Type	No.	Total \$	LRIP Funding
Reconstruction	4	\$1,583,030.50	\$356,757.96
Recondition	1	\$101,094.78	\$50,547.39
Resurfacing	5	\$381,044.96	\$168,248.55
Pavement Replacement	2	\$903,539.00	\$415,298.32
Structures	2	\$903,258.00	\$612,763.27
Hot Mix Asphalt	3	\$1,820,050.00	\$672,031.24
Totals	17	\$5,692,017.24	\$2,275,646.73

Columbia			
Type	No.	Total \$	LRIP Funding
Reconstruction	5	\$4,435,587.00	\$953,817.02
Recondition	2	\$640,886.00	\$274,660.39
Resurfacing	2	\$1,660,000.00	\$721,543.13
Pavement Replacement	3	\$1,832,976.55	\$838,589.10
Structures	0	\$0.00	\$0.00
Hot Mix Asphalt	12	\$1,457,916.92	\$577,517.83
Totals	24	\$10,027,366.47	\$3,366,127.47

Crawford			
Type	No.	Total \$	LRIP Funding
Reconstruction	0	\$0.00	\$0.00
Recondition	1	\$287,500.00	\$199,525.00
Resurfacing	1	\$51,850.00	\$25,925.00
Pavement Replacement	2	\$2,482,448.94	\$1,045,579.78
Structures	0	\$0.00	\$0.00
Hot Mix Asphalt	4	\$1,359,821.64	\$600,594.96
Totals	8	\$4,181,620.58	\$1,871,624.74

Dane			
Type	No.	Total \$	LRIP Funding
Reconstruction	12	\$15,180,606.08	\$6,815,227.37
Recondition	1	\$130,000.00	\$17,534.91
Resurfacing	18	\$4,992,093.97	\$1,800,628.71
Pavement Replacement	8	\$3,583,938.33	\$1,324,331.57
Structures	0	\$0.00	\$0.00
Hot Mix Asphalt	0	\$0.00	\$0.00
Totals	39	\$23,886,638.38	\$9,957,722.56

Dodge			
Type	No.	Total \$	LRIP Funding
Reconstruction	5	\$7,965,809.00	\$2,685,559.69
Recondition	0	\$0.00	\$0.00
Resurfacing	7	\$4,682,883.75	\$1,402,876.86
Pavement Replacement	2	\$997,364.00	\$420,000.00
Structures	0	\$0.00	\$0.00
Hot Mix Asphalt	0	\$0.00	\$0.00
Totals	14	\$13,646,056.75	\$4,508,436.55

Door			
Type	No.	Total \$	LRIP Funding
Reconstruction	6	\$1,697,430.82	\$923,457.96
Recondition	0	\$0.00	\$0.00
Resurfacing	2	\$1,530,030.00	\$595,438.00
Pavement Replacement	4	\$1,040,817.71	\$408,510.25
Structures	0	\$0.00	\$0.00
Hot Mix Asphalt	3	\$234,747.50	\$49,593.94
Totals	15	\$4,503,026.03	\$1,977,000.15

Douglas			
Type	No.	Total \$	LRIP Funding
Reconstruction	5	\$5,446,868.16	\$1,465,771.70
Recondition	2	\$173,000.00	\$45,558.12
Resurfacing	4	\$435,853.61	\$87,793.01
Pavement Replacement	3	\$845,000.00	\$286,676.76
Structures	0	\$0.00	\$0.00
Hot Mix Asphalt	2	\$2,519,386.24	\$570,793.22
Totals	16	\$9,420,108.01	\$2,456,592.81

Dunn			
Type	No.	Total \$	LRIP Funding
Reconstruction	4	\$3,297,140.00	\$1,367,830.26
Recondition	2	\$1,505,250.00	\$749,162.93
Resurfacing	1	\$225,000.00	\$14,521.17
Pavement Replacement	10	\$2,414,766.78	\$834,605.60
Structures	0	\$0.00	\$0.00
Hot Mix Asphalt	5	\$682,081.67	\$259,317.33
Totals	22	\$8,124,238.45	\$3,225,437.29

Eau Claire			
Type	No.	Total \$	LRIP Funding
Reconstruction	2	\$2,324,300.00	\$1,462,698.40
Recondition	0	\$0.00	\$0.00
Resurfacing	0	\$0.00	\$0.00
Pavement Replacement	8	\$4,871,321.12	\$1,639,711.81
Structures	1	\$990,780.00	\$687,601.32
Hot Mix Asphalt	1	\$219,254.19	\$33,503.76
Totals	12	\$8,405,655.31	\$3,823,515.29

Local Roads Improvement Program (LRIP) 2022 - 2023 Biennial Project Summary by County And Project Type

Florence			
Type	No.	Total \$	LRIP Funding
Reconstruction	2	\$440,000.00	\$290,946.00
Recondition	1	\$254,687.50	\$127,343.75
Resurfacing	1	\$127,965.00	\$30,696.00
Pavement Replacement	3	\$1,149,980.00	\$511,313.35
Structures	0	\$0.00	\$0.00
Hot Mix Asphalt	0	\$0.00	\$0.00
Totals	7	\$1,972,632.50	\$960,299.10

Fond du Lac			
Type	No.	Total \$	LRIP Funding
Reconstruction	5	\$5,247,580.00	\$2,365,344.80
Recondition	3	\$1,444,249.07	\$982,896.05
Resurfacing	0	\$0.00	\$0.00
Pavement Replacement	3	\$475,660.31	\$137,721.88
Structures	0	\$0.00	\$0.00
Hot Mix Asphalt	4	\$3,088,795.90	\$1,475,453.75
Totals	15	\$10,256,285.28	\$4,961,416.48

Forest			
Type	No.	Total \$	LRIP Funding
Reconstruction	0	\$0.00	\$0.00
Recondition	2	\$680,000.00	\$294,005.23
Resurfacing	1	\$75,000.00	\$30,581.06
Pavement Replacement	3	\$204,500.00	\$69,075.50
Structures	0	\$0.00	\$0.00
Hot Mix Asphalt	1	\$93,622.45	\$30,581.06
Totals	7	\$1,053,122.45	\$424,242.85

Grant			
Type	No.	Total \$	LRIP Funding
Reconstruction	9	\$2,254,603.62	\$671,704.44
Recondition	3	\$1,786,800.00	\$873,816.47
Resurfacing	6	\$466,700.00	\$112,605.60
Pavement Replacement	0	\$0.00	\$0.00
Structures	7	\$1,269,000.00	\$766,675.55
Hot Mix Asphalt	1	\$868,000.00	\$177,710.55
Totals	26	\$6,645,103.62	\$2,602,512.61

Green			
Type	No.	Total \$	LRIP Funding
Reconstruction	6	\$2,599,000.00	\$1,442,364.05
Recondition	0	\$0.00	\$0.00
Resurfacing	2	\$295,000.00	\$104,176.85
Pavement Replacement	1	\$135,000.00	\$35,052.93
Structures	0	\$0.00	\$0.00
Hot Mix Asphalt	3	\$1,956,325.00	\$1,279,857.74
Totals	12	\$4,985,325.00	\$2,861,451.57

Green Lake			
Type	No.	Total \$	LRIP Funding
Reconstruction	4	\$1,127,172.64	\$642,950.32
Recondition	0	\$0.00	\$0.00
Resurfacing	0	\$0.00	\$0.00
Pavement Replacement	2	\$1,688,233.00	\$319,163.76
Structures	0	\$0.00	\$0.00
Hot Mix Asphalt	5	\$1,904,347.43	\$612,115.43
Totals	11	\$4,719,753.07	\$1,574,229.51

Iowa			
Type	No.	Total \$	LRIP Funding
Reconstruction	5	\$5,676,603.00	\$3,019,908.03
Recondition	3	\$2,141,590.00	\$706,362.79
Resurfacing	4	\$278,336.45	\$115,096.18
Pavement Replacement	0	\$0.00	\$0.00
Structures	1	\$105,000.00	\$72,870.00
Hot Mix Asphalt	0	\$0.00	\$0.00
Totals	13	\$8,201,529.45	\$3,914,237.00

Iron			
Type	No.	Total \$	LRIP Funding
Reconstruction	0	\$0.00	\$0.00
Recondition	5	\$1,791,034.26	\$944,584.29
Resurfacing	3	\$187,585.75	\$51,309.95
Pavement Replacement	0	\$0.00	\$0.00
Structures	0	\$0.00	\$0.00
Hot Mix Asphalt	2	\$257,973.74	\$86,919.75
Totals	10	\$2,236,593.75	\$1,082,813.99

Jackson			
Type	No.	Total \$	LRIP Funding
Reconstruction	2	\$42,000.00	\$19,563.76
Recondition	2	\$2,004,400.00	\$1,126,048.60
Resurfacing	1	\$65,000.00	\$32,500.00
Pavement Replacement	3	\$254,236.80	\$125,473.88
Structures	1	\$960,000.00	\$237,933.80
Hot Mix Asphalt	2	\$674,544.00	\$236,367.09
Totals	11	\$4,000,180.80	\$1,777,887.13

Local Roads Improvement Program (LRIP) 2022 - 2023 Biennial Project Summary by County And Project Type

Jefferson			
Type	No.	Total \$	LRIP Funding
Reconstruction	2	\$687,900.00	\$49,184.58
Recondition	2	\$1,486,246.52	\$579,749.13
Resurfacing	4	\$1,307,069.80	\$163,979.41
Pavement Replacement	2	\$360,000.00	\$179,758.50
Structures	0	\$0.00	\$0.00
Hot Mix Asphalt	4	\$3,530,225.00	\$965,581.37
Totals	14	\$7,371,441.32	\$1,938,252.99

Juneau			
Type	No.	Total \$	LRIP Funding
Reconstruction	4	\$361,136.00	\$67,629.24
Recondition	3	\$795,454.00	\$509,933.48
Resurfacing	4	\$183,047.00	\$64,921.41
Pavement Replacement	1	\$100,000.00	\$16,230.74
Structures	0	\$0.00	\$0.00
Hot Mix Asphalt	2	\$1,135,322.28	\$464,677.72
Totals	14	\$2,574,959.28	\$1,123,392.59

Kenosha			
Type	No.	Total \$	LRIP Funding
Reconstruction	1	\$6,025,800.00	\$3,012,900.00
Recondition	0	\$0.00	\$0.00
Resurfacing	5	\$6,812,351.08	\$2,119,815.02
Pavement Replacement	2	\$1,045,980.00	\$79,108.31
Structures	0	\$0.00	\$0.00
Hot Mix Asphalt	1	\$100,000.00	\$31,955.72
Totals	9	\$13,984,131.08	\$5,243,779.05

Kewaunee			
Type	No.	Total \$	LRIP Funding
Reconstruction	2	\$2,156,221.00	\$415,640.27
Recondition	0	\$0.00	\$0.00
Resurfacing	1	\$27,303.37	\$13,651.68
Pavement Replacement	2	\$272,100.00	\$169,777.67
Structures	4	\$1,914,834.76	\$1,203,319.42
Hot Mix Asphalt	5	\$749,688.71	\$309,165.86
Totals	14	\$5,120,147.84	\$2,111,554.90

La Crosse			
Type	No.	Total \$	LRIP Funding
Reconstruction	2	\$1,836,000.00	\$502,835.37
Recondition	1	\$138,468.00	\$64,440.15
Resurfacing	0	\$0.00	\$0.00
Pavement Replacement	2	\$272,340.00	\$91,085.58
Structures	1	\$490,000.00	\$340,060.00
Hot Mix Asphalt	2	\$1,896,000.00	\$511,769.48
Totals	8	\$4,632,808.00	\$1,510,190.58

Lafayette			
Type	No.	Total \$	LRIP Funding
Reconstruction	4	\$462,903.00	\$285,612.95
Recondition	1	\$21,557.32	\$8,404.56
Resurfacing	5	\$1,831,018.63	\$1,435,493.48
Pavement Replacement	0	\$0.00	\$0.00
Structures	0	\$0.00	\$0.00
Hot Mix Asphalt	0	\$0.00	\$0.00
Totals	10	\$2,315,478.95	\$1,729,510.99

Langlade			
Type	No.	Total \$	LRIP Funding
Reconstruction	2	\$275,000.00	\$112,802.37
Recondition	2	\$218,400.00	\$109,251.51
Resurfacing	4	\$219,475.00	\$48,366.04
Pavement Replacement	4	\$531,061.00	\$48,366.14
Structures	0	\$0.00	\$0.00
Hot Mix Asphalt	2	\$804,495.00	\$331,311.86
Totals	14	\$2,048,431.00	\$650,097.92

Lincoln			
Type	No.	Total \$	LRIP Funding
Reconstruction	1	\$50,000.00	\$15,462.73
Recondition	7	\$752,947.37	\$266,971.38
Resurfacing	1	\$52,000.00	\$15,462.73
Pavement Replacement	0	\$0.00	\$0.00
Structures	1	\$300,000.00	\$208,200.00
Hot Mix Asphalt	3	\$1,218,551.16	\$562,183.82
Totals	13	\$2,373,498.53	\$1,068,280.66

Manitowoc			
Type	No.	Total \$	LRIP Funding
Reconstruction	3	\$3,050,000.00	\$1,251,585.03
Recondition	0	\$0.00	\$0.00
Resurfacing	3	\$304,312.50	\$50,260.48
Pavement Replacement	7	\$1,826,980.00	\$782,563.85
Structures	0	\$0.00	\$0.00
Hot Mix Asphalt	3	\$522,320.00	\$234,523.31
Totals	16	\$5,703,612.50	\$2,318,932.67

Local Roads Improvement Program (LRIP) 2022 - 2023 Biennial Project Summary by County And Project Type

Marathon			
Type	No.	Total \$	LRIP Funding
Reconstruction	13	\$9,118,641.05	\$3,899,234.43
Recondition	0	\$0.00	\$0.00
Resurfacing	2	\$349,536.80	\$33,854.73
Pavement Replacement	7	\$883,683.70	\$209,338.10
Structures	0	\$0.00	\$0.00
Hot Mix Asphalt	4	\$2,306,000.00	\$1,189,615.76
Totals	26	\$12,657,861.55	\$5,332,043.02

Marinette			
Type	No.	Total \$	LRIP Funding
Reconstruction	2	\$919,625.00	\$577,928.76
Recondition	2	\$1,214,854.07	\$602,395.41
Resurfacing	1	\$123,600.00	\$26,754.95
Pavement Replacement	9	\$1,268,715.50	\$366,395.07
Structures	0	\$0.00	\$0.00
Hot Mix Asphalt	3	\$616,000.00	\$220,894.90
Totals	17	\$4,142,794.57	\$1,794,369.09

Marquette			
Type	No.	Total \$	LRIP Funding
Reconstruction	0	\$0.00	\$0.00
Recondition	0	\$0.00	\$0.00
Resurfacing	4	\$174,315.10	\$45,765.95
Pavement Replacement	1	\$320,578.15	\$136,436.49
Structures	0	\$0.00	\$0.00
Hot Mix Asphalt	5	\$1,168,544.36	\$410,301.38
Totals	10	\$1,663,437.61	\$592,503.82

Menominee			
Type	No.	Total \$	LRIP Funding
Reconstruction	0	\$0.00	\$0.00
Recondition	0	\$0.00	\$0.00
Resurfacing	1	\$364,100.00	\$252,685.40
Pavement Replacement	2	\$632,604.02	\$229,738.37
Structures	0	\$0.00	\$0.00
Hot Mix Asphalt	0	\$0.00	\$0.00
Totals	3	\$996,704.02	\$482,423.77

Milwaukee			
Type	No.	Total \$	LRIP Funding
Reconstruction	6	\$20,551,700.00	\$5,833,790.90
Recondition	2	\$3,947,498.00	\$1,182,030.39
Resurfacing	4	\$844,560.44	\$249,704.79
Pavement Replacement	5	\$3,456,591.80	\$615,224.54
Structures	0	\$0.00	\$0.00
Hot Mix Asphalt	0	\$0.00	\$0.00
Totals	17	\$28,800,350.24	\$7,880,750.62

Monroe			
Type	No.	Total \$	LRIP Funding
Reconstruction	2	\$128,814.84	\$29,799.52
Recondition	7	\$3,564,947.85	\$1,627,505.43
Resurfacing	1	\$86,045.00	\$9,503.19
Pavement Replacement	3	\$794,198.20	\$318,728.50
Structures	0	\$0.00	\$0.00
Hot Mix Asphalt	1	\$41,425.00	\$16,442.10
Totals	14	\$4,615,430.89	\$2,001,978.74

Oconto			
Type	No.	Total \$	LRIP Funding
Reconstruction	5	\$1,123,842.40	\$475,320.61
Recondition	0	\$0.00	\$0.00
Resurfacing	0	\$0.00	\$0.00
Pavement Replacement	12	\$3,367,367.33	\$1,022,725.96
Structures	1	\$943,000.00	\$575,640.50
Hot Mix Asphalt	1	\$45,000.00	\$19,650.16
Totals	19	\$5,479,209.73	\$2,093,337.23

Oneida			
Type	No.	Total \$	LRIP Funding
Reconstruction	4	\$2,253,293.41	\$888,984.98
Recondition	2	\$600,622.50	\$373,201.27
Resurfacing	1	\$110,000.00	\$26,201.27
Pavement Replacement	6	\$2,480,283.07	\$1,554,426.95
Structures	0	\$0.00	\$0.00
Hot Mix Asphalt	3	\$980,000.00	\$353,553.17
Totals	16	\$6,424,198.98	\$3,196,367.64

Outagamie			
Type	No.	Total \$	LRIP Funding
Reconstruction	2	\$1,526,649.00	\$299,402.60
Recondition	0	\$0.00	\$0.00
Resurfacing	1	\$225,000.00	\$78,586.61
Pavement Replacement	2	\$746,724.61	\$433,916.97
Structures	0	\$0.00	\$0.00
Hot Mix Asphalt	3	\$2,154,510.86	\$620,301.42
Totals	8	\$4,652,884.47	\$1,432,207.60

Local Roads Improvement Program (LRIP) 2022 - 2023 Biennial Project Summary by County And Project Type

Ozaukee			
Type	No.	Total \$	LRIP Funding
Reconstruction	4	\$3,150,554.05	\$1,086,169.50
Recondition	0	\$0.00	\$0.00
Resurfacing	2	\$345,522.25	\$38,666.09
Pavement Replacement	4	\$1,467,528.98	\$407,529.72
Structures	0	\$0.00	\$0.00
Hot Mix Asphalt	1	\$50,000.00	\$14,666.09
Totals	11	\$5,013,605.28	\$1,547,031.40

Pepin			
Type	No.	Total \$	LRIP Funding
Reconstruction	1	\$1,733,797.50	\$866,898.75
Recondition	0	\$0.00	\$0.00
Resurfacing	1	\$26,600.00	\$9,206.61
Pavement Replacement	0	\$0.00	\$0.00
Structures	0	\$0.00	\$0.00
Hot Mix Asphalt	7	\$1,077,055.57	\$518,294.21
Totals	9	\$2,837,453.07	\$1,394,399.57

Pierce			
Type	No.	Total \$	LRIP Funding
Reconstruction	3	\$2,308,779.00	\$555,765.11
Recondition	1	\$364,000.00	\$25,041.46
Resurfacing	0	\$0.00	\$0.00
Pavement Replacement	1	\$52,500.00	\$17,455.58
Structures	1	\$1,056,370.00	\$525,755.35
Hot Mix Asphalt	8	\$1,829,771.26	\$690,976.92
Totals	14	\$5,611,420.26	\$1,814,994.42

Polk			
Type	No.	Total \$	LRIP Funding
Reconstruction	4	\$3,208,911.00	\$1,074,624.36
Recondition	1	\$910,000.00	\$631,540.00
Resurfacing	8	\$1,792,232.56	\$275,804.83
Pavement Replacement	11	\$2,982,136.51	\$925,073.28
Structures	0	\$0.00	\$0.00
Hot Mix Asphalt	0	\$0.00	\$0.00
Totals	24	\$8,893,280.07	\$2,907,042.47

Portage			
Type	No.	Total \$	LRIP Funding
Reconstruction	6	\$3,715,069.35	\$2,000,734.22
Recondition	1	\$100,000.00	\$41,431.70
Resurfacing	4	\$604,800.00	\$138,622.54
Pavement Replacement	3	\$333,580.00	\$147,754.44
Structures	0	\$0.00	\$0.00
Hot Mix Asphalt	3	\$2,831,498.51	\$1,228,560.09
Totals	17	\$7,584,947.86	\$3,557,102.99

Price			
Type	No.	Total \$	LRIP Funding
Reconstruction	2	\$94,000.00	\$33,213.37
Recondition	2	\$1,285,000.00	\$629,104.57
Resurfacing	4	\$236,245.00	\$86,988.50
Pavement Replacement	3	\$1,540,000.00	\$611,764.53
Structures	2	\$865,000.00	\$427,536.06
Hot Mix Asphalt	1	\$59,125.15	\$6,325.81
Totals	14	\$4,079,370.15	\$1,794,932.84

Racine			
Type	No.	Total \$	LRIP Funding
Reconstruction	5	\$4,858,563.70	\$1,576,983.12
Recondition	6	\$4,952,775.00	\$2,439,922.13
Resurfacing	6	\$2,421,589.04	\$370,674.57
Pavement Replacement	0	\$0.00	\$0.00
Structures	0	\$0.00	\$0.00
Hot Mix Asphalt	1	\$91,105.00	\$22,837.89
Totals	18	\$12,324,032.74	\$4,410,417.71

Richland			
Type	No.	Total \$	LRIP Funding
Reconstruction	1	\$67,088.00	\$33,544.00
Recondition	1	\$495,000.00	\$343,530.00
Resurfacing	2	\$330,000.00	\$159,723.93
Pavement Replacement	1	\$205,000.00	\$102,028.50
Structures	0	\$0.00	\$0.00
Hot Mix Asphalt	2	\$780,516.00	\$504,368.94
Totals	7	\$1,877,604.00	\$1,143,195.37

Rock			
Type	No.	Total \$	LRIP Funding
Reconstruction	5	\$6,110,597.28	\$2,664,832.83
Recondition	2	\$398,686.00	\$193,337.60
Resurfacing	3	\$511,000.00	\$53,629.59
Pavement Replacement	0	\$0.00	\$0.00
Structures	0	\$0.00	\$0.00
Hot Mix Asphalt	9	\$5,502,437.41	\$1,379,297.31
Totals	19	\$12,522,720.69	\$4,291,097.33

Local Roads Improvement Program (LRIP) 2022 - 2023 Biennial Project Summary by County And Project Type

Rusk			
Type	No.	Total \$	LRIP Funding
Reconstruction	0	\$0.00	\$0.00
Recondition	0	\$0.00	\$0.00
Resurfacing	0	\$0.00	\$0.00
Pavement Replacement	12	\$1,522,320.25	\$761,741.72
Structures	1	\$206,665.62	\$101,790.56
Hot Mix Asphalt	0	\$0.00	\$0.00
Totals	13	\$1,728,985.87	\$863,532.28

Sauk			
Type	No.	Total \$	LRIP Funding
Reconstruction	11	\$7,480,191.34	\$1,748,198.98
Recondition	6	\$3,968,933.03	\$1,968,067.57
Resurfacing	4	\$335,849.75	\$78,751.86
Pavement Replacement	3	\$433,594.89	\$57,527.90
Structures	1	\$290,000.00	\$201,260.00
Hot Mix Asphalt	1	\$70,000.00	\$15,080.01
Totals	26	\$12,578,569.01	\$4,068,886.32

Sawyer			
Type	No.	Total \$	LRIP Funding
Reconstruction	0	\$0.00	\$0.00
Recondition	1	\$819,407.78	\$373,275.00
Resurfacing	1	\$200,592.40	\$56,800.08
Pavement Replacement	4	\$687,654.00	\$355,831.05
Structures	0	\$0.00	\$0.00
Hot Mix Asphalt	3	\$1,426,213.47	\$518,895.08
Totals	9	\$3,133,867.65	\$1,304,801.21

Shawano			
Type	No.	Total \$	LRIP Funding
Reconstruction	3	\$867,930.88	\$586,100.53
Recondition	2	\$354,707.50	\$65,557.55
Resurfacing	2	\$135,500.00	\$30,132.83
Pavement Replacement	3	\$568,108.43	\$242,899.55
Structures	0	\$0.00	\$0.00
Hot Mix Asphalt	4	\$1,111,664.51	\$572,853.75
Totals	14	\$3,037,911.32	\$1,497,544.21

Sheboygan			
Type	No.	Total \$	LRIP Funding
Reconstruction	5	\$10,627,518.50	\$3,003,233.75
Recondition	0	\$0.00	\$0.00
Resurfacing	3	\$1,308,000.00	\$130,980.96
Pavement Replacement	7	\$1,447,078.42	\$355,191.71
Structures	2	\$1,299,400.00	\$339,976.61
Hot Mix Asphalt	0	\$0.00	\$0.00
Totals	17	\$14,681,996.92	\$3,829,383.03

St. Croix			
Type	No.	Total \$	LRIP Funding
Reconstruction	3	\$2,914,526.00	\$954,403.51
Recondition	0	\$0.00	\$0.00
Resurfacing	2	\$355,000.00	\$54,345.41
Pavement Replacement	1	\$987,000.00	\$493,500.00
Structures	1	\$1,180,000.00	\$562,435.97
Hot Mix Asphalt	15	\$2,742,235.05	\$771,565.70
Totals	22	\$8,178,761.05	\$2,836,250.59

Taylor			
Type	No.	Total \$	LRIP Funding
Reconstruction	2	\$175,871.00	\$30,111.26
Recondition	0	\$0.00	\$0.00
Resurfacing	7	\$357,730.43	\$95,333.77
Pavement Replacement	5	\$1,490,468.48	\$806,336.97
Structures	0	\$0.00	\$0.00
Hot Mix Asphalt	3	\$775,967.91	\$337,569.44
Totals	17	\$2,800,037.82	\$1,269,351.44

Trempealeau			
Type	No.	Total \$	LRIP Funding
Reconstruction	3	\$868,013.69	\$561,513.66
Recondition	3	\$1,500,000.00	\$625,281.51
Resurfacing	5	\$371,153.50	\$93,198.51
Pavement Replacement	3	\$473,073.85	\$39,251.07
Structures	0	\$0.00	\$0.00
Hot Mix Asphalt	0	\$0.00	\$0.00
Totals	14	\$3,212,241.04	\$1,319,244.75

Vernon			
Type	No.	Total \$	LRIP Funding
Reconstruction	4	\$1,973,632.52	\$810,164.50
Recondition	1	\$1,249,700.00	\$867,291.80
Resurfacing	1	\$100,000.00	\$49,770.00
Pavement Replacement	0	\$0.00	\$0.00
Structures	3	\$1,870,275.00	\$1,352,673.90
Hot Mix Asphalt	1	\$35,753.00	\$17,876.50
Totals	10	\$5,229,360.52	\$3,097,776.70

Local Roads Improvement Program (LRIP) 2022 - 2023 Biennial Project Summary by County And Project Type

Vilas			
Type	No.	Total \$	LRIP Funding
Reconstruction	0	\$0.00	\$0.00
Recondition	14	\$3,344,016.45	\$1,447,389.22
Resurfacing	0	\$0.00	\$0.00
Pavement Replacement	0	\$0.00	\$0.00
Structures	0	\$0.00	\$0.00
Hot Mix Asphalt	0	\$0.00	\$0.00
Totals	14	\$3,344,016.45	\$1,447,389.22

Walworth			
Type	No.	Total \$	LRIP Funding
Reconstruction	2	\$2,540,000.00	\$426,676.84
Recondition	2	\$2,529,000.00	\$1,461,657.50
Resurfacing	11	\$7,050,964.99	\$1,464,627.64
Pavement Replacement	2	\$110,896.00	\$42,810.35
Structures	0	\$0.00	\$0.00
Hot Mix Asphalt	2	\$320,000.00	\$42,810.35
Totals	19	\$12,550,860.99	\$3,438,582.68

Washburn			
Type	No.	Total \$	LRIP Funding
Reconstruction	1	\$261,360.00	\$15,884.94
Recondition	2	\$167,775.92	\$26,723.70
Resurfacing	0	\$0.00	\$0.00
Pavement Replacement	3	\$516,051.71	\$182,087.66
Structures	0	\$0.00	\$0.00
Hot Mix Asphalt	10	\$1,542,749.94	\$384,419.90
Totals	16	\$2,487,937.57	\$609,116.20

Washington			
Type	No.	Total \$	LRIP Funding
Reconstruction	6	\$9,289,729.80	\$2,643,441.73
Recondition	1	\$402,500.00	\$16,610.23
Resurfacing	3	\$243,274.00	\$49,830.72
Pavement Replacement	5	\$2,006,451.67	\$471,370.86
Structures	0	\$0.00	\$0.00
Hot Mix Asphalt	1	\$100,800.00	\$43,191.08
Totals	16	\$12,042,755.47	\$3,224,444.62

Waukesha			
Type	No.	Total \$	LRIP Funding
Reconstruction	6	\$18,900,000.00	\$5,531,573.90
Recondition	0	\$0.00	\$0.00
Resurfacing	13	\$7,165,029.03	\$2,464,454.79
Pavement Replacement	10	\$4,235,819.00	\$1,322,948.47
Structures	0	\$0.00	\$0.00
Hot Mix Asphalt	1	\$435,927.17	\$158,000.53
Totals	30	\$30,736,775.20	\$9,476,977.69

Waupaca			
Type	No.	Total \$	LRIP Funding
Reconstruction	2	\$4,303,625.00	\$2,074,484.96
Recondition	1	\$834,500.00	\$579,143.00
Resurfacing	0	\$0.00	\$0.00
Pavement Replacement	5	\$2,237,913.82	\$878,686.22
Structures	0	\$0.00	\$0.00
Hot Mix Asphalt	4	\$1,293,963.00	\$703,497.19
Totals	12	\$8,670,001.82	\$4,235,811.37

Waushara			
Type	No.	Total \$	LRIP Funding
Reconstruction	0	\$0.00	\$0.00
Recondition	0	\$0.00	\$0.00
Resurfacing	2	\$253,300.00	\$51,206.34
Pavement Replacement	6	\$1,502,291.47	\$792,856.29
Structures	2	\$1,115,300.00	\$617,987.65
Hot Mix Asphalt	4	\$1,545,280.00	\$660,259.81
Totals	14	\$4,416,171.47	\$2,122,310.09

Winnebago			
Type	No.	Total \$	LRIP Funding
Reconstruction	2	\$4,336,400.00	\$2,326,206.97
Recondition	1	\$718,473.67	\$357,584.35
Resurfacing	0	\$0.00	\$0.00
Pavement Replacement	1	\$250,000.00	\$68,259.99
Structures	0	\$0.00	\$0.00
Hot Mix Asphalt	6	\$2,616,069.93	\$1,070,014.76
Totals	10	\$7,920,943.60	\$3,822,066.07

Wood			
Type	No.	Total \$	LRIP Funding
Reconstruction	2	\$1,778,700.00	\$443,170.44
Recondition	3	\$564,060.20	\$230,484.08
Resurfacing	2	\$405,000.00	\$73,908.29
Pavement Replacement	6	\$1,055,921.72	\$267,688.21
Structures	1	\$280,000.00	\$194,320.00
Hot Mix Asphalt	1	\$95,000.00	\$23,583.16
Totals	15	\$4,178,681.92	\$1,233,154.18

Local Roads Improvement Program (LRIP)

2022 - 2023 Biennial Project Summary by County And Project Type

Statewide Project Type Totals			
Type	No.	Total \$	LRIP Funding
Reconstruction	244	\$225,308,395.57	\$84,101,456.25
Recondition	123	\$54,578,649.32	\$25,589,391.34
Resurfacing	225	\$61,814,935.15	\$18,106,244.90
Pavement Replacement	250	\$75,288,749.85	\$27,325,019.18
Structures	45	\$23,774,122.66	\$12,229,902.56
Hot Mix Asphalt	196	\$63,351,810.55	\$23,268,018.92
Grand Totals	1,083	\$504,116,663.10	\$190,620,033.15

Local Roads Improvement Program (LRIP)

Administrative Fee Report

County	TRI FY22	MSILT FY22	Total Administrative Fees for FY22
Adams County	\$4,496.70	\$233.67	\$4,730.37
Ashland County	\$3,238.02	\$755.56	\$3,993.58
Barron County	\$5,658.00	\$1,672.87	\$7,330.87
Bayfield County	\$7,073.59	\$317.50	\$7,391.09
Brown County	\$2,733.19	\$5,324.87	\$8,058.06
Buffalo County	\$2,072.92	\$542.62	\$2,615.54
Burnett County	\$4,766.20	\$289.45	\$5,055.65
Calumet County	\$1,585.14	\$2,040.65	\$3,625.79
Chippewa County	\$4,633.87	\$2,558.91	\$7,192.78
Clark County	\$6,384.33	\$1,133.85	\$7,518.18
Columbia County	\$3,715.28	\$2,126.67	\$5,841.95
Crawford County	\$2,663.02	\$895.26	\$3,558.28
Dane County	\$6,183.95	\$7,719.14	\$13,903.09
Dodge County	\$4,005.37	\$3,260.01	\$7,265.38
Door County	\$3,052.77	\$1,036.93	\$4,089.70
Douglas County	\$5,010.54	\$548.80	\$5,559.34
Dunn County	\$4,048.80	\$1,433.48	\$5,482.28
Eau Claire County	\$2,531.92	\$746.15	\$3,278.07
Florence County	\$1,546.49	\$0.00	\$1,546.49
Fond Du Lac County	\$3,735.99	\$1,219.44	\$4,955.43
Forest County	\$3,081.39	\$195.30	\$3,276.69
Grant County	\$5,477.85	\$2,285.81	\$7,763.66
Green County	\$2,943.32	\$1,437.70	\$4,381.02
Green Lake County	\$1,337.62	\$749.92	\$2,087.54

Local Roads Improvement Program (LRIP)

Administrative Fee Report

County	TRI FY22	MSILT FY22	Total Administrative Fees for FY22
Iowa County	\$2,740.86	\$1,009.53	\$3,750.39
Iron County	\$2,154.19	\$232.78	\$2,386.97
Jackson County	\$4,009.98	\$482.82	\$4,492.80
Jefferson County	\$2,951.60	\$2,247.85	\$5,199.45
Juneau County	\$4,088.52	\$867.91	\$4,956.43
Kenosha County	\$345.30	\$2,365.93	\$2,711.23
Kewaunee County	\$1,969.92	\$653.07	\$2,622.99
La Crosse County	\$1,623.27	\$2,247.92	\$3,871.19
Lafayette County	\$2,841.70	\$595.41	\$3,437.11
Langlade County	\$2,741.31	\$634.38	\$3,375.69
Lincoln County	\$3,116.09	\$988.87	\$4,104.96
Manitowoc County	\$3,802.42	\$1,486.01	\$5,288.43
Marathon County	\$7,212.72	\$4,177.54	\$11,390.26
Marinette County	\$6,065.69	\$1,425.87	\$7,491.56
Marquette County	\$2,017.51	\$357.19	\$2,374.70
Menominee County	\$333.03	\$0.00	\$333.03
Milwaukee County	\$0.00	\$6,441.67	\$6,441.67
Monroe County	\$3,749.74	\$1,545.51	\$5,295.25
Oconto County	\$5,939.94	\$778.59	\$6,718.53
Oneida County	\$5,280.16	\$562.80	\$5,842.96
Outagamie County	\$3,959.25	\$2,898.55	\$6,857.80
Ozaukee County	\$1,108.33	\$2,850.29	\$3,958.62
Pepin County	\$951.05	\$227.21	\$1,178.26
Pierce County	\$3,154.02	\$1,723.16	\$4,877.18

Local Roads Improvement Program (LRIP)

Administrative Fee Report

County	TRI FY22	MSILT FY22	Total Administrative Fees for FY22
Polk County	\$5,445.26	\$1,315.76	\$6,761.02
Portage County	\$4,174.72	\$1,414.36	\$5,589.08
Price County	\$4,063.85	\$468.35	\$4,532.20
Racine County	\$909.34	\$2,818.11	\$3,727.45
Richland County	\$2,581.99	\$530.88	\$3,112.87
Rock County	\$4,132.88	\$1,323.54	\$5,456.42
Rusk County	\$3,212.29	\$557.24	\$3,769.53
Saint Croix County	\$4,608.92	\$2,789.65	\$7,398.57
Sauk County	\$4,277.11	\$2,605.14	\$6,882.25
Sawyer County	\$4,292.44	\$327.68	\$4,620.12
Shawano County	\$4,590.45	\$1,181.55	\$5,772.00
Sheboygan County	\$2,413.01	\$2,005.19	\$4,418.20
Taylor County	\$4,171.82	\$520.92	\$4,692.74
Trempealeau County	\$3,177.14	\$1,124.77	\$4,301.91
Vernon County	\$4,290.65	\$945.72	\$5,236.37
Vilas County	\$4,512.89	\$181.24	\$4,694.13
Walworth County	\$3,251.27	\$3,950.18	\$7,201.45
Washburn County	\$3,702.60	\$558.75	\$4,261.35
Washington County	\$2,510.51	\$3,197.77	\$5,708.28
Waukesha County	\$2,470.67	\$8,361.37	\$10,832.04
Waupaca County	\$3,928.99	\$1,830.87	\$5,759.86
Waushara County	\$3,224.77	\$618.28	\$3,843.05
Winnebago County	\$2,537.34	\$2,575.84	\$5,113.18
Wood County	\$3,696.03	\$3,606.61	\$7,302.64

Local Roads Improvement Program (LRIP) Administrative Fee Report

County	TRI FY22	MSILT FY22	Total Administrative Fees for FY22
Totals	\$250,309.81	\$120,135.19	\$370,445.00

Local Roads Improvement Program (LRIP) Administrative Fee Report

County	TRI FY23	MSILT FY23	Total Administrative Fees for FY23
Adams County	\$4,496.69	\$233.66	\$4,730.35
Ashland County	\$3,238.01	\$755.56	\$3,993.57
Barron County	\$5,658.00	\$1,672.87	\$7,330.87
Bayfield County	\$7,073.59	\$317.50	\$7,391.09
Brown County	\$2,733.19	\$5,324.87	\$8,058.06
Buffalo County	\$2,072.92	\$542.61	\$2,615.53
Burnett County	\$4,766.19	\$289.44	\$5,055.63
Calumet County	\$1,585.14	\$2,040.65	\$3,625.79
Chippewa County	\$4,633.87	\$2,558.90	\$7,192.77
Clark County	\$6,384.32	\$1,133.84	\$7,518.16
Columbia County	\$3,715.27	\$2,126.67	\$5,841.94
Crawford County	\$2,663.01	\$895.25	\$3,558.26
Dane County	\$6,183.94	\$7,719.13	\$13,903.07
Dodge County	\$4,005.37	\$3,260.01	\$7,265.38
Door County	\$3,052.76	\$1,036.93	\$4,089.69
Douglas County	\$5,010.53	\$548.79	\$5,559.32
Dunn County	\$4,048.79	\$1,433.48	\$5,482.27
Eau Claire County	\$2,531.91	\$746.14	\$3,278.05
Florence County	\$1,546.48	\$0.00	\$1,546.48
Fond Du Lac County	\$3,735.99	\$1,219.43	\$4,955.42
Forest County	\$3,081.39	\$195.29	\$3,276.68
Grant County	\$5,477.84	\$2,285.81	\$7,763.65
Green County	\$2,943.32	\$1,437.69	\$4,381.01
Green Lake County	\$1,337.62	\$749.91	\$2,087.53

Local Roads Improvement Program (LRIP)

Administrative Fee Report

County	TRI FY23	MSILT FY23	Total Administrative Fees for FY23
Iowa County	\$2,740.85	\$1,009.52	\$3,750.37
Iron County	\$2,154.19	\$232.78	\$2,386.97
Jackson County	\$4,009.97	\$482.81	\$4,492.78
Jefferson County	\$2,951.59	\$2,247.84	\$5,199.43
Juneau County	\$4,088.51	\$867.91	\$4,956.42
Kenosha County	\$345.30	\$2,365.92	\$2,711.22
Kewaunee County	\$1,969.92	\$653.06	\$2,622.98
La Crosse County	\$1,623.27	\$2,247.92	\$3,871.19
Lafayette County	\$2,841.70	\$595.40	\$3,437.10
Langlade County	\$2,741.30	\$634.37	\$3,375.67
Lincoln County	\$3,116.09	\$988.87	\$4,104.96
Manitowoc County	\$3,802.42	\$1,486.01	\$5,288.43
Marathon County	\$7,212.72	\$4,177.54	\$11,390.26
Marinette County	\$6,065.69	\$1,425.87	\$7,491.56
Marquette County	\$2,017.50	\$357.19	\$2,374.69
Menominee County	\$333.02	\$0.00	\$333.02
Milwaukee County	\$0.00	\$6,441.67	\$6,441.67
Monroe County	\$3,749.73	\$1,545.50	\$5,295.23
Oconto County	\$5,939.93	\$778.58	\$6,718.51
Oneida County	\$5,280.15	\$562.79	\$5,842.94
Outagamie County	\$3,959.25	\$2,898.54	\$6,857.79
Ozaukee County	\$1,108.33	\$2,850.29	\$3,958.62
Pepin County	\$951.05	\$227.21	\$1,178.26
Pierce County	\$3,154.01	\$1,723.16	\$4,877.17

Local Roads Improvement Program (LRIP)

Administrative Fee Report

County	TRI FY23	MSILT FY23	Total Administrative Fees for FY23
Polk County	\$5,445.26	\$1,315.75	\$6,761.01
Portage County	\$4,174.71	\$1,414.35	\$5,589.06
Price County	\$4,063.84	\$468.34	\$4,532.18
Racine County	\$909.33	\$2,818.10	\$3,727.43
Richland County	\$2,581.99	\$530.87	\$3,112.86
Rock County	\$4,132.88	\$1,323.53	\$5,456.41
Rusk County	\$3,212.28	\$557.24	\$3,769.52
Saint Croix County	\$4,608.91	\$2,789.64	\$7,398.55
Sauk County	\$4,277.11	\$2,605.14	\$6,882.25
Sawyer County	\$4,292.44	\$327.67	\$4,620.11
Shawano County	\$4,590.44	\$1,181.54	\$5,771.98
Sheboygan County	\$2,413.00	\$2,005.19	\$4,418.19
Taylor County	\$4,171.82	\$520.91	\$4,692.73
Trempealeau County	\$3,177.13	\$1,124.76	\$4,301.89
Vernon County	\$4,290.64	\$945.71	\$5,236.35
Vilas County	\$4,512.88	\$181.24	\$4,694.12
Walworth County	\$3,251.27	\$3,950.18	\$7,201.45
Washburn County	\$3,702.59	\$558.75	\$4,261.34
Washington County	\$2,510.50	\$3,197.76	\$5,708.26
Waukesha County	\$2,470.66	\$8,361.37	\$10,832.03
Waupaca County	\$3,928.99	\$1,830.86	\$5,759.85
Waushara County	\$3,224.76	\$618.27	\$3,843.03
Winnebago County	\$2,537.33	\$2,575.83	\$5,113.16
Wood County	\$3,696.03	\$3,606.61	\$7,302.64

Local Roads Improvement Program (LRIP) Administrative Fee Report

County	TRI FY23	MSILT FY23	Total Administrative Fees for FY23
Totals	\$250,309.42	\$120,134.79	\$370,444.21

HISTORY OF LRIP PROJECTS BY COUNTY AND COMPONENT

6/12/2023

Biennium	CHI		CHID		MSILT		MSIGT		MSID		TRI		TRID	
	No.	LRIP \$	No.	LRIP \$	No.	LRIP \$	No.	LRIP \$	No.	LRIP \$	No.	LRIP \$	No.	LRIP \$
Adams County														
1992 - 1993	1	\$55,268.00			2	\$6,751.00					5	\$95,440.50		
1994 - 1995	1	\$58,608.00			2	\$6,834.55					3	\$100,633.00		
1996 - 1997	1	\$58,526.00			2	\$6,646.00					3	\$100,729.00		
1998 - 1999	1	\$83,853.00	1	\$212,931.19	2	\$9,085.74					4	\$144,002.00	1	\$181,114.00
2000 - 2001	1	\$86,181.00			2	\$9,101.50					3	\$145,853.00	1	\$119,351.72
2002 - 2003	1	\$89,595.79	1	\$235,000.00	2	\$7,896.68					4	\$147,408.38		
2004 - 2005	1	\$91,421.00	1	\$248,793.11	1	\$9,518.00					6	\$150,124.50		
2006 - 2007	1	\$95,305.08			1	\$9,375.10					3	\$155,966.61		
2008 - 2009	1	\$99,075.09			1	\$9,516.74					6	\$161,747.24		
2010 - 2011	1	\$94,953.16	1	\$247,440.95	1	\$8,921.50					4	\$142,629.16	1	\$148,020.00
2012 - 2013	1	\$94,770.11			1	\$8,897.07					5	\$155,435.30	1	\$103,823.40
2014 - 2015	1	\$94,631.02	1	\$236,676.15	1	\$8,925.00					5	\$158,944.02	1	\$60,972.20
2016 - 2017	1	\$93,828.08			1	\$8,889.32					6	\$154,649.68	1	\$363,817.64
2018 - 2019	1	\$102,904.65	1	\$256,357.28	1	\$9,643.79					4	\$174,205.72	1	\$93,791.65
2020 - 2021	1	\$100,793.55			1	\$9,349.64			1	\$377,500.00	5	\$175,801.33	1	\$64,895.66
2022 - 2023	1	\$102,101.90	1	\$468,209.41	1	\$9,468.27					5	\$178,508.66		

HISTORY OF LRIP PROJECTS BY COUNTY AND COMPONENT

6/12/2023

Biennium	CHI		CHID		MSILT		MSIGT		MSID		TRI		TRID	
	No.	LRIP \$	No.	LRIP \$	No.	LRIP \$	No.	LRIP \$	No.	LRIP \$	No.	LRIP \$	No.	LRIP \$
Ashland County														
1992 - 1993	1	\$43,000.00			3	\$23,245.00					12	\$66,667.18		
1994 - 1995	1	\$45,736.00			3	\$23,814.00					11	\$70,740.19		
1996 - 1997	1	\$45,377.00			3	\$23,262.00					12	\$71,926.00		
1998 - 1999	1	\$64,990.00			2	\$32,650.00					13	\$100,909.21	1	\$59,698.73
2000 - 2001	1	\$66,290.00	1	\$180,761.00	3	\$32,622.00					14	\$104,476.32		
2002 - 2003	1	\$67,030.91			3	\$31,705.78					12	\$99,851.03	1	\$155,518.00
2004 - 2005	1	\$67,936.00			3	\$31,357.98			1	\$350,000.00	6	\$107,920.63		
2006 - 2007	1	\$70,458.58	1	\$150,000.00	1	\$31,222.84					7	\$112,790.00	1	\$131,090.00
2008 - 2009	2	\$72,804.84			2	\$31,308.30					5	\$116,516.92		
2010 - 2011	1	\$69,702.35			2	\$29,411.05					6	\$111,881.27		
2012 - 2013	1	\$69,229.25	1	\$140,269.76	2	\$28,933.64					4	\$109,902.93		
2014 - 2015	2	\$70,737.61			1	\$21,503.70					4	\$114,000.81		
2016 - 2017	1	\$70,206.79			2	\$28,597.74					4	\$112,876.18		
2018 - 2019	1	\$77,290.82			2	\$26,075.41					3	\$128,404.14	1	\$100,837.58
2020 - 2021			1	\$213,634.23	2	\$35,302.81					4	\$119,629.28		
2022 - 2023	1	\$153,792.36			1	\$15,307.64			1	\$400,000.00	4	\$116,172.33	2	\$358,344.00

HISTORY OF LRIP PROJECTS BY COUNTY AND COMPONENT

6/12/2023

Biennium	CHI		CHID		MSILT		MSIGT		MSID		TRI		TRID	
	No.	LRIP \$	No.	LRIP \$	No.	LRIP \$	No.	LRIP \$	No.	LRIP \$	No.	LRIP \$	No.	LRIP \$
Barron County														
1992 - 1993	2	\$93,188.00			2	\$43,425.00					10	\$120,682.00		
1994 - 1995	6	\$98,036.00			6	\$44,980.00					12	\$128,401.00		
1996 - 1997	5	\$96,896.00			4	\$44,168.00					19	\$127,275.00		
1998 - 1999	7	\$138,466.00			2	\$62,515.00					11	\$181,594.00		
2000 - 2001	3	\$141,045.00	1	\$125,000.00	4	\$63,074.00					12	\$185,397.29	1	\$301,476.00
2002 - 2003	3	\$144,495.64	1	\$179,316.82	6	\$64,206.43					12	\$185,788.00		
2004 - 2005	3	\$145,963.01			4	\$65,027.00					11	\$190,407.95		
2006 - 2007	2	\$151,972.00			2	\$65,937.00					14	\$197,470.09		
2008 - 2009	2	\$156,719.94	1	\$527,701.85	4	\$66,934.64					13	\$204,809.03		
2010 - 2011	1	\$141,551.19			5	\$63,332.59					13	\$196,557.55		
2012 - 2013	1	\$149,776.78			4	\$62,949.42					12	\$195,250.34		
2014 - 2015	2	\$149,261.03	1	\$206,131.73	3	\$47,062.89					11	\$182,778.07		
2016 - 2017	1	\$147,898.89			5	\$61,995.02					11	\$181,638.01		
2018 - 2019	1	\$162,995.16			3	\$79,064.47					13	\$235,903.13		
2020 - 2021	1	\$152,738.36	1	\$276,435.53	5	\$66,392.45					12	\$237,390.65		
2022 - 2023	1	\$131,871.64			4	\$67,784.63			1	\$400,000.00	13	\$222,707.06	1	\$373,275.00

HISTORY OF LRIP PROJECTS BY COUNTY AND COMPONENT

6/12/2023

Biennium	CHI		CHID		MSILT		MSIGT		MSID		TRI		TRID	
	No.	LRIP \$	No.	LRIP \$	No.	LRIP \$	No.	LRIP \$	No.	LRIP \$	No.	LRIP \$	No.	LRIP \$
Bayfield County														
1992 - 1993	1	\$42,564.68			1	\$10,004.00					6	\$141,352.93		
1994 - 1995	1	\$48,715.00			1	\$10,073.00					12	\$165,930.00	1	\$53,744.00
1996 - 1997	1	\$47,949.00			2	\$10,230.00					9	\$164,155.00	1	\$112,270.00
1998 - 1999	1	\$68,583.00	1	\$208,319.41	1	\$14,313.00					10	\$229,260.52		
2000 - 2001	1	\$69,872.00			1	\$14,323.00					10	\$198,398.00	1	\$74,746.00
2002 - 2003	1	\$68,742.20			2	\$13,981.37					12	\$236,482.98		
2004 - 2005	1	\$69,148.31			1	\$13,860.73					10	\$238,338.12	1	\$35,174.51
2006 - 2007	1	\$72,285.78			1	\$13,780.42					8	\$248,328.37		
2008 - 2009	1	\$74,559.98	1	\$117,964.94	1	\$13,834.23					6	\$256,312.40		
2010 - 2011	1	\$71,635.69			1	\$12,979.66					9	\$244,270.84	1	\$275,628.77
2012 - 2013	1	\$71,852.05	1	\$150,000.00	1	\$11,666.30					8	\$242,856.34		
2014 - 2015	1	\$70,950.39			1	\$12,701.03					11	\$249,342.11	2	\$668,988.84
2016 - 2017	1	\$70,311.84	1	\$106,716.11	1	\$12,464.95					7	\$230,562.07	1	\$971,185.47
2018 - 2019	1	\$77,484.70									8	\$255,508.64	2	\$156,838.89
2020 - 2021					1	\$12,715.93					8	\$267,740.29	1	\$251,382.26
2022 - 2023			1	\$125,000.00	1	\$12,865.07					12	\$276,970.32	2	\$674,383.50

HISTORY OF LRIP PROJECTS BY COUNTY AND COMPONENT

6/12/2023

Biennium	CHI		CHID		MSILT		MSIGT		MSID		TRI		TRID	
	No.	LRIP \$	No.	LRIP \$	No.	LRIP \$	No.	LRIP \$	No.	LRIP \$	No.	LRIP \$	No.	LRIP \$
Brown County														
1992 - 1993	1	\$264,954.00			7	\$105,513.00	2	\$152,732.00			11	\$70,347.00		
1994 - 1995	1	\$280,861.00			7	\$110,985.00	1	\$160,655.00			17	\$75,149.00		
1996 - 1997	1	\$141,000.00			7	\$112,887.00	1	\$159,315.00			14	\$75,232.36		
1998 - 1999	2	\$408,903.00	1	\$247,631.00	7	\$163,111.00	2	\$226,191.00			11	\$109,133.00		
2000 - 2001	2	\$419,737.00	1	\$245,165.00	7	\$168,168.00	1	\$229,681.00	1	\$131,288.00	9	\$115,065.00	1	\$145,338.00
2002 - 2003	2	\$427,256.00			6	\$130,205.00	2	\$274,915.00			12	\$114,723.00		
2004 - 2005	2	\$435,451.00	2	\$511,773.00	5	\$157,012.48	2	\$278,482.00	1	\$208,866.66	7	\$113,508.97		
2006 - 2007	2	\$455,875.69	1	\$106,790.37	4	\$236,206.53	2	\$282,400.70			7	\$92,902.07		
2008 - 2009	2	\$473,270.65	1	\$437,489.00	5	\$244,872.38	2	\$287,017.28			7	\$97,116.88		
2010 - 2011	2	\$453,652.75	1	\$450,000.00	6	\$232,378.35	4	\$270,598.83			7	\$93,562.98	1	\$70,316.49
2012 - 2013	2	\$451,517.60	1	\$350,000.00	5	\$230,248.39	3	\$267,515.87			7	\$93,045.19	1	\$88,323.70
2014 - 2015	1	\$465,831.42			5	\$233,864.23	2	\$272,299.72			7	\$94,765.92	1	\$158,268.11
2016 - 2017	1	\$455,344.71	1	\$262,000.00	5	\$213,893.88	2	\$268,950.17	1	\$294,962.21	7	\$88,355.28	1	\$101,320.35
2018 - 2019	1	\$516,334.86			4	\$248,382.33	2	\$291,812.98			7	\$104,840.65	3	\$1,308,741.07
2020 - 2021	1	\$513,053.50	1	\$424,107.29	5	\$259,039.18	2	\$286,665.81	1	\$450,000.00	7	\$106,327.85	1	\$845,954.89
2022 - 2023	1	\$525,672.79			2	\$209,508.84	3	\$364,219.87	1	\$400,000.00	6	\$93,001.33	1	\$373,275.00

HISTORY OF LRIP PROJECTS BY COUNTY AND COMPONENT

6/12/2023

Biennium	CHI		CHID		MSILT		MSIGT		MSID		TRI		TRID	
	No.	LRIP \$	No.	LRIP \$	No.	LRIP \$	No.	LRIP \$	No.	LRIP \$	No.	LRIP \$	No.	LRIP \$
Buffalo County														
1992 - 1993	2	\$68,565.86			4	\$15,220.00					3	\$45,589.00		
1994 - 1995	2	\$63,008.90			3	\$15,727.00					6	\$48,479.00		
1996 - 1997	1	\$72,192.00			5	\$15,527.00					3	\$47,932.00		
1998 - 1999	2	\$103,010.00	1	\$205,285.81	5	\$21,927.00					6	\$68,500.00		
2000 - 2001	3	\$105,015.01			6	\$22,020.00					6	\$69,685.00		
2002 - 2003	3	\$106,230.78			6	\$22,250.18					5	\$70,149.76	1	\$131,218.00
2004 - 2005	5	\$107,560.85	1	\$40,635.08	3	\$22,262.00					5	\$71,017.81		
2006 - 2007	3	\$111,153.36	1	\$238,899.97	3	\$22,183.92					5	\$73,796.25		
2008 - 2009	2	\$114,418.19	1	\$85,000.00	3	\$22,793.90					5	\$76,047.61		
2010 - 2011	2	\$109,443.77	1	\$96,444.67	2	\$14,282.98					6	\$72,818.85		
2012 - 2013	2	\$108,822.62	1	\$80,000.00	3	\$21,230.99					4	\$72,298.17		
2014 - 2015	2	\$110,140.92	1	\$61,690.00	3	\$21,071.75					5	\$73,291.78	1	\$263,461.29
2016 - 2017	3	\$109,126.20			3	\$20,662.99					4	\$72,798.36		
2018 - 2019	3	\$120,175.35	1	\$185,181.79	2	\$14,878.65					4	\$71,852.41		
2020 - 2021	2	\$117,472.87	1	\$63,640.25	3	\$21,660.33					5	\$89,872.21		
2022 - 2023	2	\$119,228.13	1	\$152,538.00	1	\$21,986.81					5	\$82,290.36		

HISTORY OF LRIP PROJECTS BY COUNTY AND COMPONENT

6/12/2023

Biennium	CHI		CHID		MSILT		MSIGT		MSID		TRI		TRID	
	No.	LRIP \$	No.	LRIP \$	No.	LRIP \$	No.	LRIP \$	No.	LRIP \$	No.	LRIP \$	No.	LRIP \$
Burnett County														
1992 - 1993	2	\$51,480.00			5	\$8,104.00					11	\$102,434.05		
1994 - 1995	2	\$54,162.00			1	\$8,491.00					13	\$109,226.00	1	\$52,957.62
1996 - 1997	2	\$53,822.00			1	\$8,357.00					17	\$108,123.00		
1998 - 1999	2	\$76,812.72	1	\$150,936.91	1	\$11,788.00					18	\$155,058.84		
2000 - 2001	1	\$78,633.00			1	\$11,946.00					20	\$157,680.00		
2002 - 2003	1	\$81,640.53			1	\$12,056.73					19	\$158,832.58		
2004 - 2005	1	\$82,987.97	1	\$150,000.00	1	\$12,130.00					11	\$160,884.90		
2006 - 2007	1	\$86,091.52			2	\$12,351.50					11	\$167,662.88		
2008 - 2009	1	\$89,579.70			2	\$12,447.47					11	\$169,045.06		
2010 - 2011	1	\$85,799.47	1	\$150,000.00	2	\$11,665.86					11	\$158,651.38		
2012 - 2013	1	\$85,499.22			2	\$11,591.24					11	\$164,268.94		
2014 - 2015	1	\$84,957.58			2	\$11,435.34					10	\$152,600.00		
2016 - 2017	1	\$84,206.86			1	\$5,623.97					9	\$120,523.20	1	\$100,519.68
2018 - 2019	1	\$92,681.52	1	\$300,000.00	2	\$12,139.88					12	\$195,951.15	2	\$183,603.24
2020 - 2021	1	\$90,650.76			2	\$17,007.61					11	\$232,535.48		
2022 - 2023	1	\$91,943.63	1	\$253,749.97	1	\$5,864.20					11	\$189,207.14	2	\$206,545.50

HISTORY OF LRIP PROJECTS BY COUNTY AND COMPONENT

6/12/2023

Biennium	CHI		CHID		MSILT		MSIGT		MSID		TRI		TRID	
	No.	LRIP \$	No.	LRIP \$	No.	LRIP \$	No.	LRIP \$	No.	LRIP \$	No.	LRIP \$	No.	LRIP \$
Calumet County														
1992 - 1993	1	\$58,502.00			1	\$23,634.00					2	\$39,241.00		
1994 - 1995	1	\$61,449.00			1	\$24,414.00					3	\$41,802.00		
1996 - 1997	1	\$61,657.00			1	\$24,323.00					1	\$41,615.00		
1998 - 1999	1	\$89,059.00			1	\$35,023.00					3	\$58,574.50		
2000 - 2001	1	\$92,044.00	1	\$491,447.00	1	\$36,508.00			1	\$192,140.00	4	\$60,753.80		
2002 - 2003	1	\$94,143.61			1	\$37,865.62					3	\$62,707.67		
2004 - 2005	1	\$97,242.93			1	\$38,269.00					3	\$64,742.00		
2006 - 2007	1	\$102,631.69	1	\$281,790.37	2	\$39,493.28					2	\$67,814.12		
2008 - 2009	1	\$109,029.78			2	\$40,721.51					3	\$70,255.52		
2010 - 2011	1	\$102,949.87			2	\$38,547.04					4	\$66,700.41		
2012 - 2013	1	\$102,835.32			2	\$38,312.65					2	\$67,241.49		
2014 - 2015	1	\$108,071.55	1	\$292,520.85	1	\$19,547.96					3	\$68,683.91	1	\$127,209.13
2016 - 2017	1	\$107,890.56			2	\$67,469.35					2	\$55,883.75		
2018 - 2019	1	\$122,420.61	1	\$344,092.74	2	\$75,949.24					2	\$61,960.33	1	\$165,227.05
2020 - 2021	1	\$121,986.98			2	\$61,733.84					2	\$59,416.60	1	\$156,191.57
2022 - 2023	1	\$123,695.00	1	\$588,438.17	2	\$82,687.10					2	\$62,926.59	1	\$325,410.69

HISTORY OF LRIP PROJECTS BY COUNTY AND COMPONENT

6/12/2023

Biennium	CHI		CHID		MSILT		MSIGT		MSID		TRI		TRID	
	No.	LRIP \$	No.	LRIP \$	No.	LRIP \$	No.	LRIP \$	No.	LRIP \$	No.	LRIP \$	No.	LRIP \$
Chippewa County														
1992 - 1993	5	\$140,235.00			9	\$45,947.00					26	\$101,699.00		
1994 - 1995	11	\$142,509.71			8	\$49,078.00					24	\$108,415.39		
1996 - 1997	19	\$138,294.58			7	\$47,991.00					24	\$107,556.70		
1998 - 1999	11	\$202,968.89	1	\$158,522.00	7	\$67,976.00					24	\$149,780.13	1	\$126,708.00
2000 - 2001	6	\$209,299.78	1	\$200,000.00	7	\$67,591.50					23	\$157,655.00	1	\$62,288.00
2002 - 2003	13	\$211,258.30	1	\$125,000.00	7	\$68,571.00			1	\$188,535.00	22	\$159,083.27	1	\$155,270.92
2004 - 2005	13	\$214,237.41	1	\$225,000.00	2	\$69,241.27					11	\$162,599.51	1	\$191,495.30
2006 - 2007	17	\$221,613.31	1	\$101,744.00	3	\$93,192.51					14	\$159,802.65	1	\$190,675.65
2008 - 2009	10	\$194,662.49	1	\$180,000.00	3	\$98,059.72					9	\$165,924.76		
2010 - 2011	1	\$226,110.58	1	\$194,352.00	3	\$94,273.72					12	\$159,373.47		
2012 - 2013	2	\$225,368.08	1	\$182,615.36	3	\$93,930.11					11	\$158,887.50		
2014 - 2015	1	\$230,155.87	1	\$112,342.00	3	\$95,721.23					12	\$162,386.00	1	\$224,486.70
2016 - 2017	1	\$228,324.25	1	\$190,150.00	3	\$93,062.00					9	\$137,675.00	1	\$334,634.40
2018 - 2019	1	\$224,941.02	1	\$156,123.83	3	\$102,873.37					11	\$177,247.72	1	\$279,267.98
2020 - 2021	1	\$275,572.07	1	\$176,659.04	3	\$101,493.45					10	\$181,128.09	1	\$281,838.33
2022 - 2023	1	\$252,709.29	1	\$323,311.25	3	\$103,686.60			1	\$373,650.00	12	\$183,954.22	1	\$298,620.00

HISTORY OF LRIP PROJECTS BY COUNTY AND COMPONENT

6/12/2023

Biennium	CHI		CHID		MSILT		MSIGT		MSID		TRI		TRID	
	No.	LRIP \$	No.	LRIP \$	No.	LRIP \$	No.	LRIP \$	No.	LRIP \$	No.	LRIP \$	No.	LRIP \$
Clark County														
1992 - 1993	3	\$85,158.00			2	\$27,578.61					6	\$132,987.04		
1994 - 1995	3	\$88,963.00			2	\$30,659.00					7	\$147,060.00		
1996 - 1997	5	\$88,045.00			3	\$30,213.99					6	\$147,195.00		
1998 - 1999	2	\$126,039.00	1	\$96,967.00	4	\$42,996.00					9	\$210,332.00		
2000 - 2001	3	\$128,426.00	1	\$97,000.00	6	\$43,843.00					10	\$212,632.20	1	\$171,916.00
2002 - 2003	4	\$130,536.00	1	\$100,000.00	6	\$44,481.98					11	\$215,607.50		
2004 - 2005	2	\$131,922.00	1	\$100,500.00	3	\$44,656.00					13	\$218,132.53		
2006 - 2007	2	\$136,647.94	1	\$101,986.00	4	\$44,543.00					9	\$224,837.00		
2008 - 2009	1	\$140,327.33	2	\$103,999.99	4	\$45,018.99					7	\$230,706.34	1	\$69,635.08
2010 - 2011	2	\$133,689.26	1	\$98,363.00	3	\$42,636.11					8	\$216,936.05		
2012 - 2013	1	\$133,230.24	1	\$100,000.00	3	\$42,542.27					6	\$207,815.16		
2014 - 2015	1	\$135,563.68	1	\$93,710.00	3	\$43,438.50					6	\$222,882.28	1	\$132,057.30
2016 - 2017	2	\$134,268.06	1	\$100,058.00	3	\$42,744.61			1	\$155,328.38	5	\$219,203.01		
2018 - 2019	1	\$148,096.28	1	\$103,343.26	1	\$16,861.01					4	\$249,549.04		
2020 - 2021					2	\$38,980.29			1	\$442,150.00	8	\$243,689.48	1	\$91,426.95
2022 - 2023	1	\$146,927.67	1	\$187,976.33	4	\$45,943.28			2	\$726,113.00	7	\$253,443.33		

HISTORY OF LRIP PROJECTS BY COUNTY AND COMPONENT

6/12/2023

Biennium	CHI		CHID		MSILT		MSIGT		MSID		TRI		TRID	
	No.	LRIP \$	No.	LRIP \$	No.	LRIP \$	No.	LRIP \$	No.	LRIP \$	No.	LRIP \$	No.	LRIP \$
Columbia County														
1992 - 1993	1	\$108,530.00			5	\$61,734.83					4	\$79,315.00		
1994 - 1995	5	\$115,238.00			5	\$50,748.00					4	\$84,554.00		
1996 - 1997	5	\$114,254.00			5	\$50,435.00					4	\$80,585.45		
1998 - 1999	6	\$164,286.00			7	\$71,874.00					6	\$119,469.05		
2000 - 2001	3	\$168,537.00	1	\$190,000.00	7	\$73,830.00					6	\$121,877.08		
2002 - 2003	4	\$173,393.93			7	\$74,712.27					6	\$124,111.01		
2004 - 2005	2	\$176,074.00	2	\$402,877.20	7	\$75,997.90					6	\$125,611.28		
2006 - 2007	2	\$182,886.33			5	\$78,180.29					6	\$130,560.46		
2008 - 2009	5	\$188,415.79	1	\$205,000.00	5	\$76,144.93					6	\$134,591.91		
2010 - 2011	3	\$181,136.03			7	\$77,219.46					5	\$125,428.41		
2012 - 2013	1	\$180,325.55	1	\$154,535.25	7	\$76,778.93					9	\$128,146.64		
2014 - 2015	1	\$184,359.18	1	\$280,000.45	7	\$78,836.64					10	\$131,166.04	1	\$144,128.80
2016 - 2017	1	\$182,486.97			7	\$77,772.87					9	\$126,794.72	1	\$168,989.10
2018 - 2019	1	\$200,345.65	1	\$400,000.00	7	\$98,339.04			1	\$399,767.46	11	\$147,094.63	2	\$379,030.68
2020 - 2021	1	\$196,674.95			5	\$70,708.99			1	\$450,000.00	11	\$145,330.15		
2022 - 2023	1	\$199,269.21	1	\$700,000.00	5	\$86,172.52			2	\$800,000.00	11	\$147,488.10	2	\$1,068,566.88

HISTORY OF LRIP PROJECTS BY COUNTY AND COMPONENT

6/12/2023

Biennium	CHI		CHID		MSILT		MSIGT		MSID		TRI		TRID	
	No.	LRIP \$	No.	LRIP \$	No.	LRIP \$	No.	LRIP \$	No.	LRIP \$	No.	LRIP \$	No.	LRIP \$
Crawford County														
1992 - 1993	1	\$43,000.00			7	\$21,450.00					10	\$51,722.88		
1994 - 1995	1	\$45,736.00			7	\$27,046.50					11	\$60,412.90		
1996 - 1997	1	\$45,377.00			6	\$26,049.00					5	\$59,824.00		
1998 - 1999	1	\$64,990.00	1	\$182,484.00	6	\$37,230.00					6	\$84,424.46		
2000 - 2001	1	\$66,290.00			7	\$37,157.99					4	\$87,452.00	1	\$152,823.00
2002 - 2003	2	\$67,030.91			3	\$37,338.89					4	\$87,999.28		
2004 - 2005	1	\$67,936.00	1	\$545,000.00	3	\$37,074.00					5	\$89,350.68		
2006 - 2007	1	\$70,458.58			1	\$37,285.01					4	\$93,221.67		
2008 - 2009	1	\$72,804.84			2	\$37,182.86					3	\$95,569.13	1	\$251,197.00
2010 - 2011	1	\$69,702.35	1	\$420,168.05	2	\$36,128.84					2	\$91,967.93		
2012 - 2013	1	\$69,229.25			3	\$35,485.51					3	\$90,995.27	1	\$457,610.26
2014 - 2015	1	\$70,737.61			1	\$35,110.36					2	\$93,751.21		
2016 - 2017	1	\$70,206.79	1	\$249,014.88	3	\$33,100.56					2	\$93,221.37		
2018 - 2019	1	\$77,290.82			3	\$37,581.72					3	\$103,046.28		
2020 - 2021	1	\$76,304.99			2	\$35,876.77					3	\$68,750.50		
2022 - 2023	1	\$77,487.37	1	\$494,879.32	1	\$25,925.00					3	\$105,715.64		

HISTORY OF LRIP PROJECTS BY COUNTY AND COMPONENT

6/12/2023

Biennium	CHI		CHID		MSILT		MSIGT		MSID		TRI		TRID	
	No.	LRIP \$	No.	LRIP \$	No.	LRIP \$	No.	LRIP \$	No.	LRIP \$	No.	LRIP \$	No.	LRIP \$
Dane County														
1992 - 1993	5	\$463,243.00			8	\$171,811.32	1	\$262,487.00			8	\$137,945.67		
1994 - 1995	4	\$509,496.00			18	\$190,483.00	1	\$287,499.00			10	\$148,263.00	1	\$56,187.00
1996 - 1997	4	\$511,315.00			16	\$189,247.89	1	\$285,740.00			9	\$148,424.00		
1998 - 1999	8	\$735,942.00	1	\$396,157.00	28	\$281,304.47	1	\$407,285.00			15	\$213,241.18	1	\$199,113.00
2000 - 2001	6	\$754,125.00			18	\$294,205.33	1	\$414,543.00	1	\$93,944.05	16	\$217,289.00		
2002 - 2003	12	\$770,967.30	1	\$622,925.68	29	\$237,906.27	4	\$522,655.48			15	\$219,341.57		
2004 - 2005	9	\$789,538.99			13	\$241,710.70	3	\$539,444.66			13	\$221,556.78		
2006 - 2007	5	\$826,572.07			12	\$252,783.96	3	\$556,076.19			13	\$228,619.56	1	\$141,256.82
2008 - 2009	5	\$863,422.83	3	\$640,381.13	11	\$266,985.23	3	\$579,302.65			14	\$237,273.42		
2010 - 2011	5	\$829,063.42			10	\$256,264.40	4	\$554,152.26			14	\$210,004.61		
2012 - 2013	4	\$824,985.20	2	\$354,947.89	12	\$247,420.91	4	\$550,410.64			17	\$225,979.95	1	\$393,643.23
2014 - 2015	8	\$861,334.59			10	\$267,897.31	4	\$573,301.43			13	\$229,321.04	6	\$1,313,890.55
2016 - 2017	5	\$868,504.88	2	\$400,000.00	10	\$211,300.31	4	\$575,426.99			14	\$210,427.72	2	\$1,265,217.85
2018 - 2019	3	\$975,727.73			11	\$336,557.92	4	\$638,213.87	1	\$531,802.50	17	\$239,945.76	1	\$252,754.17
2020 - 2021	4	\$979,233.15	1	\$400,000.00	11	\$347,057.07	5	\$673,664.27			17	\$239,008.38	1	\$260,448.67
2022 - 2023	2	\$1,007,598.71			11	\$312,778.58	4	\$738,092.20	1	\$400,000.00	14	\$245,488.68	2	\$730,623.60

HISTORY OF LRIP PROJECTS BY COUNTY AND COMPONENT

6/12/2023

Biennium	CHI		CHID		MSILT		MSIGT		MSID		TRI		TRID	
	No.	LRIP \$	No.	LRIP \$	No.	LRIP \$	No.	LRIP \$	No.	LRIP \$	No.	LRIP \$	No.	LRIP \$
Dodge County														
1992 - 1993	1	\$171,772.00			4	\$39,785.17					5	\$86,332.00		
1994 - 1995	1	\$181,590.00			7	\$75,089.00					15	\$92,056.00		
1996 - 1997	1	\$179,517.00			4	\$74,623.00					5	\$91,960.00	1	\$161,967.00
1998 - 1999	1	\$257,983.00	1	\$242,908.74	5	\$106,197.02					8	\$131,851.00		
2000 - 2001	1	\$264,621.00	1	\$422,740.00	4	\$111,195.00					5	\$135,043.00		
2002 - 2003	1	\$272,369.40			6	\$112,526.95					4	\$136,826.99	1	\$84,491.43
2004 - 2005	1	\$275,382.73			6	\$113,031.70					4	\$138,836.66	1	\$48,357.40
2006 - 2007	1	\$285,193.02	1	\$551,915.00	4	\$113,561.34					4	\$105,231.10	1	\$92,478.00
2008 - 2009	1	\$292,826.10			3	\$116,017.68					5	\$149,152.65		
2010 - 2011	1	\$280,445.62	2	\$623,877.74	4	\$110,505.50					4	\$142,839.65		
2012 - 2013	1	\$278,463.44			2	\$55,858.11			1	\$489,661.40	5	\$141,944.25		
2014 - 2015	2	\$282,709.04	1	\$439,385.00	3	\$112,003.62					4	\$144,996.82	1	\$92,124.35
2016 - 2017	1	\$321,923.08			6	\$110,633.33					3	\$144,190.36		
2018 - 2019	2	\$267,246.77	1	\$400,000.00	5	\$120,228.69			1	\$263,180.40	6	\$159,561.94		
2020 - 2021	2	\$302,441.84			4	\$100,113.08					4	\$159,381.08		
2022 - 2023	1	\$5,000.00	1	\$550,000.00	4	\$100,095.44			2	\$800,000.00	3	\$159,004.06	1	\$340,924.50

HISTORY OF LRIP PROJECTS BY COUNTY AND COMPONENT

6/12/2023

Biennium	CHI		CHID		MSILT		MSIGT		MSID		TRI		TRID	
	No.	LRIP \$	No.	LRIP \$	No.	LRIP \$	No.	LRIP \$	No.	LRIP \$	No.	LRIP \$	No.	LRIP \$
Door County														
1992 - 1993	1	\$74,884.00			1	\$29,920.00					1	\$67,091.00		
1994 - 1995	1	\$77,718.00			3	\$29,578.17					3	\$71,532.00	1	\$53,744.00
1996 - 1997	1	\$76,445.00			3	\$28,638.50					4	\$70,818.00		
1998 - 1999	1	\$110,146.00			7	\$39,754.00					8	\$96,348.87		
2000 - 2001	1	\$112,980.00			4	\$43,062.00					7	\$100,897.22		
2002 - 2003	2	\$116,543.99	2	\$250,000.00	4	\$42,479.70					6	\$102,353.87	1	\$130,367.00
2004 - 2005	1	\$118,457.68			2	\$38,545.00			1	\$14,787.48	5	\$103,742.00		
2006 - 2007	1	\$122,783.78	1	\$281,790.37	1	\$42,732.38			1	\$423,880.14	8	\$106,785.34		
2008 - 2009	1	\$126,752.00			1	\$43,418.02					7	\$111,463.43		
2010 - 2011	2	\$125,947.55	1	\$275,000.00	2	\$41,006.12					7	\$105,772.81		
2012 - 2013	1	\$125,407.86			3	\$40,630.57					6	\$105,106.13	2	\$112,680.37
2014 - 2015	1	\$123,635.11	1	\$292,520.85	2	\$40,054.18					7	\$107,144.41	1	\$92,039.55
2016 - 2017	1	\$123,031.01			2	\$39,496.16					7	\$106,840.99	1	\$117,390.05
2018 - 2019	1	\$178,114.11	1	\$301,821.25	2	\$40,191.71					7	\$109,332.59	2	\$145,503.08
2020 - 2021	1	\$133,581.95			1	\$41,186.43					7	\$119,279.21	2	\$192,497.70
2022 - 2023	1	\$135,948.00	1	\$588,438.00	3	\$42,016.48					7	\$121,187.88	1	\$276,223.50

HISTORY OF LRIP PROJECTS BY COUNTY AND COMPONENT

6/12/2023

Biennium	CHI		CHID		MSILT		MSIGT		MSID		TRI		TRID	
	No.	LRIP \$	No.	LRIP \$	No.	LRIP \$	No.	LRIP \$	No.	LRIP \$	No.	LRIP \$	No.	LRIP \$
Douglas County														
1992 - 1993	6	\$93,488.50					1	\$59,913.00			5	\$103,562.72		
1994 - 1995	4	\$106,819.00			4	\$17,294.00	7	\$62,066.00			7	\$114,410.00		
1996 - 1997	5	\$104,926.00			3	\$16,813.00	1	\$53,039.57			8	\$113,270.75		
1998 - 1999	4	\$148,741.00	1	\$172,240.30	3	\$23,514.00	1	\$85,251.00			10	\$162,658.39		
2000 - 2001	1	\$151,535.00			4	\$23,539.00	1	\$85,283.00			8	\$161,473.00		
2002 - 2003	1	\$153,404.73	1	\$159,473.15	4	\$23,824.68	1	\$82,538.92	1	\$275,787.00	8	\$166,913.23		
2004 - 2005	1	\$156,204.00	1	\$200,000.00	4	\$23,258.99	1	\$81,603.73			9	\$168,334.00		
2006 - 2007	1	\$160,871.00	1	\$191,356.00	3	\$23,169.05	1	\$81,123.02			7	\$175,238.68		
2008 - 2009	1	\$165,230.84			3	\$23,540.33	1	\$81,540.32			6	\$180,653.09	1	\$50,315.73
2010 - 2011	1	\$158,171.91			2	\$14,783.08	1	\$76,530.75			7	\$148,358.16		
2012 - 2013	2	\$157,521.50	1	\$250,000.00	2	\$21,921.76	1	\$75,752.13			10	\$161,647.23		
2014 - 2015	1	\$159,969.60			3	\$22,263.84	1	\$76,452.48			6	\$176,119.31		
2016 - 2017	1	\$158,380.26	1	\$225,000.00	3	\$21,954.17	1	\$75,247.07			6	\$175,071.87		
2018 - 2019	1	\$174,228.94	1	\$228,007.80	3	\$23,696.78	1	\$81,336.68			7	\$193,888.60		
2020 - 2021	1	\$170,806.42			1	\$21,892.43	1	\$82,575.00	1	\$450,000.00	5	\$184,797.00		
2022 - 2023	1	\$172,811.21	1	\$250,000.00	2	\$22,237.29	1	\$88,285.46			8	\$198,906.84		

HISTORY OF LRIP PROJECTS BY COUNTY AND COMPONENT

6/12/2023

Biennium	CHI		CHID		MSILT		MSIGT		MSID		TRI		TRID	
	No.	LRIP \$	No.	LRIP \$	No.	LRIP \$	No.	LRIP \$	No.	LRIP \$	No.	LRIP \$	No.	LRIP \$
Dunn County														
1992 - 1993	4	\$110,100.00			7	\$34,839.00					11	\$85,355.35		
1994 - 1995	1	\$116,795.00			8	\$36,776.00					13	\$91,127.00		
1996 - 1997	1	\$115,358.00			9	\$32,070.50					11	\$90,103.97	1	\$144,860.65
1998 - 1999	1	\$165,335.00	1	\$150,095.00	5	\$52,494.00					11	\$128,644.00		
2000 - 2001	1	\$169,186.00	1	\$266,393.00	7	\$53,588.20					11	\$130,914.00		
2002 - 2003	1	\$172,398.21	1	\$120,084.00	7	\$51,874.98					11	\$132,790.72	1	\$79,703.00
2004 - 2005	1	\$175,234.00	1	\$225,000.00	4	\$53,725.00			1	\$100,087.37	11	\$135,142.91	1	\$92,120.85
2006 - 2007	1	\$182,871.50			3	\$54,138.28					11	\$140,906.68	1	\$246,279.00
2008 - 2009	1	\$189,242.25	1	\$140,000.00	4	\$55,332.69					10	\$144,915.46		
2010 - 2011	1	\$181,393.73	1	\$160,436.00	4	\$52,305.99					10	\$140,040.18		
2012 - 2013	1	\$181,048.97	1	\$130,000.00	4	\$52,401.32					8	\$139,147.33	1	\$416,077.74
2014 - 2015	1	\$184,483.58	1	\$106,715.00	4	\$52,936.26					8	\$142,300.52	1	\$99,771.87
2016 - 2017	1	\$182,872.14	1	\$156,280.00	4	\$52,085.74					11	\$141,421.89	1	\$80,253.89
2018 - 2019	1	\$201,901.35	1	\$140,887.33	4	\$57,053.08			1	\$371,025.00	11	\$156,632.86	2	\$649,433.20
2020 - 2021	1	\$197,839.96	1	\$120,861.27	4	\$57,170.37					11	\$158,190.73		
2022 - 2023	1	\$200,870.77	1	\$256,990.07	4	\$58,084.65			1	\$400,000.00	11	\$160,728.06	2	\$749,162.93

HISTORY OF LRIP PROJECTS BY COUNTY AND COMPONENT

6/12/2023

Biennium	CHI		CHID		MSILT		MSIGT		MSID		TRI		TRID	
	No.	LRIP \$	No.	LRIP \$	No.	LRIP \$	No.	LRIP \$	No.	LRIP \$	No.	LRIP \$	No.	LRIP \$
Eau Claire County														
1992 - 1993	5	\$161,263.00			4	\$17,237.00	1	\$99,945.00			8	\$52,065.14		
1994 - 1995	6	\$171,690.00			3	\$17,483.58	2	\$107,472.00			7	\$55,477.00		
1996 - 1997	9	\$169,701.00			4	\$17,857.00	2	\$106,758.00			9	\$55,375.00		
1998 - 1999	8	\$242,008.00	1	\$158,409.62	3	\$24,843.68	1	\$152,325.00			6	\$79,875.00		
2000 - 2001	7	\$247,600.00			3	\$25,847.00	2	\$155,921.00			8	\$80,183.00		
2002 - 2003	9	\$250,468.29	1	\$250,000.00	3	\$25,687.44	2	\$157,557.00			3	\$82,372.44	1	\$65,123.00
2004 - 2005	8	\$254,452.00	1	\$225,000.00	4	\$25,708.84	1	\$158,576.55	1	\$215,228.68	7	\$83,971.66		
2006 - 2007	5	\$263,037.49	1	\$317,273.00	2	\$25,770.34	1	\$160,754.26			5	\$86,690.63		
2008 - 2009	4	\$271,561.90	1	\$225,000.00	2	\$26,453.34	1	\$166,279.51	1	\$172,176.14	6	\$90,345.41	1	\$82,931.71
2010 - 2011	3	\$259,723.17	1	\$205,615.00	2	\$25,138.33	1	\$157,177.10			4	\$86,655.34		
2012 - 2013	3	\$258,974.58	1	\$155,000.00	1	\$24,918.81	1	\$154,082.28			3	\$86,381.22	1	\$116,280.41
2014 - 2015	4	\$264,110.59	1	\$183,700.00	1	\$25,285.24	1	\$158,435.32			2	\$88,168.75		
2016 - 2017	1	\$263,148.17	1	\$188,195.37	1	\$25,574.18	1	\$156,811.55			3	\$87,858.61		
2018 - 2019	1	\$290,012.63			1	\$26,942.50	1	\$170,601.51			3	\$97,467.46		
2020 - 2021	1	\$286,625.47	1	\$406,449.14	1	\$28,988.40					2	\$65,700.22	1	\$127,393.10
2022 - 2023	1	\$291,956.24	1	\$396,768.01	1	\$30,233.77	1	\$183,841.17			3	\$100,511.28	1	\$381,238.20

HISTORY OF LRIP PROJECTS BY COUNTY AND COMPONENT

6/12/2023

Biennium	CHI		CHID		MSILT		MSIGT		MSID		TRI		TRID	
	No.	LRIP \$	No.	LRIP \$	No.	LRIP \$	No.	LRIP \$	No.	LRIP \$	No.	LRIP \$	No.	LRIP \$
Florence County														
1992 - 1993	2	\$43,000.00									6	\$25,753.28		
1994 - 1995	1	\$45,736.00									6	\$35,191.00		
1996 - 1997	1	\$45,377.00									4	\$34,862.00		
1998 - 1999	1	\$64,990.00	1	\$312,351.00							5	\$49,881.00		
2000 - 2001	1	\$66,290.00									5	\$51,176.00		
2002 - 2003	1	\$67,030.91									5	\$51,635.00	1	\$99,050.00
2004 - 2005	1	\$67,936.00	1	\$237,260.00							4	\$51,658.96		
2006 - 2007	1	\$70,458.58									4	\$53,893.50		
2008 - 2009	1	\$72,804.84	1	\$151,450.02							3	\$54,422.22		
2010 - 2011	1	\$69,702.35	1	\$144,607.25							2	\$53,467.39		
2012 - 2013	1	\$69,229.25									3	\$52,805.00		
2014 - 2015	1	\$70,737.61	1	\$136,744.06							2	\$54,367.34		
2016 - 2017	1	\$70,206.79									2	\$53,439.03		
2018 - 2019	1	\$77,290.82	1	\$148,541.74							2	\$59,708.29		
2020 - 2021											2	\$60,355.86		
2022 - 2023	1	\$77,487.37	1	\$217,308.13							2	\$61,392.00	1	\$127,343.75

HISTORY OF LRIP PROJECTS BY COUNTY AND COMPONENT

6/12/2023

Biennium	CHI		CHID		MSILT		MSIGT		MSID		TRI		TRID	
	No.	LRIP \$	No.	LRIP \$	No.	LRIP \$	No.	LRIP \$	No.	LRIP \$	No.	LRIP \$	No.	LRIP \$
Fond du Lac County														
1992 - 1993	4	\$143,533.95			3	\$28,698.00	1	\$56,147.00			12	\$78,532.98		
1994 - 1995	6	\$160,624.05			3	\$29,220.00	2	\$60,391.00			7	\$83,579.00		
1996 - 1997	4	\$162,414.00			2	\$29,879.00	1	\$60,707.00			9	\$82,464.00		
1998 - 1999	9	\$233,121.00	1	\$179,350.00	2	\$42,694.00	1	\$87,674.00			8	\$115,724.24		
2000 - 2001	1	\$238,006.00	1	\$199,203.00	4	\$43,708.00	1	\$89,240.00			8	\$98,500.89		
2002 - 2003	1	\$239,094.82			3	\$44,595.00	1	\$90,105.02			8	\$121,218.74		
2004 - 2005	2	\$241,822.00	1	\$187,651.00	3	\$44,838.00	1	\$90,759.00			5	\$120,278.35		
2006 - 2007	2	\$249,834.55	2	\$185,641.00	1	\$45,231.03	1	\$92,388.95			5	\$129,561.57		
2008 - 2009	2	\$264,197.18			1	\$46,652.09	1	\$95,609.23			5	\$133,736.18	1	\$160,084.73
2010 - 2011	2	\$253,120.18	1	\$450,000.00	1	\$44,808.96	1	\$90,621.11			4	\$129,039.01		
2012 - 2013	2	\$251,634.81			2	\$41,869.27	1	\$90,175.32			4	\$128,322.43	1	\$79,877.48
2014 - 2015	2	\$256,776.20	1	\$292,520.85	1	\$44,788.73	1	\$90,413.24			4	\$130,992.13		
2016 - 2017	2	\$254,731.94			1	\$44,332.27	1	\$89,192.36			4	\$130,209.47		
2018 - 2019	2	\$281,098.47	1	\$344,092.76	2	\$48,035.81	1	\$97,844.87			5	\$144,320.01		
2020 - 2021	1	\$277,490.74			2	\$65,297.60	1	\$96,588.26			3	\$144,456.83		
2022 - 2023	1	\$281,375.07	1	\$588,438.21	1	\$49,411.44	1	\$103,724.80	2	\$718,750.00	5	\$148,310.44	2	\$1,542,870.00

HISTORY OF LRIP PROJECTS BY COUNTY AND COMPONENT

6/12/2023

Biennium	CHI		CHID		MSILT		MSIGT		MSID		TRI		TRID	
	No.	LRIP \$	No.	LRIP \$	No.	LRIP \$	No.	LRIP \$	No.	LRIP \$	No.	LRIP \$	No.	LRIP \$
Forest County														
1992 - 1993	1	\$43,000.00			1	\$6,017.00					3	\$45,055.00		
1994 - 1995	2	\$45,736.00			1	\$6,302.86					5	\$68,546.00		
1996 - 1997	1	\$45,377.00			1	\$6,384.00					4	\$68,832.00		
1998 - 1999	1	\$64,678.54	1	\$197,593.00	1	\$8,953.00					7	\$97,378.25	1	\$143,457.00
2000 - 2001	1	\$66,290.00			1	\$9,010.00					7	\$100,321.50	1	\$200,256.00
2002 - 2003	1	\$67,030.91			1	\$8,606.14					10	\$100,541.96		
2004 - 2005	1	\$67,936.00	1	\$165,000.00	1	\$8,469.95					7	\$102,564.12		
2006 - 2007	1	\$70,458.58			1	\$8,359.89					7	\$107,259.74		
2008 - 2009	1	\$72,804.84	1	\$148,750.42	1	\$8,408.82					5	\$110,628.81		
2010 - 2011	1	\$69,702.35			1	\$7,912.34					5	\$105,087.23		
2012 - 2013	1	\$69,229.25	1	\$144,615.03	1	\$7,786.28					4	\$105,615.17		
2014 - 2015	1	\$70,737.61			1	\$7,804.17					4	\$107,991.62		
2016 - 2017	1	\$69,727.94	1	\$144,222.94	1	\$7,655.04					4	\$107,357.84		
2018 - 2019	1	\$77,290.82			1	\$8,310.18					5	\$118,706.40		
2020 - 2021			1	\$149,041.43	1	\$7,855.90					4	\$95,882.28		
2022 - 2023	1	\$77,487.37			1	\$7,913.36					4	\$122,324.26		

HISTORY OF LRIP PROJECTS BY COUNTY AND COMPONENT

6/12/2023

Biennium	CHI		CHID		MSILT		MSIGT		MSID		TRI		TRID	
	No.	LRIP \$	No.	LRIP \$	No.	LRIP \$	No.	LRIP \$	No.	LRIP \$	No.	LRIP \$	No.	LRIP \$
Grant County														
1992 - 1993	1	\$106,183.00			4	\$53,176.60					9	\$116,172.00		
1994 - 1995	1	\$110,386.00			6	\$60,401.00					9	\$123,927.00		
1996 - 1997	1	\$108,385.00			7	\$59,265.00					12	\$123,726.00		
1998 - 1999	1	\$154,293.00			5	\$83,672.00					19	\$168,735.59		
2000 - 2001	1	\$156,935.00	1	\$369,741.00	7	\$84,712.00					10	\$179,849.00		
2002 - 2003	1	\$156,538.21			5	\$84,620.10					10	\$181,063.68		
2004 - 2005	1	\$158,054.85	1	\$133,379.00	6	\$84,970.00					8	\$183,595.82		
2006 - 2007	1	\$163,570.34	1	\$585,270.00	7	\$85,846.63					12	\$188,448.45		
2008 - 2009	1	\$167,602.74			4	\$87,148.62					9	\$192,232.39		
2010 - 2011	1	\$166,103.34			7	\$83,363.35					6	\$153,956.40		
2012 - 2013	1	\$160,386.00			7	\$81,618.34					7	\$170,000.00	1	\$118,092.97
2014 - 2015	1	\$163,129.75			8	\$67,738.80					6	\$199,203.67	1	\$224,486.70
2016 - 2017	1	\$163,189.12			8	\$67,786.75					6	\$153,221.65	1	\$145,916.16
2018 - 2019	1	\$179,747.30	1	\$553,063.47	9	\$100,501.69					10	\$229,837.74	2	\$246,825.49
2020 - 2021	1	\$175,493.65			10	\$91,302.87					9	\$202,450.31	1	\$112,447.32
2022 - 2023	1	\$177,710.55			10	\$92,620.90					9	\$217,457.99	3	\$1,128,186.36

HISTORY OF LRIP PROJECTS BY COUNTY AND COMPONENT

6/12/2023

Biennium	CHI		CHID		MSILT		MSIGT		MSID		TRI		TRID	
	No.	LRIP \$	No.	LRIP \$	No.	LRIP \$	No.	LRIP \$	No.	LRIP \$	No.	LRIP \$	No.	LRIP \$
Green County														
1992 - 1993	3	\$78,640.00			1	\$38,094.00					8	\$45,117.55		
1994 - 1995	2	\$80,893.99			1	\$38,500.00					6	\$63,339.94		
1996 - 1997	1	\$82,073.00			1	\$39,119.00					4	\$63,878.00		
1998 - 1999	4	\$117,622.00			4	\$53,680.00					6	\$91,923.00		
2000 - 2001	3	\$120,214.00	1	\$170,000.00	4	\$54,708.00					5	\$94,009.00		
2002 - 2003	3	\$124,644.97			8	\$54,206.11					7	\$95,749.12	1	\$134,462.00
2004 - 2005	2	\$126,582.65	1	\$537,165.00	1	\$56,163.55					8	\$96,780.50		
2006 - 2007	3	\$131,530.12			3	\$56,630.25					8	\$102,186.25		
2008 - 2009	2	\$136,197.97	1	\$336,737.00	3	\$48,946.19					6	\$105,798.38		
2010 - 2011	1	\$125,174.08			3	\$53,555.42					6	\$101,364.14		
2012 - 2013	1	\$129,472.42	1	\$424,640.00	3	\$53,986.82					4	\$100,905.82		
2014 - 2015	2	\$132,427.42			3	\$54,711.87					3	\$100,199.81	1	\$419,790.13
2016 - 2017	1	\$131,093.95	2	\$413,263.53	2	\$53,803.04					4	\$74,963.32		
2018 - 2019	1	\$144,110.04			1	\$58,079.21					3	\$113,760.43	1	\$204,962.75
2020 - 2021	1	\$141,402.46	1	\$400,000.00	2	\$57,641.74					6	\$114,911.61		
2022 - 2023					2	\$58,255.30					3	\$116,843.09	3	\$903,851.48

HISTORY OF LRIP PROJECTS BY COUNTY AND COMPONENT

6/12/2023

Biennium	CHI		CHID		MSILT		MSIGT		MSID		TRI		TRID	
	No.	LRIP \$	No.	LRIP \$	No.	LRIP \$	No.	LRIP \$	No.	LRIP \$	No.	LRIP \$	No.	LRIP \$
Green Lake County														
1992 - 1993	3	\$59,492.00			3	\$20,962.50					2	\$28,622.00		
1994 - 1995	2	\$62,710.00			5	\$21,569.00					4	\$30,431.00		
1996 - 1997	2	\$61,680.00			3	\$21,218.00					3	\$30,196.00		
1998 - 1999	1	\$88,082.00	1	\$212,931.19	3	\$29,519.00					3	\$43,199.00		
2000 - 2001	1	\$89,989.00			1	\$30,932.00					3	\$44,044.00		
2002 - 2003	1	\$89,898.79	1	\$235,000.00	3	\$29,840.17					3	\$44,348.88		
2004 - 2005	2	\$90,892.73			2	\$29,671.00					4	\$45,004.00		
2006 - 2007	1	\$93,785.88	2	\$226,061.65	2	\$29,716.86					4	\$46,786.40		
2008 - 2009	2	\$96,274.57			2	\$30,346.17					5	\$48,404.81		
2010 - 2011	2	\$92,112.22	2	\$247,440.95	3	\$28,709.73					4	\$46,352.65		
2012 - 2013	1	\$91,965.07			2	\$28,369.35					4	\$46,137.29		
2014 - 2015	1	\$59,622.69	2	\$214,062.90	3	\$28,615.00					4	\$46,984.09		
2016 - 2017	1	\$120,922.10			3	\$28,212.38					4	\$46,797.00	1	\$199,418.76
2018 - 2019	1	\$101,081.97	1	\$256,357.28	3	\$30,479.81					4	\$51,725.93		
2020 - 2021	2	\$98,819.64			2	\$30,042.04					4	\$52,269.20		
2022 - 2023	1	\$100,244.73	1	\$468,209.00	2	\$30,386.54					4	\$53,100.64		

HISTORY OF LRIP PROJECTS BY COUNTY AND COMPONENT

6/12/2023

Biennium	CHI		CHID		MSILT		MSIGT		MSID		TRI		TRID	
	No.	LRIP \$	No.	LRIP \$	No.	LRIP \$	No.	LRIP \$	No.	LRIP \$	No.	LRIP \$	No.	LRIP \$
Iowa County														
1992 - 1993	1	\$82,930.00			3	\$24,618.09					6	\$58,604.88		
1994 - 1995	1	\$88,129.00			3	\$26,107.00					5	\$62,631.00		
1996 - 1997	1	\$86,402.00			3	\$25,701.00					6	\$62,692.00		
1998 - 1999	1	\$123,692.00			4	\$36,866.30					6	\$89,437.27		
2000 - 2001	1	\$127,544.00	1	\$291,456.00	4	\$37,341.00					6	\$90,962.00		
2002 - 2003					3	\$38,443.64					5	\$91,841.55		
2004 - 2005	1	\$132,574.69	2	\$182,989.80	3	\$39,443.00					5	\$92,891.03	1	\$192,442.14
2006 - 2007	1	\$138,726.67			3	\$39,744.62					2	\$96,291.56		
2008 - 2009	1	\$142,971.89			3	\$40,508.66					5	\$95,414.17		
2010 - 2011	1	\$136,723.13	3	\$430,726.97	3	\$38,503.98					3	\$95,264.17	1	\$133,482.15
2012 - 2013	1	\$125,953.28			3	\$37,975.79					5	\$94,739.65	1	\$134,330.75
2014 - 2015	1	\$137,863.79	1	\$314,846.47	3	\$35,621.94					5	\$96,857.14		
2016 - 2017	1	\$136,760.06			2	\$37,680.27			1	\$211,740.76	4	\$90,895.43		
2018 - 2019	1	\$150,579.75	1	\$400,000.00	3	\$40,832.55			1	\$534,168.24	4	\$111,281.41		
2020 - 2021	1	\$148,053.59			2	\$39,881.60			1	\$127,425.00	3	\$107,145.26	2	\$270,740.42
2022 - 2023	1	\$150,314.38	1	\$950,000.00	3	\$40,906.03					3	\$108,805.88	1	\$128,655.45

HISTORY OF LRIP PROJECTS BY COUNTY AND COMPONENT

6/12/2023

Biennium	CHI		CHID		MSILT		MSIGT		MSID		TRI		TRID	
	No.	LRIP \$	No.	LRIP \$	No.	LRIP \$	No.	LRIP \$	No.	LRIP \$	No.	LRIP \$	No.	LRIP \$
Iron County														
1992 - 1993	1	\$43,000.00			3	\$7,296.00					2	\$35,265.00		
1994 - 1995	1	\$45,000.00			2	\$7,616.00					4	\$49,135.62		
1996 - 1997	1	\$45,377.00			1	\$7,452.00					3	\$45,204.46		
1998 - 1999	1	\$64,990.00			1	\$10,470.00					6	\$68,296.00		
2000 - 2001	2	\$66,290.00	1	\$250,000.00	1	\$10,494.00					7	\$69,778.00		
2002 - 2003	1	\$67,030.91			1	\$10,260.81					5	\$70,142.95		
2004 - 2005	1	\$67,936.00			1	\$10,226.00					8	\$70,498.16		
2006 - 2007	1	\$70,458.58	1	\$179,783.66	2	\$10,162.48					6	\$72,866.29		
2008 - 2009	1	\$72,804.84			1	\$5,867.48					6	\$76,936.85		
2010 - 2011	1	\$69,702.35	2	\$144,607.25	1	\$9,574.62					5	\$73,528.48		
2012 - 2013	1	\$69,229.25			1	\$9,396.78					4	\$69,142.03	1	\$96,766.14
2014 - 2015	1	\$70,737.61	2	\$136,744.04							4	\$69,665.00		
2016 - 2017	1	\$70,206.79			1	\$9,083.09					4	\$74,658.76		
2018 - 2019			1	\$148,541.72	1	\$14,655.33					5	\$80,786.72		
2020 - 2021	1	\$76,304.99			1	\$9,371.23					4	\$84,093.14		
2022 - 2023	1	\$77,487.37	1	\$217,308.12	1	\$9,432.38					4	\$68,413.27		

HISTORY OF LRIP PROJECTS BY COUNTY AND COMPONENT

6/12/2023

Biennium	CHI		CHID		MSILT		MSIGT		MSID		TRI		TRID	
	No.	LRIP \$	No.	LRIP \$	No.	LRIP \$	No.	LRIP \$	No.	LRIP \$	No.	LRIP \$	No.	LRIP \$
Jackson County														
1992 - 1993	1	\$57,426.00			2	\$9,661.75					6	\$83,116.88		
1994 - 1995	1	\$60,734.00			2	\$13,557.99					3	\$92,330.00		
1996 - 1997	1	\$60,014.00			3	\$13,312.00					6	\$91,378.00		
1998 - 1999	1	\$85,661.00			2	\$18,922.80					5	\$130,763.52		
2000 - 2001	1	\$88,776.00	1	\$300,000.00	1	\$18,921.00					4	\$128,741.45		
2002 - 2003	1	\$90,459.99			3	\$18,958.56					4	\$133,738.35		
2004 - 2005	1	\$91,741.72	1	\$196,127.75	2	\$18,886.85					6	\$135,294.00		
2006 - 2007	1	\$95,011.94			2	\$19,164.19					8	\$136,851.71		
2008 - 2009	1	\$97,958.50	1	\$152,144.79	3	\$19,603.87					7	\$144,912.48		
2010 - 2011	1	\$93,745.30			1	\$18,499.42					6	\$139,499.78		
2012 - 2013	1	\$93,409.66	1	\$60,000.00	1	\$18,302.26					5	\$138,417.46		
2014 - 2015	2	\$95,494.28	1	\$65,557.00	2	\$18,500.09					4	\$141,531.58		
2016 - 2017	1	\$94,772.83	2	\$70,626.00	2	\$18,216.31					3	\$133,937.71		
2018 - 2019	1	\$104,303.56	1	\$117,783.93	2	\$19,612.42					4	\$161,388.35		
2020 - 2021	1	\$102,238.21	1	\$27,793.20	2	\$19,198.53					4	\$156,611.63		
2022 - 2023	1	\$103,697.97	1	\$132,669.12	2	\$19,563.76					4	\$157,973.88	1	\$671,895.00

HISTORY OF LRIP PROJECTS BY COUNTY AND COMPONENT

6/12/2023

Biennium	CHI		CHID		MSILT		MSIGT		MSID		TRI		TRID	
	No.	LRIP \$	No.	LRIP \$	No.	LRIP \$	No.	LRIP \$	No.	LRIP \$	No.	LRIP \$	No.	LRIP \$
Jefferson County														
1992 - 1993	3	\$115,279.00			9	\$76,971.86					15	\$57,820.22		
1994 - 1995	1	\$122,226.00			10	\$81,885.00					5	\$61,764.54		
1996 - 1997	4	\$120,916.00			6	\$49,027.00	3	\$34,767.00			4	\$66,206.00		
1998 - 1999	2	\$174,917.00	1	\$398,956.00	7	\$71,513.00	2	\$50,018.00			4	\$92,659.87		
2000 - 2001	1	\$178,877.00			7	\$74,361.00	2	\$51,125.00			5	\$96,949.00		
2002 - 2003	1	\$181,147.53	2	\$519,922.85	2	\$77,808.19			1	\$261,540.92	4	\$97,798.26	1	\$77,759.00
2004 - 2005	2	\$183,627.53			3	\$79,593.00	1	\$55,028.00			5	\$99,258.00		
2006 - 2007	1	\$190,117.78			2	\$79,406.48	1	\$55,896.27			4	\$101,463.93		
2008 - 2009	1	\$197,057.70	1	\$125,000.00	4	\$83,111.26	2	\$57,483.49			4	\$104,174.33		
2010 - 2011	1	\$188,674.61			3	\$79,753.46	1	\$54,284.97			4	\$100,067.58	1	\$294,792.71
2012 - 2013	1	\$187,363.38	1	\$300,000.00	3	\$79,232.90	1	\$53,551.05			4	\$99,505.81		
2014 - 2015	1	\$194,675.73	1	\$200,000.00	3	\$82,285.26	1	\$56,013.40	1	\$273,000.00	5	\$103,692.76	1	\$146,534.94
2016 - 2017	1	\$192,727.52	1	\$200,000.00	3	\$73,774.12	1	\$55,122.81	1	\$85,130.30	4	\$102,267.35	1	\$629,372.29
2018 - 2019	1	\$211,930.97	1	\$222,642.61	4	\$88,383.16	1	\$59,845.57			5	\$109,050.20	1	\$191,996.74
2020 - 2021	1	\$208,294.62	1	\$200,000.00	3	\$89,501.91	1	\$59,518.95	1	\$380,000.00	3	\$81,541.05	1	\$149,929.77
2022 - 2023	1	\$211,273.69	1	\$475,014.75	3	\$91,082.55	1	\$63,495.59	1	\$127,500.00	4	\$117,171.71	2	\$602,714.70

HISTORY OF LRIP PROJECTS BY COUNTY AND COMPONENT

6/12/2023

Biennium	CHI		CHID		MSILT		MSIGT		MSID		TRI		TRID	
	No.	LRIP \$	No.	LRIP \$	No.	LRIP \$	No.	LRIP \$	No.	LRIP \$	No.	LRIP \$	No.	LRIP \$
Juneau County														
1992 - 1993	1	\$65,098.00			1	\$22,210.00					5	\$86,868.00		
1994 - 1995	2	\$68,553.00			1	\$22,963.00					4	\$88,760.16		
1996 - 1997	1	\$68,366.00			1	\$22,606.00					5	\$89,315.00		
1998 - 1999	2	\$94,883.00			2	\$26,914.10					8	\$130,394.00		
2000 - 2001	1	\$97,032.00	1	\$150,000.00	1	\$32,548.00					6	\$132,638.00		
2002 - 2003	1	\$98,909.00			1	\$32,377.92					8	\$133,320.13		
2004 - 2005	1	\$100,779.94			1	\$32,561.81					6	\$135,303.70		
2006 - 2007	1	\$104,442.00	1	\$215,000.00	1	\$32,700.63					10	\$140,935.10		
2008 - 2009	1	\$109,309.51	1	\$293,696.00	2	\$34,290.99					8	\$146,813.49		
2010 - 2011	2	\$104,949.08			2	\$32,395.05					7	\$141,911.21		
2012 - 2013	2	\$104,739.66	1	\$202,813.78	1	\$32,023.33			1	\$141,800.00	10	\$138,013.24		
2014 - 2015	2	\$105,565.37			3	\$28,359.75					8	\$144,183.33	1	\$316,775.68
2016 - 2017	1	\$104,642.25	1	\$110,000.00	2	\$31,097.31					10	\$143,423.24		
2018 - 2019	2	\$115,056.68	1	\$200,000.00	3	\$35,057.03			1	\$237,456.00	8	\$158,515.00		
2020 - 2021	1	\$112,916.07			1	\$34,661.50					8	\$159,553.12		
2022 - 2023	1	\$114,677.72	1	\$350,000.00	2	\$35,167.76					9	\$146,075.11		

HISTORY OF LRIP PROJECTS BY COUNTY AND COMPONENT

6/12/2023

Biennium	CHI		CHID		MSILT		MSIGT		MSID		TRI		TRID	
	No.	LRIP \$	No.	LRIP \$	No.	LRIP \$	No.	LRIP \$	No.	LRIP \$	No.	LRIP \$	No.	LRIP \$
Kenosha County														
1992 - 1993	12	\$175,699.84			6	\$39,493.16	1	\$114,574.00			6	\$15,731.00		
1994 - 1995	2	\$191,312.00			5	\$42,541.37	1	\$124,178.00			6	\$16,868.00		
1996 - 1997	2	\$191,060.00			4	\$44,935.00	1	\$124,088.00			6	\$17,157.00	1	\$110,214.00
1998 - 1999	5	\$273,909.10	1	\$210,962.00	4	\$64,717.00	1	\$177,375.00			5	\$24,859.00		
2000 - 2001	4	\$281,358.00	1	\$234,314.00	4	\$43,337.00	1	\$180,457.00			3	\$25,591.00		
2002 - 2003	2	\$289,761.46	1	\$209,600.00	4	\$71,213.92	1	\$183,475.04			5	\$26,297.62		
2004 - 2005	3	\$295,572.68	1	\$229,570.00	2	\$73,826.79	1	\$184,717.00	1	\$272,269.04	4	\$28,030.88		
2006 - 2007	1	\$307,619.16	2	\$227,136.00	2	\$76,541.30	1	\$188,256.09			3	\$29,456.30		
2008 - 2009	1	\$286,873.87	1	\$231,622.00	3	\$79,195.13	1	\$194,157.32			4	\$30,944.33		
2010 - 2011	1	\$306,143.86	1	\$286,933.93	2	\$77,900.17	1	\$184,958.36			4	\$30,059.66		
2012 - 2013	1	\$303,394.75	1	\$272,476.49	3	\$87,618.13	1	\$183,368.65			3	\$26,111.64	1	\$148,271.27
2014 - 2015	1	\$315,346.78	1	\$278,413.67	3	\$89,227.79	1	\$189,435.86			3	\$26,751.77		
2016 - 2017	2	\$312,349.20	1	\$325,100.86	2	\$38,661.61	2	\$239,599.92						
2018 - 2019	1	\$341,230.00	2	\$300,417.33	2	\$59,464.80	2	\$260,625.25			2	\$24,649.36		
2020 - 2021	1	\$337,250.98	1	\$301,493.29	3	\$61,914.63	2	\$255,142.37	1	\$450,000.00	1	\$13,740.00		
2022 - 2023	1	\$343,264.39	1	\$549,054.26	2	\$63,911.44	2	\$276,243.09			1	\$13,707.77		

HISTORY OF LRIP PROJECTS BY COUNTY AND COMPONENT

6/12/2023

Biennium	CHI		CHID		MSILT		MSIGT		MSID		TRI		TRID	
	No.	LRIP \$	No.	LRIP \$	No.	LRIP \$	No.	LRIP \$	No.	LRIP \$	No.	LRIP \$	No.	LRIP \$
Kewaunee County														
1992 - 1993	1	\$55,022.00			4	\$15,629.00					9	\$38,287.80		
1994 - 1995	1	\$56,569.00			2	\$7,982.00					10	\$45,169.00	1	\$113,839.00
1996 - 1997	2	\$55,941.00			4	\$16,090.00					10	\$44,690.00		
1998 - 1999	2	\$80,026.00	1	\$247,631.00	4	\$19,146.50					10	\$63,867.00		
2000 - 2001	1	\$81,918.00			4	\$23,677.00					10	\$64,984.00	1	\$167,256.99
2002 - 2003	1	\$87,570.98	1	\$217,522.87	4	\$24,689.80					10	\$65,454.90		
2004 - 2005	1	\$68,821.00			2	\$24,972.94					5	\$66,288.62		
2006 - 2007	1	\$92,144.76	1	\$281,790.38	2	\$25,187.35					5	\$68,980.74		
2008 - 2009	1	\$94,989.57			2	\$26,034.20					5	\$71,434.32		
2010 - 2011	1	\$91,022.79			2	\$24,641.73					5	\$68,284.21		
2012 - 2013	1	\$91,642.86			2	\$24,474.83					5	\$67,898.18	1	\$101,405.00
2014 - 2015	1	\$92,200.02	1	\$292,520.85	1	\$12,364.06					5	\$69,409.73		
2016 - 2017	1	\$91,370.81	1	\$124,381.70	2	\$24,319.00					5	\$84,377.60	1	\$135,140.00
2018 - 2019	1	\$100,490.56	1	\$172,679.81	1	\$25,494.93					5	\$76,250.61	1	\$61,837.91
2020 - 2021	1	\$98,528.91			2	\$26,124.72					4	\$61,582.80	2	\$249,882.96
2022 - 2023	1	\$99,854.26	3	\$588,438.00	1	\$39,593.06			1	\$400,000.00	5	\$76,212.76	1	\$177,678.90

HISTORY OF LRIP PROJECTS BY COUNTY AND COMPONENT

6/12/2023

Biennium	CHI		CHID		MSILT		MSIGT		MSID		TRI		TRID	
	No.	LRIP \$	No.	LRIP \$	No.	LRIP \$	No.	LRIP \$	No.	LRIP \$	No.	LRIP \$	No.	LRIP \$
La Crosse County														
1992 - 1993	1	\$150,587.00			4	\$32,006.00	2	\$77,477.00			4	\$33,160.00		
1994 - 1995	1	\$160,186.00			4	\$36,860.00	1	\$81,749.00			5	\$34,545.00		
1996 - 1997	1	\$159,323.00			6	\$37,993.00	2	\$80,107.00			5	\$34,338.00		
1998 - 1999	1	\$228,792.00	1	\$344,500.00	7	\$56,398.00	2	\$112,630.00			8	\$48,750.84		
2000 - 2001	1	\$233,892.00			4	\$59,094.00	2	\$114,000.00			4	\$45,429.51		
2002 - 2003	1	\$234,128.37	1	\$370,712.75	3	\$64,432.84	1	\$111,400.00			5	\$50,996.41		
2004 - 2005	2	\$236,488.64			3	\$65,044.51	6	\$110,721.86			3	\$52,464.60		
2006 - 2007	2	\$243,936.26			3	\$68,229.72	1	\$110,959.97			5	\$55,547.85	1	\$123,939.18
2008 - 2009	2	\$251,477.97			3	\$72,426.77	1	\$111,451.94			3	\$58,876.67		
2010 - 2011	3	\$205,452.43	1	\$335,263.00	3	\$70,409.15	1	\$105,742.23			2	\$55,427.47	1	\$71,412.95
2012 - 2013	1	\$241,507.20			3	\$70,436.66	1	\$104,385.44			2	\$55,811.92		
2014 - 2015	3	\$248,919.62	1	\$66,237.89	2	\$73,565.53	1	\$105,184.71			3	\$57,454.58	1	\$289,747.48
2016 - 2017	2	\$240,295.93	1	\$119,436.42	2	\$73,365.07	1	\$104,134.31			1	\$56,944.26	1	\$153,211.97
2018 - 2019	1	\$272,594.95			2	\$82,409.82	1	\$113,259.02			2	\$63,095.03	2	\$403,366.27
2020 - 2021	1	\$270,004.67			3	\$85,503.52	1	\$110,328.27	1	\$450,000.00	1	\$63,644.73	1	\$183,933.34
2022 - 2023	1	\$274,769.48	1	\$237,000.00	2	\$91,085.58	1	\$118,335.37			1	\$64,440.15		

HISTORY OF LRIP PROJECTS BY COUNTY AND COMPONENT

6/12/2023

Biennium	CHI		CHID		MSILT		MSIGT		MSID		TRI		TRID	
	No.	LRIP \$	No.	LRIP \$	No.	LRIP \$	No.	LRIP \$	No.	LRIP \$	No.	LRIP \$	No.	LRIP \$
Lafayette County														
1992 - 1993	1	\$61,758.00			6	\$15,983.00					5	\$61,082.00		
1994 - 1995	2	\$64,424.00			8	\$16,507.00					7	\$64,912.00		
1996 - 1997	1	\$63,527.00			2	\$16,092.00					3	\$64,220.00		
1998 - 1999	1	\$90,511.00	1	\$262,850.21	2	\$22,613.00					7	\$90,155.90		
2000 - 2001	1	\$92,254.00			2	\$23,055.00					6	\$93,047.30		
2002 - 2003	1	\$96,254.78	1	\$252,730.11	2	\$23,055.00					6	\$93,867.50		
2004 - 2005	1	\$97,324.76			2	\$22,687.00					7	\$95,239.00		
2006 - 2007	1	\$101,643.60	1	\$392,500.00	2	\$23,197.50					8	\$99,478.96		
2008 - 2009	1	\$104,350.07			3	\$23,550.19					6	\$102,843.98		
2010 - 2011	1	\$99,963.76	1	\$354,000.00	2	\$22,042.52					6	\$98,709.03		
2012 - 2013	1	\$99,409.82			2	\$22,087.76					5	\$93,790.23		
2014 - 2015	1	\$101,930.94			2	\$22,602.28					4	\$100,211.71	1	\$71,912.27
2016 - 2017	1	\$101,058.06	1	\$357,162.17	2	\$22,208.62					5	\$97,343.00		
2018 - 2019	1	\$111,078.26			3	\$23,962.71					6	\$109,387.72		
2020 - 2021	1	\$108,760.86	1	\$442,798.15	3	\$23,822.17					6	\$111,058.70		
2022 - 2023	1	\$110,383.69			2	\$24,125.89					5	\$112,809.11		

HISTORY OF LRIP PROJECTS BY COUNTY AND COMPONENT

6/12/2023

Biennium	CHI		CHID		MSILT		MSIGT		MSID		TRI		TRID	
	No.	LRIP \$	No.	LRIP \$	No.	LRIP \$	No.	LRIP \$	No.	LRIP \$	No.	LRIP \$	No.	LRIP \$
Langlade County														
1992 - 1993	2	\$65,425.66			1	\$17,631.00					6	\$57,325.00		
1994 - 1995	2	\$71,080.00			3	\$18,170.00					12	\$60,654.70		
1996 - 1997	3	\$62,274.06			2	\$17,841.00					12	\$60,594.00		
1998 - 1999	4	\$100,729.00			3	\$25,311.00					13	\$86,469.84		
2000 - 2001	1	\$102,684.00			1	\$25,860.00					14	\$82,726.00		
2002 - 2003	2	\$96,529.49			2	\$25,585.14					15	\$86,717.72		
2004 - 2005	2	\$104,976.78	1	\$139,999.64	1	\$25,346.70					9	\$91,267.70		
2006 - 2007	1	\$108,547.77			1	\$25,589.00					9	\$95,215.20		
2008 - 2009	1	\$111,825.21			1	\$25,781.40					9	\$98,273.53		
2010 - 2011	1	\$50,237.22			2	\$24,336.13					9	\$91,816.17		
2012 - 2013	1	\$106,601.11	1	\$144,615.00	1	\$24,120.99					8	\$83,474.30	1	\$87,585.62
2014 - 2015	1	\$105,885.78			1	\$16,461.52			1	\$385,000.00	9	\$96,099.70		
2016 - 2017	1	\$104,883.74	1	\$144,222.94							5	\$78,557.10	1	\$56,327.50
2018 - 2019	1	\$115,503.97			1	\$53,800.40					7	\$106,060.57	1	\$82,025.00
2020 - 2021	1	\$113,266.61	1	\$149,041.43	1	\$20,511.34					8	\$123,035.08		
2022 - 2023	1	\$114,794.00			1	\$25,704.87					9	\$108,823.69	1	\$87,097.50

HISTORY OF LRIP PROJECTS BY COUNTY AND COMPONENT

6/12/2023

Biennium	CHI		CHID		MSILT		MSIGT		MSID		TRI		TRID	
	No.	LRIP \$	No.	LRIP \$	No.	LRIP \$	No.	LRIP \$	No.	LRIP \$	No.	LRIP \$	No.	LRIP \$
Lincoln County														
1992 - 1993	3	\$72,057.00			2	\$27,402.00					7	\$62,405.31		
1994 - 1995	5	\$76,768.00			4	\$28,686.00					9	\$68,970.92		
1996 - 1997	6	\$76,431.00			2	\$28,098.00					11	\$68,447.00	1	\$185,160.69
1998 - 1999	11	\$109,318.00			2	\$39,665.00					13	\$98,051.01		
2000 - 2001	9	\$113,331.00			4	\$39,876.00					13	\$100,374.00	1	\$90,384.69
2002 - 2003	12	\$115,372.22			3	\$40,809.74					11	\$101,711.22		
2004 - 2005	16	\$116,388.18			1	\$40,713.87					8	\$103,485.92		
2006 - 2007	1	\$121,341.06	1	\$179,783.66	2	\$41,286.06					8	\$108,586.87		
2008 - 2009	1	\$124,886.36			1	\$41,764.51					8	\$104,400.84		
2010 - 2011	1	\$119,766.30	1	\$144,607.25	1	\$38,538.56					8	\$107,846.92		
2012 - 2013	1	\$119,071.41			1	\$38,688.64					8	\$107,284.33	1	\$107,608.00
2014 - 2015	1	\$118,610.45	1	\$136,744.04	1	\$38,055.92					8	\$109,742.20	1	\$68,577.00
2016 - 2017	1	\$117,644.79			1	\$37,509.76					8	\$108,951.25		
2018 - 2019	1	\$129,170.83	1	\$148,541.74	1	\$40,414.08					8	\$120,510.25		
2020 - 2021	1	\$126,685.68			1	\$39,952.96					8	\$121,723.52		
2022 - 2023	1	\$128,357.85	1	\$217,308.12							8	\$123,701.84	1	\$174,195.00

HISTORY OF LRIP PROJECTS BY COUNTY AND COMPONENT

6/12/2023

Biennium	CHI		CHID		MSILT		MSIGT		MSID		TRI		TRID	
	No.	LRIP \$	No.	LRIP \$	No.	LRIP \$	No.	LRIP \$	No.	LRIP \$	No.	LRIP \$	No.	LRIP \$
Manitowoc County														
1992 - 1993	5	\$134,725.00			6	\$39,366.00	1	\$53,292.00			4	\$81,885.00		
1994 - 1995	1	\$140,555.00			7	\$40,773.00	1	\$56,395.00			5	\$87,115.00		
1996 - 1997	4	\$138,480.00			5	\$40,147.00	1	\$55,579.00			4	\$85,166.00		
1998 - 1999	1	\$197,950.00			3	\$57,790.00	1	\$78,509.00			6	\$123,200.00		
2000 - 2001	2	\$201,672.00	1	\$250,000.00	7	\$58,722.00	1	\$80,125.00			5	\$125,592.00		
2002 - 2003	2	\$199,872.90	2	\$256,448.23	8	\$56,038.38	1	\$79,338.74			6	\$126,643.45		
2004 - 2005	1	\$201,138.00			5	\$57,980.59	1	\$80,583.00			5	\$128,113.84		
2006 - 2007	1	\$207,076.96	1	\$281,790.37	5	\$58,325.52	1	\$81,530.75			5	\$133,521.45		
2008 - 2009	1	\$212,026.17	1	\$280,873.09	5	\$57,865.18	1	\$82,957.17			5	\$137,667.44		
2010 - 2011	2	\$201,969.38	1	\$250,000.00	4	\$55,532.56	2	\$78,498.17			5	\$131,903.59		
2012 - 2013	2	\$200,573.19			4	\$54,903.04	1	\$72,563.42			5	\$131,196.70		
2014 - 2015	3	\$198,926.98	2	\$292,520.85	4	\$55,363.77	1	\$77,637.61			5	\$134,192.92	1	\$404,076.07
2016 - 2017	1	\$196,651.15			4	\$45,015.16	1	\$76,322.17			4	\$106,638.24		
2018 - 2019	1	\$225,630.04	1	\$344,092.74	4	\$47,959.71	1	\$82,586.83			5	\$147,350.10	1	\$211,944.45
2020 - 2021	2	\$212,131.69			6	\$78,274.83	1	\$81,768.98			5	\$148,733.74	1	\$229,893.76
2022 - 2023	1	\$214,452.30	1	\$588,438.17	5	\$50,177.52	1	\$87,506.35			5	\$150,947.42	1	\$224,960.40

HISTORY OF LRIP PROJECTS BY COUNTY AND COMPONENT

6/12/2023

Biennium	CHI		CHID		MSILT		MSIGT		MSID		TRI		TRID	
	No.	LRIP \$	No.	LRIP \$	No.	LRIP \$	No.	LRIP \$	No.	LRIP \$	No.	LRIP \$	No.	LRIP \$
Marathon County														
1992 - 1993	1	\$225,937.00			3	\$39,769.00	1	\$63,270.00			10	\$174,326.98		
1994 - 1995	2	\$230,744.63			3	\$42,780.00	1	\$69,626.00			8	\$184,617.18		
1996 - 1997	2	\$240,468.00			3	\$45,672.00	1	\$68,835.00			8	\$172,552.67		
1998 - 1999	1	\$345,100.00			8	\$93,229.99	1	\$97,741.00			14	\$254,600.56		
2000 - 2001	1	\$350,889.00	1	\$125,000.00	6	\$101,629.21	1	\$98,640.00			14	\$254,976.74	1	\$86,377.13
2002 - 2003	1	\$349,817.44			6	\$102,049.63	1	\$97,534.35			11	\$260,650.02		
2004 - 2005	2	\$353,977.00	1	\$248,793.11	8	\$121,432.94	1	\$97,828.50			12	\$257,188.95	1	\$86,076.17
2006 - 2007	1	\$367,400.33	1	\$155,070.00	4	\$136,175.51	1	\$99,294.60	1	\$290,024.69	11	\$262,264.59		
2008 - 2009	1	\$381,175.70	1	\$259,411.47	4	\$142,750.31	2	\$101,978.60			14	\$269,941.50		
2010 - 2011	1	\$366,361.34			6	\$136,629.23	1	\$96,943.12			11	\$260,055.21		
2012 - 2013	1	\$365,735.30	1	\$247,479.07	4	\$135,905.13	1	\$96,343.80	1	\$463,700.00	11	\$256,838.33	1	\$96,145.39
2014 - 2015	1	\$369,652.99			5	\$137,500.00	2	\$95,845.56			11	\$264,532.54	1	\$405,073.78
2016 - 2017	1	\$366,517.64	1	\$249,460.62	5	\$137,013.14	1	\$94,391.66			10	\$262,934.78	1	\$227,142.83
2018 - 2019	1	\$403,079.21			5	\$170,022.17	1	\$101,927.16	2	\$708,300.70	10	\$278,883.82	3	\$747,103.60
2020 - 2021	2	\$396,638.02	1	\$256,609.32	5	\$188,185.45	1	\$102,192.02	1	\$173,929.91	10	\$281,309.42	4	\$445,899.17
2022 - 2023	1	\$403,594.86			6	\$167,737.94	1	\$109,147.75	3	\$868,949.50	10	\$286,328.67	2	\$1,725,236.06

HISTORY OF LRIP PROJECTS BY COUNTY AND COMPONENT

6/12/2023

Biennium	CHI		CHID		MSILT		MSIGT		MSID		TRI		TRID	
	No.	LRIP \$	No.	LRIP \$	No.	LRIP \$	No.	LRIP \$	No.	LRIP \$	No.	LRIP \$	No.	LRIP \$
Marinette County														
1992 - 1993	1	\$96,459.00			2	\$41,082.00					8	\$130,905.09		
1994 - 1995	2	\$102,072.00			4	\$42,596.00					8	\$138,939.50		
1996 - 1997	3	\$100,725.00			4	\$41,177.03					8	\$131,006.18		
1998 - 1999	1	\$144,022.00	1	\$206,777.55	7	\$58,223.00					10	\$194,667.11		
2000 - 2001	1	\$146,856.00			6	\$58,841.00					7	\$186,445.69		
2002 - 2003	1	\$148,351.72	1	\$217,519.00	6	\$57,942.52					9	\$202,069.69		
2004 - 2005	1	\$149,883.00			4	\$57,567.88					9	\$204,589.29		
2006 - 2007	1	\$162,014.34	1	\$281,790.37	3	\$57,908.00					9	\$203,787.87		
2008 - 2009	1	\$167,734.02			4	\$58,301.27					10	\$217,586.79	1	\$234,290.06
2010 - 2011	1	\$160,158.22			3	\$55,024.89					9	\$208,961.28		
2012 - 2013	2	\$157,348.32	1	\$217,837.51	3	\$53,577.82					9	\$209,098.56	1	\$91,665.80
2014 - 2015	1	\$155,474.39			3	\$54,803.22					8	\$212,026.55	1	\$92,990.16
2016 - 2017	1	\$153,900.53	2	\$324,000.00	3	\$53,877.39					8	\$212,625.42	2	\$246,215.05
2018 - 2019	1	\$168,689.08			3	\$58,183.67					9	\$235,017.15	1	\$108,516.55
2020 - 2021	1	\$165,324.89	1	\$295,000.00	4	\$54,499.22					8	\$210,615.76	1	\$60,975.60
2022 - 2023	1	\$167,385.08			3	\$57,776.28					9	\$240,794.23	2	\$194,103.00

HISTORY OF LRIP PROJECTS BY COUNTY AND COMPONENT

6/12/2023

Biennium	CHI		CHID		MSILT		MSIGT		MSID		TRI		TRID	
	No.	LRIP \$	No.	LRIP \$	No.	LRIP \$	No.	LRIP \$	No.	LRIP \$	No.	LRIP \$	No.	LRIP \$
Marquette County														
1992 - 1993	3	\$54,689.00			1	\$10,026.00					6	\$35,315.78		
1994 - 1995	3	\$57,083.00			2	\$7,904.29					6	\$45,909.00		
1996 - 1997	3	\$56,658.00			4	\$10,232.00					5	\$45,559.00		
1998 - 1999	4	\$81,336.00			1	\$14,553.00					9	\$65,301.00		
2000 - 2001	4	\$83,485.00	1	\$250,000.00	3	\$12,650.42					7	\$66,375.00		
2002 - 2003	3	\$85,381.34			1	\$14,493.20					7	\$66,745.95		
2004 - 2005	4	\$86,566.65	1	\$248,793.11	1	\$14,388.00					7	\$67,954.99		
2006 - 2007	1	\$26,250.00			2	\$14,512.23					5	\$50,730.66		
2008 - 2009	2	\$92,500.45			1	\$14,747.96					6	\$65,301.99		
2010 - 2011	2	\$88,621.20			1	\$13,860.88					7	\$69,940.12		
2012 - 2013	2	\$88,174.43	1	\$247,479.07	1	\$13,696.84					6	\$69,537.80		
2014 - 2015	1	\$89,757.57			1	\$13,923.90					7	\$71,075.52		
2016 - 2017	1	\$88,962.41	1	\$249,460.62	1	\$13,702.18					7	\$70,611.00		
2018 - 2019	1	\$97,832.19			2	\$14,749.90					7	\$78,076.55		
2020 - 2021	1	\$95,718.42	1	\$256,609.32	1	\$14,314.05					7	\$77,271.41		
2022 - 2023	1	\$97,074.37									7	\$77,650.63	1	\$136,436.49

HISTORY OF LRIP PROJECTS BY COUNTY AND COMPONENT

6/12/2023

Biennium	CHI		CHID		MSILT		MSIGT		MSID		TRI		TRID	
	No.	LRIP \$	No.	LRIP \$	No.	LRIP \$	No.	LRIP \$	No.	LRIP \$	No.	LRIP \$	No.	LRIP \$
Menominee County														
1992 - 1993														
1994 - 1995	2	\$45,736.00									1	\$7,447.00		
1996 - 1997	2	\$45,377.00									1	\$7,368.00		
1998 - 1999	2	\$64,990.00									3	\$7,500.00		
2000 - 2001	1	\$66,290.00												
2002 - 2003	1	\$67,030.91									1	\$10,762.84		
2004 - 2005	1	\$67,936.00	1	\$274,164.00							1	\$10,886.51		
2006 - 2007	1	\$70,458.58									1	\$11,329.34		
2008 - 2009	1	\$22,955.00									1	\$11,677.24		
2010 - 2011	1	\$69,702.35									1	\$11,187.98		
2012 - 2013														
2014 - 2015	1	\$70,737.61									1	\$11,361.56		
2016 - 2017	1	\$70,206.79									1	\$11,286.62		
2018 - 2019											1	\$89,765.82		
2020 - 2021	1	\$76,304.00									1	\$13,013.00		
2022 - 2023											1	\$13,220.52		

HISTORY OF LRIP PROJECTS BY COUNTY AND COMPONENT

6/12/2023

Biennium	CHI		CHID		MSILT		MSIGT		MSID		TRI		TRID	
	No.	LRIP \$	No.	LRIP \$	No.	LRIP \$	No.	LRIP \$	No.	LRIP \$	No.	LRIP \$	No.	LRIP \$
Milwaukee County														
1992 - 1993	1	\$996,050.00			12	\$171,832.03	6	\$1,032,424.00						
1994 - 1995	2	\$1,078,074.00			18	\$185,868.99	7	\$1,142,670.00						
1996 - 1997	1	\$1,055,243.00			12	\$181,492.00	7	\$1,118,977.27						
1998 - 1999	3	\$1,479,754.00	1	\$1,138,441.00	12	\$254,635.00	8	\$1,568,011.00						
2000 - 2001	2	\$1,471,712.00	2	\$1,258,088.00	12	\$255,050.00	7	\$1,549,688.00	1	\$227,598.00				
2002 - 2003	2	\$1,420,590.88	1	\$1,104,834.00	16	\$247,944.41	8	\$1,539,779.88						
2004 - 2005	2	\$1,213,848.55	1	\$1,097,985.00	7	\$244,743.54	7	\$1,531,038.18	3	\$721,554.83				
2006 - 2007	1	\$1,175,608.05	1	\$988,341.24	6	\$244,354.05	7	\$1,536,427.90	1	\$122,560.64				
2008 - 2009	1	\$1,466,031.72	1	\$956,961.73	6	\$246,146.70	7	\$1,552,760.24	1	\$319,395.65				
2010 - 2011	2	\$1,269,957.51	1	\$604,500.61	5	\$218,204.49	7	\$1,467,067.50						
2012 - 2013	1	\$1,363,520.14	1	\$768,294.06	6	\$228,843.95	7	\$1,437,872.81	1	\$472,400.00				
2014 - 2015	1	\$1,601,715.87	1	\$572,060.46	5	\$218,393.00	9	\$1,424,699.83						
2016 - 2017	1	\$1,403,005.12	1	\$844,456.30	6	\$228,803.75	7	\$1,454,445.73						
2018 - 2019	1	\$1,531,354.91	1	\$1,347,992.48	6	\$261,362.09	7	\$1,573,146.67	1	\$138,021.30				
2020 - 2021	1	\$1,514,996.94	1	\$270,690.08	6	\$257,546.91	5	\$1,336,547.27						
2022 - 2023	1	\$1,518,814.18	1	\$1,467,167.63	6	\$261,015.94	7	\$1,602,419.00	1	\$400,000.00				

HISTORY OF LRIP PROJECTS BY COUNTY AND COMPONENT

6/12/2023

Biennium	CHI		CHID		MSILT		MSIGT		MSID		TRI		TRID	
	No.	LRIP \$	No.	LRIP \$	No.	LRIP \$	No.	LRIP \$	No.	LRIP \$	No.	LRIP \$	No.	LRIP \$
Monroe County														
1992 - 1993	1	\$98,433.00			5	\$25,113.25					7	\$78,554.30		
1994 - 1995	2	\$103,570.00			4	\$29,917.00					7	\$85,041.00		
1996 - 1997	1	\$102,516.00			5	\$36,707.00					12	\$84,251.25		
1998 - 1999	1	\$146,329.00			4	\$52,568.00					7	\$120,697.00		
2000 - 2001	3	\$149,387.00			6	\$53,239.00					9	\$122,982.00		
2002 - 2003	2	\$153,040.13	1	\$375,000.00	6	\$54,034.97					7	\$124,247.43		
2004 - 2005	3	\$155,590.83			5	\$54,626.00					8	\$126,078.00		
2006 - 2007	1	\$161,441.69	1	\$13,152.40	5	\$55,468.20			1	\$162,094.00	7	\$131,430.44		
2008 - 2009	3	\$166,796.69	2	\$165,204.00	5	\$58,352.55					8	\$135,925.82		
2010 - 2011	3	\$218,699.67			4	\$44,567.87					4	\$82,977.90		
2012 - 2013	1	\$159,643.39			3	\$55,433.64					6	\$129,608.20		
2014 - 2015	2	\$199,534.81	2	\$588,722.17	5	\$56,656.55					5	\$129,577.53		
2016 - 2017	1	\$162,094.26			4	\$43,840.50					6	\$125,643.55		
2018 - 2019	1	\$178,553.63			4	\$60,934.88					7	\$150,026.61	2	\$201,661.90
2020 - 2021	1	\$175,858.25	1	\$415,158.76	4	\$61,753.64					6	\$146,560.29	2	\$277,950.90
2022 - 2023	1	\$179,172.39			4	\$62,623.72			1	\$254,500.00	5	\$148,855.97	2	\$958,470.66

HISTORY OF LRIP PROJECTS BY COUNTY AND COMPONENT

6/12/2023

Biennium	CHI		CHID		MSILT		MSIGT		MSID		TRI		TRID	
	No.	LRIP \$	No.	LRIP \$	No.	LRIP \$	No.	LRIP \$	No.	LRIP \$	No.	LRIP \$	No.	LRIP \$
Oconto County														
1992 - 1993	1	\$84,166.00			1	\$21,427.00					3	\$121,158.00		
1994 - 1995	1	\$89,489.00			1	\$22,212.00					3	\$122,792.66		
1996 - 1997	1	\$88,820.00			1	\$21,820.00					5	\$129,468.00	1	\$262,984.00
1998 - 1999	1	\$129,025.00	1	\$247,631.00	1	\$28,762.30					9	\$182,221.26		
2000 - 2001	1	\$132,459.00	1	\$245,165.00	1	\$31,120.00					6	\$187,603.84		
2002 - 2003	1	\$136,582.93			1	\$30,955.75					8	\$192,859.39		
2004 - 2005	1	\$139,667.53	1	\$274,164.00	2	\$30,858.00					8	\$197,893.58		
2006 - 2007	6	\$145,135.92			3	\$30,864.59					12	\$205,240.00		
2008 - 2009	16	\$150,350.26	1	\$280,873.09	1	\$31,233.31					13	\$213,061.08		
2010 - 2011	14	\$144,239.84			1	\$29,422.29					13	\$205,428.68	1	\$114,413.27
2012 - 2013	5	\$143,758.53			1	\$29,113.96			1	\$504,847.50	12	\$203,799.18	1	\$195,837.51
2014 - 2015	4	\$144,161.04	1	\$292,520.85	1	\$29,857.47					12	\$209,435.07		
2016 - 2017	1	\$144,313.49			1	\$29,458.35					12	\$206,247.73		
2018 - 2019	1	\$158,743.40	1	\$344,092.74	1	\$31,739.17			2	\$555,391.78	12	\$227,011.51	1	\$82,284.32
2020 - 2021	1	\$156,059.84			1	\$31,152.27					12	\$232,039.75	1	\$283,367.27
2022 - 2023	1	\$158,788.48	1	\$588,438.00	1	\$31,548.19			1	\$342,500.00	12	\$235,801.93	1	\$73,870.13

HISTORY OF LRIP PROJECTS BY COUNTY AND COMPONENT

6/12/2023

Biennium	CHI		CHID		MSILT		MSIGT		MSID		TRI		TRID	
	No.	LRIP \$	No.	LRIP \$	No.	LRIP \$	No.	LRIP \$	No.	LRIP \$	No.	LRIP \$	No.	LRIP \$
Oneida County														
1992 - 1993	1	\$62,703.00			1	\$14,674.00					5	\$110,801.41		
1994 - 1995	1	\$65,505.00			1	\$15,349.00					5	\$117,006.51		
1996 - 1997	1	\$66,343.00			1	\$15,300.00					6	\$117,202.00		
1998 - 1999	1	\$95,338.00			1	\$21,668.00					8	\$165,503.67		
2000 - 2001	1	\$97,255.00			1	\$21,774.00					9	\$171,034.94	1	\$120,590.00
2002 - 2003	2	\$100,575.86	1	\$323,629.90	1	\$21,330.41					9	\$172,258.55		
2004 - 2005	1	\$102,063.00			1	\$21,238.00					8	\$174,973.00		
2006 - 2007	1	\$105,218.44			1	\$22,681.59					8	\$180,200.69		
2008 - 2009	2	\$108,540.71	1	\$151,450.02	1	\$22,873.31					8	\$189,134.15	1	\$49,790.25
2010 - 2011	1	\$103,933.62			1	\$21,834.19					7	\$182,630.95	1	\$71,508.30
2012 - 2013	1	\$103,621.09	1	\$144,615.00	1	\$21,573.18					7	\$180,823.10	1	\$169,758.64
2014 - 2015	1	\$101,007.32			1	\$21,328.20					8	\$185,891.26	2	\$679,826.85
2016 - 2017	2	\$100,015.73	1	\$104,410.51							7	\$183,969.10	1	\$114,300.99
2018 - 2019	1	\$132,470.15									6	\$200,856.89	2	\$453,005.50
2020 - 2021	1	\$108,211.33	1	\$149,041.43	1	\$43,440.13			1	\$450,000.00	9	\$206,482.80	2	\$582,761.13
2022 - 2023	1	\$109,382.77			1	\$22,804.48			1	\$400,000.00	8	\$209,610.17	1	\$436,582.44

HISTORY OF LRIP PROJECTS BY COUNTY AND COMPONENT

6/12/2023

Biennium	CHI		CHID		MSILT		MSIGT		MSID		TRI		TRID	
	No.	LRIP \$	No.	LRIP \$	No.	LRIP \$	No.	LRIP \$	No.	LRIP \$	No.	LRIP \$	No.	LRIP \$
Outagamie County														
1992 - 1993	1	\$206,000.00			6	\$59,066.00	1	\$102,117.00			3	\$71,217.87		
1994 - 1995	7	\$219,905.00			5	\$61,691.00	1	\$108,399.00			3	\$77,009.00		
1996 - 1997	2	\$219,225.00			5	\$61,527.00	1	\$108,112.00			3	\$77,643.00		
1998 - 1999	3	\$317,046.00			5	\$89,547.00	1	\$154,682.00			4	\$114,136.00		
2000 - 2001	2	\$324,760.00	1	\$495,166.00	5	\$92,678.00	1	\$156,649.00			5	\$118,442.00		
2002 - 2003	4	\$329,179.00			3	\$93,147.99	3	\$156,757.97	1	\$194,886.00	4	\$116,055.26		
2004 - 2005	2	\$336,676.00	1	\$383,830.00	4	\$96,577.99	1	\$157,990.00			3	\$119,531.74	1	\$137,818.59
2006 - 2007	1	\$350,780.00			2	\$101,132.57	2	\$159,892.48			6	\$134,028.00		
2008 - 2009	1	\$363,929.70	1	\$450,000.00	2	\$104,373.82	1	\$161,498.95			5	\$140,893.64	1	\$303,996.43
2010 - 2011	2	\$349,001.22	1	\$402,034.43	2	\$100,320.22	1	\$155,846.78			4	\$134,958.62		
2012 - 2013	2	\$344,594.09	1	\$350,000.00	1	\$99,462.75	1	\$155,725.95			4	\$134,814.84	2	\$418,550.49
2014 - 2015	1	\$357,065.65			2	\$101,272.90	1	\$157,989.38	1	\$550,000.00	4	\$137,859.38	2	\$362,831.17
2016 - 2017	1	\$355,255.82	1	\$505,000.00	2	\$100,165.99	1	\$156,644.11			3	\$135,697.03	2	\$528,099.71
2018 - 2019	2	\$392,644.22			2	\$109,573.86	1	\$170,667.36	1	\$173,985.99	3	\$152,223.46	3	\$1,107,506.63
2020 - 2021	2	\$390,076.24	1	\$256,576.11	2	\$112,833.48	1	\$168,409.50			3	\$154,247.00	1	\$114,695.05
2022 - 2023					1	\$117,448.86	1	\$181,953.74			2	\$123,259.84	1	\$191,614.50

HISTORY OF LRIP PROJECTS BY COUNTY AND COMPONENT

6/12/2023

Biennium	CHI		CHID		MSILT		MSIGT		MSID		TRI		TRID	
	No.	LRIP \$	No.	LRIP \$	No.	LRIP \$	No.	LRIP \$	No.	LRIP \$	No.	LRIP \$	No.	LRIP \$
Ozaukee County														
1992 - 1993	1	\$99,714.00			6	\$101,172.41					5	\$18,635.34		
1994 - 1995	2	\$106,829.00			5	\$61,872.00	3	\$54,022.00			5	\$23,860.00		
1996 - 1997	2	\$105,980.00			7	\$65,845.00	1	\$53,926.00			6	\$25,092.00		
1998 - 1999	3	\$156,865.00	1	\$120,684.00	7	\$95,386.70	1	\$76,455.00			6	\$36,457.98	1	\$206,667.00
2000 - 2001	1	\$160,336.00	2	\$134,243.00	6	\$100,437.00	1	\$77,745.00	1	\$340,200.00	6	\$37,479.00		
2002 - 2003	4	\$161,707.93	1	\$120,900.00	7	\$100,576.66	1	\$79,050.65			6	\$37,938.19		
2004 - 2005	1	\$164,376.00	1	\$127,500.00	4	\$103,894.85	1	\$79,541.00			3	\$38,582.00		
2006 - 2007	2	\$170,318.73	1	\$126,097.00	4	\$98,662.99	1	\$80,297.31			3	\$38,343.49		
2008 - 2009	1	\$175,690.83	1	\$129,164.00	4	\$105,031.08	1	\$82,213.63			3	\$39,769.11		
2010 - 2011	2	\$159,920.90	1	\$162,966.57	4	\$100,134.49	1	\$77,746.72	1	\$405,000.00	2	\$25,659.47		
2012 - 2013	1	\$167,270.75	3	\$174,322.76	3	\$99,496.81	1	\$76,910.14			3	\$38,223.22	1	\$140,727.46
2014 - 2015	2	\$169,943.97	1	\$158,378.51	4	\$100,803.52	1	\$76,722.18			3	\$39,025.99	1	\$95,565.30
2016 - 2017	1	\$168,668.31	1	\$185,927.64	3	\$99,740.75	1	\$75,718.11			3	\$38,750.02		
2018 - 2019	1	\$186,017.34	1	\$172,202.57	4	\$108,217.21	1	\$82,671.61	1	\$469,965.00	3	\$57,473.81		
2020 - 2021	2	\$184,477.38	1	\$175,330.13	3	\$111,965.88	1	\$85,746.64			3	\$43,288.65	1	\$61,275.48
2022 - 2023	1	\$189,528.53	1	\$322,176.02	4	\$115,493.48	1	\$92,661.84			2	\$29,332.18	1	\$103,839.35

HISTORY OF LRIP PROJECTS BY COUNTY AND COMPONENT

6/12/2023

Biennium	CHI		CHID		MSILT		MSIGT		MSID		TRI		TRID	
	No.	LRIP \$	No.	LRIP \$	No.	LRIP \$	No.	LRIP \$	No.	LRIP \$	No.	LRIP \$	No.	LRIP \$
Pepin County														
1992 - 1993	3	\$43,000.00			1	\$6,990.00					1	\$10,000.00		
1994 - 1995	3	\$40,932.67			2	\$6,989.00					4	\$21,108.83		
1996 - 1997	1	\$45,377.00			1	\$6,928.00					2	\$21,488.00		
1998 - 1999	1	\$64,990.00			1	\$9,686.00					2	\$30,794.00		
2000 - 2001	2	\$66,290.00			4	\$9,776.00					4	\$31,259.00		
2002 - 2003	1	\$67,030.91			1	\$9,593.39					4	\$31,558.74		
2004 - 2005	1	\$67,936.00			3	\$9,578.87					2	\$31,936.53		
2006 - 2007	2	\$70,458.58	1	\$155,739.00	1	\$9,532.94					4	\$33,254.24		
2008 - 2009	1	\$72,804.84			1	\$9,546.56					2	\$34,293.14		
2010 - 2011	1	\$65,035.56	1	\$115,513.00	1	\$9,145.49			1	\$270,100.00	2	\$33,024.72		
2012 - 2013	2	\$69,229.25			2	\$9,012.92					2	\$32,841.71		
2014 - 2015	2	\$70,737.61	2	\$90,596.00	1	\$8,898.28					2	\$30,962.84	1	\$73,521.50
2016 - 2017	1	\$70,206.79	1	\$52,319.25	1	\$2,574.00					2	\$33,345.86	1	\$58,366.47
2018 - 2019					1	\$9,397.42					2	\$36,820.16		
2020 - 2021	2	\$45,217.77									2	\$32,184.22		
2022 - 2023	2	\$108,506.46	1	\$207,398.65	1	\$9,206.61					2	\$24,605.46		

HISTORY OF LRIP PROJECTS BY COUNTY AND COMPONENT

6/12/2023

Biennium	CHI		CHID		MSILT		MSIGT		MSID		TRI		TRID	
	No.	LRIP \$	No.	LRIP \$	No.	LRIP \$	No.	LRIP \$	No.	LRIP \$	No.	LRIP \$	No.	LRIP \$
Pierce County														
1992 - 1993	5	\$72,910.37			7	\$34,760.00					5	\$56,429.12		
1994 - 1995	3	\$80,764.00			7	\$35,029.15					5	\$69,042.40		
1996 - 1997	2	\$80,270.00			7	\$36,213.00					5	\$68,548.00		
1998 - 1999	6	\$114,581.00	1	\$88,152.00	8	\$52,411.50					5	\$98,245.00		
2000 - 2001	1	\$117,154.00	1	\$80,000.00	10	\$53,254.75					5	\$100,243.00		
2002 - 2003	3	\$120,643.99	1	\$90,000.00	11	\$55,313.84					8	\$101,999.86		
2004 - 2005	2	\$122,826.00			4	\$57,088.00					5	\$103,784.78		
2006 - 2007	3	\$128,098.05	1	\$191,008.00	4	\$55,991.36					5	\$108,506.61		
2008 - 2009	2	\$133,141.12	1	\$100,000.00	4	\$61,936.99					5	\$109,294.70		
2010 - 2011	1	\$127,856.56	1	\$112,069.00	2	\$30,045.73			1	\$225,785.00	5	\$108,457.65		
2012 - 2013	1	\$127,759.96	1	\$90,000.00	4	\$59,583.18					5	\$107,957.90	2	\$201,861.69
2014 - 2015	1	\$130,809.84	1	\$77,412.00	4	\$59,060.58					5	\$110,354.48	1	\$248,036.63
2016 - 2017	1	\$129,627.75	1	\$96,600.75	3	\$45,749.69					4	\$87,696.68	2	\$544,267.29
2018 - 2019	1	\$141,956.86	1	\$119,058.35	4	\$66,507.36			1	\$410,897.82	5	\$121,755.40		
2020 - 2021	1	\$140,398.75	2	\$239,926.70	4	\$68,111.36					5	\$123,114.60		
2022 - 2023	1	\$142,844.61	1	\$102,752.56	4	\$69,822.34					5	\$125,207.30	1	\$525,755.35

HISTORY OF LRIP PROJECTS BY COUNTY AND COMPONENT

6/12/2023

Biennium	CHI		CHID		MSILT		MSIGT		MSID		TRI		TRID	
	No.	LRIP \$	No.	LRIP \$	No.	LRIP \$	No.	LRIP \$	No.	LRIP \$	No.	LRIP \$	No.	LRIP \$
Polk County														
1992 - 1993	2	\$93,778.00			7	\$28,042.00					14	\$113,560.00		
1994 - 1995	1	\$99,014.00			8	\$33,434.00					23	\$122,389.00	1	\$48,858.00
1996 - 1997	1	\$98,127.00			8	\$32,975.00					19	\$121,239.95	1	\$59,899.00
1998 - 1999	1	\$140,483.00	1	\$144,091.60	9	\$46,689.00					21	\$173,693.00		
2000 - 2001	1	\$143,544.00			12	\$47,470.00					15	\$176,069.07		
2002 - 2003	2	\$150,507.36	1	\$166,071.00	10	\$48,942.93					16	\$179,236.37	1	\$75,587.00
2004 - 2005	1	\$153,584.51	1	\$200,000.00	6	\$49,611.80					14	\$181,297.00		
2006 - 2007	1	\$159,885.00			6	\$50,192.50			1	\$459,138.25	12	\$188,445.58		
2008 - 2009	1	\$165,729.60	1	\$170,668.84	8	\$52,578.19					11	\$196,648.94		
2010 - 2011	1	\$158,823.14	1	\$125,000.00	7	\$50,737.81					11	\$186,150.66	1	\$182,441.50
2012 - 2013	1	\$158,011.66	1	\$238,719.77	5	\$50,284.29					12	\$187,424.86		
2014 - 2015	1	\$158,386.15			6	\$50,612.95					8	\$191,585.70	2	\$544,384.25
2016 - 2017	1	\$156,854.77	1	\$250,000.00	5	\$41,546.11			1	\$281,820.00	11	\$174,634.61		
2018 - 2019	1	\$172,209.72			5	\$53,964.89					10	\$183,623.52		
2020 - 2021	1	\$169,089.04			6	\$60,790.66			1	\$296,587.50	9	\$191,539.27	1	\$128,342.39
2022 - 2023	1	\$171,761.39	1	\$350,000.00	5	\$52,487.55			2	\$800,000.00	12	\$251,273.23	1	\$256,610.64

HISTORY OF LRIP PROJECTS BY COUNTY AND COMPONENT

6/12/2023

Biennium	CHI		CHID		MSILT		MSIGT		MSID		TRI		TRID	
	No.	LRIP \$	No.	LRIP \$	No.	LRIP \$	No.	LRIP \$	No.	LRIP \$	No.	LRIP \$	No.	LRIP \$
Portage County														
1992 - 1993	2	\$142,097.00			6	\$30,453.00	1	\$40,077.00			12	\$88,759.00		
1994 - 1995	2	\$148,954.00			11	\$32,413.50	2	\$42,177.00			13	\$91,385.47	1	\$143,642.00
1996 - 1997	1	\$148,556.00			11	\$33,086.00	1	\$38,745.95			15	\$90,451.31		
1998 - 1999	3	\$212,084.00	1	\$212,931.19	6	\$48,339.00	1	\$44,508.46			15	\$133,498.00		
2000 - 2001	4	\$216,302.00			6	\$49,713.62	1	\$61,951.00			14	\$123,368.00	1	\$82,470.26
2002 - 2003	3	\$217,751.75	1	\$235,000.00	9	\$48,115.49	2	\$62,328.91			15	\$134,283.80		
2004 - 2005	2	\$219,725.00			5	\$47,998.10	1	\$54,694.84			9	\$138,640.91		
2006 - 2007	3	\$225,748.26	1	\$206,062.00	6	\$50,801.05	1	\$63,117.57			6	\$145,752.28	1	\$157,689.43
2008 - 2009	1	\$230,218.48	1	\$116,821.25	4	\$52,980.37	1	\$63,768.32			6	\$151,941.60		
2010 - 2011	3	\$220,843.33	1	\$247,440.95	4	\$50,345.85	1	\$62,546.77			7	\$144,935.72		
2012 - 2013	2	\$220,223.35			2	\$41,257.78	1	\$63,449.09			3	\$144,087.30	1	\$73,710.31
2014 - 2015	1	\$225,867.64	2	\$236,676.15	5	\$51,442.00	1	\$65,170.13			4	\$147,105.29	1	\$127,389.32
2016 - 2017	1	\$223,989.84			4	\$40,669.85					6	\$135,489.55	1	\$1,220,781.12
2018 - 2019	1	\$245,834.97	1	\$256,357.28	5	\$76,328.84					4	\$178,289.37	3	\$662,887.68
2020 - 2021	1	\$241,465.91			4	\$44,064.37	1	\$68,959.76			4	\$163,004.50	1	\$199,019.28
2022 - 2023	1	\$245,575.55	1	\$468,209.41	4	\$57,309.66	1	\$142,379.40	1	\$162,500.00	4	\$165,726.83	2	\$309,221.01

HISTORY OF LRIP PROJECTS BY COUNTY AND COMPONENT

6/12/2023

Biennium	CHI		CHID		MSILT		MSIGT		MSID		TRI		TRID	
	No.	LRIP \$	No.	LRIP \$	No.	LRIP \$	No.	LRIP \$	No.	LRIP \$	No.	LRIP \$	No.	LRIP \$
Price County														
1992 - 1993	1	\$52,295.00			3	\$14,228.19					4	\$85,188.59		
1994 - 1995	1	\$57,552.00			2	\$14,912.00					5	\$89,233.62	1	\$71,459.23
1996 - 1997	1	\$56,826.00			3	\$14,934.00					5	\$91,163.53		
1998 - 1999	1	\$81,135.00			4	\$21,158.23					8	\$125,700.77		
2000 - 2001	1	\$82,704.00			4	\$21,303.00					6	\$137,386.50		
2002 - 2003	1	\$82,704.27	1	\$143,395.00	4	\$20,731.05			1	\$250,473.00	8	\$140,976.25		
2004 - 2005	1	\$83,521.63			3	\$20,496.51			1	\$134,319.39	7	\$143,219.84	1	\$166,681.25
2006 - 2007	1	\$86,222.54			3	\$19,976.41					6	\$142,163.58		
2008 - 2009	1	\$88,700.29	1	\$151,450.02	3	\$19,999.39					6	\$146,620.74		
2010 - 2011	1	\$84,750.81			3	\$18,722.40					6	\$138,187.75		
2012 - 2013	1	\$84,294.52	1	\$144,615.00	3	\$14,319.20			1	\$236,200.00	7	\$138,969.35		
2014 - 2015	1	\$82,921.25			3	\$18,217.97					6	\$140,710.38	1	\$137,236.20
2016 - 2017	1	\$82,332.48	1	\$144,222.94	3	\$17,977.19					4	\$140,823.58	1	\$255,864.04
2018 - 2019	1	\$90,396.57			3	\$18,708.45					6	\$154,335.77	1	\$62,336.60
2020 - 2021	1	\$88,385.49	1	\$149,041.43	3	\$18,684.64					6	\$159,175.35	2	\$171,374.96
2022 - 2023	1	\$89,886.68			3	\$18,977.43					6	\$161,325.38	2	\$1,002,865.50

HISTORY OF LRIP PROJECTS BY COUNTY AND COMPONENT

6/12/2023

Biennium	CHI		CHID		MSILT		MSIGT		MSID		TRI		TRID	
	No.	LRIP \$	No.	LRIP \$	No.	LRIP \$	No.	LRIP \$	No.	LRIP \$	No.	LRIP \$	No.	LRIP \$
Racine County														
1992 - 1993	1	\$207,373.00			6	\$29,519.82	1	\$114,000.00			9	\$46,168.00		
1994 - 1995	1	\$155,994.00			6	\$35,918.68	1	\$122,009.00			7	\$49,714.00	1	\$190,668.00
1996 - 1997	1	\$221,556.00			6	\$37,697.99	1	\$118,985.00			7	\$50,631.00		
1998 - 1999	1	\$318,035.00	1	\$244,679.00	5	\$54,618.00	1	\$167,190.00			9	\$73,965.00		
2000 - 2001	1	\$323,259.00	1	\$271,763.00	4	\$55,497.82	1	\$167,936.00			9	\$76,956.00		
2002 - 2003	2	\$320,402.31	2	\$243,000.00	4	\$59,837.42	1	\$161,143.57			8	\$78,875.76	1	\$102,059.00
2004 - 2005	2	\$322,526.51	1	\$250,500.00	4	\$60,742.00	1	\$158,910.83			4	\$81,945.65		
2006 - 2007	2	\$332,336.36	1	\$247,882.00	4	\$63,284.65	2	\$219,069.55			4	\$69,277.41	1	\$333,682.00
2008 - 2009	1	\$343,052.84	1	\$254,895.00	3	\$49,935.65	3	\$292,996.72			4	\$50,066.66		
2010 - 2011	2	\$327,765.21	1	\$247,764.74	4	\$70,295.22	3	\$277,337.57			3	\$45,165.21	1	\$70,030.46
2012 - 2013	2	\$325,628.54	1	\$248,521.03	4	\$67,368.30	3	\$273,932.20			3	\$45,331.54	1	\$236,185.94
2014 - 2015	2	\$330,395.57	1	\$239,401.34	4	\$73,757.90	3	\$268,804.33			3	\$46,331.59	1	\$104,043.79
2016 - 2017	2	\$326,570.02	1	\$147,053.34	4	\$72,322.59	3	\$271,194.35	1	\$275,713.90	3	\$46,008.87	1	\$187,502.27
2018 - 2019	1	\$357,007.30	1	\$256,451.15	4	\$78,835.57	3	\$292,687.69			3	\$51,037.85	1	\$159,291.47
2020 - 2021	1	\$352,127.47	1	\$258,159.08	5	\$94,803.95	3	\$286,800.90	1	\$450,000.00	2	\$44,330.74		
2022 - 2023	1	\$355,167.66	1	\$470,806.50	5	\$114,189.37	3	\$306,949.51	3	\$1,200,000.00	2	\$36,098.64	1	\$354,145.25

HISTORY OF LRIP PROJECTS BY COUNTY AND COMPONENT

6/12/2023

Biennium	CHI		CHID		MSILT		MSIGT		MSID		TRI		TRID	
	No.	LRIP \$	No.	LRIP \$	No.	LRIP \$	No.	LRIP \$	No.	LRIP \$	No.	LRIP \$	No.	LRIP \$
Richland County														
1992 - 1993	1	\$69,424.00			1	\$14,157.00					5	\$53,870.07		
1994 - 1995	1	\$73,575.00			2	\$14,862.00					4	\$59,134.00		
1996 - 1997	1	\$72,660.00			2	\$14,678.00					3	\$58,517.00		
1998 - 1999	1	\$103,599.00			2	\$21,130.00					4	\$83,679.00	1	\$63,576.19
2000 - 2001	1	\$105,498.00	1	\$242,637.00	1	\$21,376.00					4	\$85,184.30	1	\$79,149.18
2002 - 2003	2	\$106,698.76			2	\$21,177.00					2	\$85,775.96		
2004 - 2005	1	\$107,755.00			1	\$21,068.73					5	\$86,736.81		
2006 - 2007	2	\$111,132.17	2	\$205,000.00	1	\$21,131.97					6	\$90,402.59		
2008 - 2009	2	\$114,173.91	1	\$109,648.14	3	\$21,104.73			1	\$261,925.00	5	\$92,803.65		
2010 - 2011	1	\$109,362.95			3	\$19,995.14					4	\$89,662.40		
2012 - 2013	1	\$108,701.45	1	\$243,792.00	3	\$19,720.89					5	\$88,992.53		
2014 - 2015	1	\$110,446.94			2	\$20,054.80					4	\$87,470.22		
2016 - 2017	1	\$109,390.91	1	\$260,000.00	1	\$19,838.19					2	\$81,831.54		
2018 - 2019	2	\$120,194.68			1	\$21,396.40					3	\$99,907.31		
2020 - 2021	1	\$117,529.37			3	\$20,075.33					4	\$109,394.23		
2022 - 2023	1	\$119,456.94									2	\$101,193.43	2	\$194,103.00

HISTORY OF LRIP PROJECTS BY COUNTY AND COMPONENT

6/12/2023

Biennium	CHI		CHID		MSILT		MSIGT		MSID		TRI		TRID	
	No.	LRIP \$	No.	LRIP \$	No.	LRIP \$	No.	LRIP \$	No.	LRIP \$	No.	LRIP \$	No.	LRIP \$
Rock County														
1992 - 1993	4	\$182,651.00			2	\$26,422.00	2	\$150,322.00			7	\$86,235.00		
1994 - 1995	3	\$192,516.00			2	\$27,891.00	2	\$158,605.00			7	\$91,625.00		
1996 - 1997	2	\$190,445.00			5	\$23,498.72	2	\$157,227.00			6	\$90,962.00		
1998 - 1999	3	\$275,179.00	1	\$405,220.48	4	\$40,537.00	2	\$227,924.00			6	\$131,042.00		
2000 - 2001	3	\$280,865.00			5	\$34,786.61	2	\$233,148.00			3	\$133,619.00		
2002 - 2003	2	\$283,406.77	1	\$367,750.00	4	\$43,387.95	2	\$233,349.87			4	\$135,048.00		
2004 - 2005	4	\$285,960.00			3	\$44,185.00	3	\$234,781.29			6	\$137,079.99	1	\$251,674.07
2006 - 2007	4	\$294,045.56	1	\$325,000.00	3	\$46,160.95	2	\$237,498.57			4	\$142,951.84		
2008 - 2009	2	\$304,040.40			2	\$48,682.84	3	\$244,708.96			3	\$127,620.12		
2010 - 2011	2	\$208,401.47	1	\$290,000.00	2	\$46,592.21	2	\$234,930.27			4	\$125,233.10		
2012 - 2013	4	\$370,845.86			2	\$26,000.00	3	\$232,075.98			7	\$141,014.76	1	\$213,101.45
2014 - 2015	1	\$293,068.72	1	\$411,600.00	3	\$46,929.39	2	\$234,779.79			2	\$141,981.58	1	\$151,975.68
2016 - 2017	1	\$289,347.58			3	\$46,987.16	2	\$231,320.60			2	\$98,754.72	1	\$106,549.81
2018 - 2019	1	\$316,795.41	1	\$400,000.00	3	\$51,011.85	2	\$249,751.16			5	\$159,404.11	3	\$666,388.14
2020 - 2021	1	\$312,649.40			3	\$52,390.32	2	\$248,646.94	2	\$662,000.00	5	\$161,148.12	2	\$549,736.53
2022 - 2023	1	\$315,231.34	1	\$700,000.00	3	\$53,629.59	2	\$265,832.83	2	\$429,000.00	7	\$164,065.97	1	\$143,337.60

HISTORY OF LRIP PROJECTS BY COUNTY AND COMPONENT

6/12/2023

Biennium	CHI		CHID		MSILT		MSIGT		MSID		TRI		TRID	
	No.	LRIP \$	No.	LRIP \$	No.	LRIP \$	No.	LRIP \$	No.	LRIP \$	No.	LRIP \$	No.	LRIP \$
Rusk County														
1992 - 1993	1	\$58,731.00			3	\$16,927.00					9	\$69,279.00		
1994 - 1995	1	\$61,403.00			5	\$14,650.00					10	\$73,748.00		
1996 - 1997	1	\$60,768.00			4	\$17,164.00					6	\$73,064.00		
1998 - 1999	1	\$86,624.00			5	\$24,120.00					8	\$104,692.00		
2000 - 2001	1	\$88,117.00			4	\$24,176.00					8	\$106,110.26		
2002 - 2003	1	\$88,843.68	1	\$183,981.50	4	\$23,018.23					5	\$107,176.39		
2004 - 2005	1	\$89,828.63	1	\$173,826.00	3	\$23,118.00					5	\$98,573.00		
2006 - 2007	1	\$92,742.77			1	\$23,363.69					9	\$113,005.39		
2008 - 2009	1	\$98,309.99			3	\$22,176.85					7	\$116,546.47		
2010 - 2011	2	\$93,940.03	1	\$125,000.00	3	\$22,302.93					7	\$110,634.41		
2012 - 2013	1	\$93,302.50			2	\$22,152.73					5	\$84,940.55		
2014 - 2015	1	\$93,918.40	1	\$150,000.00	3	\$25,155.13			1	\$125,576.57	4	\$113,196.94		
2016 - 2017	1	\$93,132.28			1	\$18,472.27					4	\$112,419.33		
2018 - 2019	1	\$102,380.56	1	\$91,722.93	3	\$23,451.21					3	\$93,198.53		
2020 - 2021	1	\$100,103.30			3	\$22,299.34					5	\$104,588.58	1	\$220,777.29
2022 - 2023	1	\$101,790.56	1	\$150,000.00	4	\$22,579.32					3	\$105,783.30	2	\$145,416.57

HISTORY OF LRIP PROJECTS BY COUNTY AND COMPONENT

6/12/2023

Biennium	CHI		CHID		MSILT		MSIGT		MSID		TRI		TRID	
	No.	LRIP \$	No.	LRIP \$	No.	LRIP \$	No.	LRIP \$	No.	LRIP \$	No.	LRIP \$	No.	LRIP \$
Sauk County														
1992 - 1993	1	\$101,237.00			4	\$35,941.00					7	\$92,245.00		
1994 - 1995	1	\$108,030.00			3	\$58,208.00					5	\$98,055.00		
1996 - 1997	1	\$107,503.00			5	\$57,699.00					6	\$96,965.00		
1998 - 1999	1	\$154,997.00			8	\$83,269.00					7	\$138,107.86		
2000 - 2001	1	\$158,917.00	1	\$300,000.00	7	\$86,523.00			1	\$138,155.00	7	\$141,891.00		
2002 - 2003	3	\$162,617.37			9	\$88,915.20					6	\$142,169.63	1	\$66,753.84
2004 - 2005	2	\$165,730.00	1	\$600,000.00	5	\$90,572.78					7	\$144,137.00		
2006 - 2007	2	\$173,312.02			5	\$93,035.20			1	\$215,018.00	10	\$150,030.35		
2008 - 2009	2	\$179,659.25	1	\$475,000.00	5	\$97,624.42					7	\$154,430.68		
2010 - 2011	2	\$172,277.15			5	\$93,734.39					9	\$147,985.70		
2012 - 2013	2	\$171,446.81	1	\$467,013.00	5	\$92,988.25					9	\$147,631.08	1	\$223,146.51
2014 - 2015	1	\$176,953.45			5	\$93,867.95			1	\$285,163.00	7	\$150,984.46	1	\$174,606.76
2016 - 2017	1	\$175,297.67	1	\$400,000.00	5	\$94,055.53			1	\$343,961.31	9	\$149,413.46	1	\$322,894.11
2018 - 2019	2	\$192,868.86			4	\$94,872.79			1	\$330,682.22	6	\$160,077.40	3	\$639,016.35
2020 - 2021	1	\$190,703.16	1	\$400,000.00	5	\$103,311.38			1	\$403,498.00	7	\$167,179.23	2	\$1,299,684.48
2022 - 2023	1	\$194,155.01			7	\$105,560.04			4	\$1,222,500.00	8	\$169,791.57	3	\$1,299,909.30

HISTORY OF LRIP PROJECTS BY COUNTY AND COMPONENT

6/12/2023

Biennium	CHI		CHID		MSILT		MSIGT		MSID		TRI		TRID	
	No.	LRIP \$	No.	LRIP \$	No.	LRIP \$	No.	LRIP \$	No.	LRIP \$	No.	LRIP \$	No.	LRIP \$
Sawyer County														
1992 - 1993	1	\$55,000.00			3	\$9,012.00					6	\$92,230.00		
1994 - 1995	1	\$58,193.00			2	\$8,210.01					3	\$97,641.00		
1996 - 1997	1	\$57,758.00			3	\$8,769.71					5	\$92,210.00		
1998 - 1999	1	\$82,985.00			2	\$12,732.00					7	\$138,249.49		
2000 - 2001	1	\$84,907.00	1	\$175,000.00	3	\$13,343.00					7	\$141,145.00		
2002 - 2003	2	\$86,563.13			3	\$13,125.00					7	\$143,234.97		
2004 - 2005	1	\$86,992.00			3	\$13,486.00					6	\$144,991.47		
2006 - 2007	1	\$90,368.53	2	\$177,500.00	2	\$11,804.71					4	\$151,242.83		
2008 - 2009	1	\$93,364.70			3	\$13,501.96					4	\$155,890.15		
2010 - 2011	1	\$89,658.84	1	\$125,000.00	1	\$12,738.63					5	\$149,008.96		
2012 - 2013	1	\$89,269.37			2	\$12,455.44					4	\$147,022.59	1	\$100,871.08
2014 - 2015	1	\$89,228.70	1	\$200,000.00	2	\$12,855.87					3	\$149,485.51		
2016 - 2017	1	\$86,928.69			1	\$12,609.14					3	\$130,922.27	1	\$107,209.36
2018 - 2019	1	\$97,337.98	1	\$100,000.00	1	\$6,500.00					3	\$165,959.82	1	\$64,838.89
2020 - 2021	1	\$95,387.54			1	\$13,106.22					3	\$164,660.32		
2022 - 2023	1	\$96,895.08	1	\$200,000.00	1	\$13,277.52					3	\$170,400.23	1	\$373,275.00

HISTORY OF LRIP PROJECTS BY COUNTY AND COMPONENT

6/12/2023

Biennium	CHI		CHID		MSILT		MSIGT		MSID		TRI		TRID	
	No.	LRIP \$	No.	LRIP \$	No.	LRIP \$	No.	LRIP \$	No.	LRIP \$	No.	LRIP \$	No.	LRIP \$
Shawano County														
1992 - 1993	1	\$88,223.00			2	\$26,201.15					6	\$87,168.00		
1994 - 1995	1	\$50,910.39			5	\$31,367.00					6	\$107,003.00		
1996 - 1997	1	\$91,860.00			5	\$30,852.00					6	\$104,092.00		
1998 - 1999	3	\$131,429.00	1	\$247,631.00	6	\$44,003.50					7	\$147,865.66		
2000 - 2001	3	\$132,408.00			4	\$44,918.00			1	\$160,517.00	7	\$149,311.00		
2002 - 2003	2	\$139,023.50	1	\$400,000.00	4	\$45,280.58					9	\$152,309.52		
2004 - 2005	2	\$140,830.00			6	\$45,900.00					8	\$154,065.00	1	\$191,011.73
2006 - 2007	3	\$145,842.42	1	\$121,040.37	3	\$46,187.59					8	\$160,777.81		
2008 - 2009	1	\$149,966.03	1	\$259,411.47	4	\$38,249.27					5	\$166,137.47		
2010 - 2011	1	\$143,416.67			4	\$44,714.59					7	\$159,227.47		
2012 - 2013	2	\$142,528.31	1	\$247,479.06	2	\$31,639.68					6	\$158,303.94	1	\$199,773.94
2014 - 2015	1	\$144,432.39			4	\$45,200.52					6	\$161,776.87		
2016 - 2017	1	\$142,929.49	1	\$249,460.62	4	\$35,762.81					5	\$145,135.16		
2018 - 2019	1	\$172,304.65			5	\$46,123.81					6	\$177,682.42		
2020 - 2021	2	\$153,513.36	1	\$256,609.32	6	\$46,704.65					6	\$179,367.36		
2022 - 2023	1	\$155,612.81			5	\$47,876.25					5	\$127,230.23	1	\$212,766.75

HISTORY OF LRIP PROJECTS BY COUNTY AND COMPONENT

6/12/2023

Biennium	CHI		CHID		MSILT		MSIGT		MSID		TRI		TRID	
	No.	LRIP \$	No.	LRIP \$	No.	LRIP \$	No.	LRIP \$	No.	LRIP \$	No.	LRIP \$	No.	LRIP \$
Sheboygan County														
1992 - 1993	2	\$186,534.00			5	\$41,013.00	1	\$74,526.00			7	\$49,813.00		
1994 - 1995	4	\$197,012.00			6	\$42,889.89	1	\$78,983.00			6	\$53,159.00		
1996 - 1997	6	\$195,770.00			9	\$43,242.00	1	\$77,642.00			7	\$52,758.00		
1998 - 1999	4	\$280,462.00	1	\$247,631.00	11	\$62,079.22	1	\$109,897.00			8	\$71,283.82		
2000 - 2001	4	\$286,453.00			9	\$64,660.04	1	\$110,947.00			7	\$77,390.00		
2002 - 2003	4	\$287,033.77	1	\$178,589.77	9	\$67,175.40	1	\$109,550.10			6	\$78,433.33		
2004 - 2005	5	\$290,317.77			6	\$66,348.00	1	\$108,499.82			7	\$79,709.00		
2006 - 2007	2	\$300,256.33	2	\$196,040.37	5	\$68,844.60	1	\$108,848.29			6	\$83,488.89		
2008 - 2009	2	\$305,673.04			5	\$73,551.25	1	\$109,751.79			5	\$86,389.47		
2010 - 2011	2	\$295,378.99			5	\$71,010.93	1	\$103,235.64			5	\$83,483.17		
2012 - 2013	3	\$293,012.83	2	\$462,500.00	4	\$70,935.75	1	\$101,696.61			6	\$83,111.82	1	\$79,608.93
2014 - 2015	1	\$587,886.40			4	\$58,809.21	1	\$101,431.99			4	\$84,940.79		
2016 - 2017			1	\$376,000.00	5	\$64,651.39	1	\$99,694.48			4	\$71,689.36	1	\$575,466.09
2018 - 2019	1	\$319,793.50			6	\$89,825.88	1	\$107,438.64			6	\$89,730.70		
2020 - 2021	1	\$315,597.32	1	\$424,107.29	6	\$78,915.47					3	\$62,671.24		
2022 - 2023	1	\$321,012.64			4	\$81,250.15	1	\$112,763.14			7	\$95,790.94	1	\$268,758.00

HISTORY OF LRIP PROJECTS BY COUNTY AND COMPONENT

6/12/2023

Biennium	CHI		CHID		MSILT		MSIGT		MSID		TRI		TRID	
	No.	LRIP \$	No.	LRIP \$	No.	LRIP \$	No.	LRIP \$	No.	LRIP \$	No.	LRIP \$	No.	LRIP \$
St. Croix County														
1992 - 1993	1	\$113,002.00			6	\$42,651.00					13	\$84,059.00		
1994 - 1995	1	\$119,959.00			10	\$46,635.00					6	\$89,748.00	1	\$102,602.00
1996 - 1997	2	\$118,644.00			9	\$47,243.00					14	\$89,820.99		
1998 - 1999	1	\$171,434.00	1	\$154,787.00	9	\$69,178.00					14	\$129,151.00		
2000 - 2001	1	\$177,553.00	1	\$172,393.00	7	\$72,444.50					18	\$133,708.00	1	\$112,119.00
2002 - 2003	1	\$185,638.86	1	\$120,084.00	8	\$78,439.97			1	\$391,345.00	13	\$138,590.81		
2004 - 2005	1	\$193,575.00	1	\$200,853.68	6	\$84,695.00					11	\$144,237.73	1	\$158,466.92
2006 - 2007	1	\$204,014.16	1	\$59,853.00	8	\$91,239.51					11	\$155,982.38		
2008 - 2009	1	\$218,019.65	1	\$198,356.00	4	\$65,136.43					11	\$163,934.97		
2010 - 2011	1	\$208,948.88	1	\$147,737.00	5	\$94,817.81			1	\$132,476.62	11	\$158,323.09	1	\$238,360.98
2012 - 2013	1	\$207,411.54	2	\$184,000.00	6	\$94,235.36					11	\$157,524.91	1	\$246,207.02
2014 - 2015	1	\$218,740.64	1	\$92,182.00	6	\$97,653.89			1	\$324,000.00	7	\$142,407.57	2	\$767,339.03
2016 - 2017	1	\$217,596.44	1	\$182,150.00	5	\$107,234.96					11	\$160,194.38	1	\$370,481.14
2018 - 2019	1	\$240,716.74	1	\$162,980.15	4	\$71,040.00			1	\$486,784.80	11	\$196,067.91	1	\$359,288.78
2020 - 2021	2	\$238,995.32	1	\$125,282.99	5	\$108,450.67			2	\$763,228.00	11	\$179,622.32	2	\$777,353.59
2022 - 2023	2	\$245,119.91	2	\$343,482.26	4	\$113,036.24					11	\$182,963.53	1	\$895,712.68

HISTORY OF LRIP PROJECTS BY COUNTY AND COMPONENT

6/12/2023

Biennium	CHI		CHID		MSILT		MSIGT		MSID		TRI		TRID	
	No.	LRIP \$	No.	LRIP \$	No.	LRIP \$	No.	LRIP \$	No.	LRIP \$	No.	LRIP \$	No.	LRIP \$
Taylor County														
1992 - 1993	2	\$61,618.00			3	\$13,506.00					9	\$89,998.00		
1994 - 1995	2	\$65,164.00			4	\$15,742.00					14	\$95,796.00		
1996 - 1997	1	\$64,375.00			5	\$15,244.00					16	\$94,841.92		
1998 - 1999	1	\$91,916.00	1	\$93,611.00	5	\$21,403.00					21	\$135,501.31		
2000 - 2001	1	\$93,646.00	1	\$100,000.00	5	\$21,622.00					20	\$138,009.00		
2002 - 2003	1	\$95,812.38	1	\$120,084.06	5	\$21,122.00					22	\$138,691.52	1	\$114,573.00
2004 - 2005	1	\$96,556.00			3	\$20,931.00					11	\$140,288.00		
2006 - 2007	1	\$99,775.19	1	\$49,124.00	3	\$20,890.25					11	\$146,030.06		
2008 - 2009	1	\$102,825.91			3	\$20,977.46					11	\$150,576.83		
2010 - 2011	1	\$98,386.89	1	\$254,281.10	3	\$20,051.67					11	\$142,946.32		
2012 - 2013	1	\$97,863.23			3	\$19,792.92					11	\$143,662.63	1	\$259,066.45
2014 - 2015	1	\$100,598.73	1	\$34,935.60	3	\$20,080.00					9	\$120,231.86	2	\$177,259.21
2016 - 2017	1	\$99,735.44	1	\$74,324.50	3	\$19,770.90					11	\$146,010.78		
2018 - 2019	1	\$109,606.54	1	\$212,791.03	2	\$13,164.67					9	\$170,632.80	1	\$149,857.19
2020 - 2021	1	\$107,340.81			3	\$20,879.54					11	\$162,988.53	2	\$291,339.34
2022 - 2023			1	\$79,515.99	3	\$29,272.09					10	\$168,031.13	1	\$360,832.50

HISTORY OF LRIP PROJECTS BY COUNTY AND COMPONENT

6/12/2023

Biennium	CHI		CHID		MSILT		MSIGT		MSID		TRI		TRID	
	No.	LRIP \$	No.	LRIP \$	No.	LRIP \$	No.	LRIP \$	No.	LRIP \$	No.	LRIP \$	No.	LRIP \$
Trempealeau County														
1992 - 1993	5	\$74,164.00			3	\$25,689.99					4	\$44,894.19		
1994 - 1995	9	\$81,218.00			7	\$22,991.08					7	\$70,762.86		
1996 - 1997	3	\$76,526.79			9	\$26,470.98					7	\$62,023.50		
1998 - 1999	4	\$114,706.00			11	\$37,913.00					8	\$99,648.77		
2000 - 2001	2	\$114,000.00			10	\$38,305.82					10	\$103,647.00		
2002 - 2003	4	\$118,568.95			9	\$38,746.80					12	\$104,852.20		
2004 - 2005	2	\$120,085.00			5	\$39,437.00					9	\$106,541.86		
2006 - 2007	1	\$124,189.35			4	\$37,386.86					5	\$110,999.76		
2008 - 2009	2	\$127,955.82			5	\$41,431.68					10	\$115,223.84		
2010 - 2011	1	\$122,466.31			5	\$38,346.84					5	\$104,087.77		
2012 - 2013	2	\$121,994.30	1	\$150,000.00	5	\$39,047.36					6	\$90,158.29	1	\$98,348.43
2014 - 2015	1	\$125,068.45	1	\$212,969.49	5	\$40,183.24					8	\$107,141.79		
2016 - 2017	2	\$124,179.88			3	\$24,380.01					7	\$106,056.88	1	\$84,320.32
2018 - 2019	1	\$324,619.86			2	\$17,982.76					6	\$119,643.50	3	\$444,233.97
2020 - 2021	1	\$134,385.31	1	\$95,681.81	3	\$45,203.94					7	\$108,252.34	1	\$132,880.54
2022 - 2023	1	\$136,706.79	1	\$174,899.95	4	\$36,460.44					5	\$105,104.25	1	\$56,986.65

HISTORY OF LRIP PROJECTS BY COUNTY AND COMPONENT

6/12/2023

Biennium	CHI		CHID		MSILT		MSIGT		MSID		TRI		TRID	
	No.	LRIP \$	No.	LRIP \$	No.	LRIP \$	No.	LRIP \$	No.	LRIP \$	No.	LRIP \$	No.	LRIP \$
Vernon County														
1992 - 1993	3	\$76,294.00			1	\$24,075.00					1	\$92,065.00		
1994 - 1995	1	\$79,794.00			4	\$25,336.00					3	\$97,904.00		
1996 - 1997	1	\$79,236.00			3	\$24,903.00					4	\$96,801.02		
1998 - 1999	1	\$113,203.00			3	\$35,323.73					5	\$138,389.74		
2000 - 2001	1	\$115,376.00	1	\$200,395.00	2	\$35,879.00					7	\$141,114.00		
2002 - 2003	1	\$118,221.09			2	\$35,849.08					8	\$142,260.12		
2004 - 2005	1	\$119,665.00			4	\$36,292.81					9	\$143,743.10		
2006 - 2007	1	\$124,091.25	1	\$319,744.60	3	\$36,536.93					6	\$149,952.96		
2008 - 2009	1	\$128,015.87	1	\$173,693.00	3	\$37,278.07					10	\$152,552.52		
2010 - 2011	1	\$122,632.47			4	\$35,229.42					7	\$148,601.36		
2012 - 2013	1	\$122,084.62	1	\$269,368.00	3	\$35,103.20			1	\$221,100.00	3	\$147,794.03		
2014 - 2015	1	\$124,393.66			2	\$25,539.95					6	\$143,361.54		
2016 - 2017	1	\$123,397.38			2	\$34,144.00					2	\$100,202.75		
2018 - 2019	1	\$149,345.34			2	\$37,984.84					6	\$166,045.03		
2020 - 2021	1	\$133,220.17	1	\$325,514.58	2	\$37,403.49			1	\$450,000.00	4	\$162,876.99		
2022 - 2023			1	\$273,240.00	1	\$17,876.50			2	\$715,000.00	2	\$95,164.50	1	\$49,770.00

HISTORY OF LRIP PROJECTS BY COUNTY AND COMPONENT

6/12/2023

Biennium	CHI		CHID		MSILT		MSIGT		MSID		TRI		TRID	
	No.	LRIP \$	No.	LRIP \$	No.	LRIP \$	No.	LRIP \$	No.	LRIP \$	No.	LRIP \$	No.	LRIP \$
Vilas County														
1992 - 1993	1	\$54,517.00			1	\$4,771.00					17	\$94,754.70		
1994 - 1995	1	\$57,235.00			1	\$4,907.00					14	\$102,920.41		
1996 - 1997	1	\$56,619.00			1	\$4,809.00					13	\$102,142.00		
1998 - 1999	1	\$81,237.00			1	\$6,950.00					14	\$144,611.98		
2000 - 2001	1	\$83,243.00	1	\$263,504.00	1	\$7,023.00					12	\$127,224.00		
2002 - 2003	1	\$86,025.37			1	\$6,787.91					14	\$146,959.45		
2004 - 2005	1	\$87,377.00			1	\$7,112.89					7	\$151,451.00		
2006 - 2007	1	\$90,699.00	1	\$179,783.66	1	\$7,281.00					6	\$157,655.00		
2008 - 2009	1	\$93,705.99			1	\$7,303.87					7	\$163,329.32	1	\$154,176.85
2010 - 2011			1	\$119,146.26	1	\$7,075.50			1	\$168,312.12	7	\$156,941.50		
2012 - 2013	2	\$90,195.30			1	\$7,051.06					6	\$153,408.20	3	\$521,856.58
2014 - 2015	1	\$89,202.05	1	\$136,744.05	1	\$6,841.56					6	\$159,329.21		
2016 - 2017	1	\$88,422.39			1	\$6,731.53					1	\$158,465.33		
2018 - 2019	1	\$97,339.08	1	\$148,541.73	1	\$7,510.84			1	\$321,555.00	7	\$175,304.13	1	\$132,153.60
2020 - 2021	1	\$95,547.00			1	\$7,122.75					7	\$177,018.71	1	\$119,785.77
2022 - 2023	1	\$96,900.40	1	\$217,308.13	1	\$7,343.96					7	\$179,151.32	2	\$244,367.56

HISTORY OF LRIP PROJECTS BY COUNTY AND COMPONENT

6/12/2023

Biennium	CHI		CHID		MSILT		MSIGT		MSID		TRI		TRID	
	No.	LRIP \$	No.	LRIP \$	No.	LRIP \$	No.	LRIP \$	No.	LRIP \$	No.	LRIP \$	No.	LRIP \$
Walworth County														
1992 - 1993	1	\$112,990.00			9	\$60,622.00					16	\$68,548.76		
1994 - 1995	2	\$120,581.00			9	\$72,066.83					15	\$75,149.97		
1996 - 1997	2	\$120,246.00			7	\$72,510.00					9	\$75,950.31		
1998 - 1999	1	\$173,625.00	1	\$133,578.00	7	\$105,461.79					13	\$110,286.50		
2000 - 2001	1	\$179,485.00	1	\$148,365.00	9	\$109,836.00					11	\$112,839.00		
2002 - 2003	1	\$188,609.03	1	\$133,450.00	12	\$115,100.58			1	\$163,866.00	14	\$113,872.36		
2004 - 2005	1	\$192,805.53	1	\$149,800.00	7	\$117,879.00					8	\$115,344.73		
2006 - 2007	1	\$201,827.44	1	\$148,191.00	6	\$121,762.83					8	\$120,158.42		
2008 - 2009	1	\$209,875.23	1	\$151,548.00	7	\$127,288.35					8	\$123,842.34		
2010 - 2011	1	\$200,103.25	1	\$199,637.04	5	\$124,081.51					8	\$119,393.71		
2012 - 2013	1	\$199,172.12	1	\$197,919.56	6	\$124,086.11					7	\$104,012.47	1	\$231,054.46
2014 - 2015	1	\$204,148.63	1	\$193,037.96	6	\$143,848.21					8	\$114,328.51	1	\$494,868.47
2016 - 2017	1	\$202,304.00			6	\$141,935.00					8	\$113,356.38	1	\$216,831.42
2018 - 2019	1	\$220,769.51	1	\$208,641.24	4	\$146,147.75					8	\$125,383.62	3	\$1,162,109.68
2020 - 2021	1	\$218,928.31	1	\$212,061.54	6	\$157,034.41					8	\$126,908.58	2	\$963,483.48
2022 - 2023	1	\$222,172.11	1	\$387,251.87	6	\$160,061.02			1	\$400,000.00	7	\$112,934.57	1	\$744,061.50

HISTORY OF LRIP PROJECTS BY COUNTY AND COMPONENT

6/12/2023

Biennium	CHI		CHID		MSILT		MSIGT		MSID		TRI		TRID	
	No.	LRIP \$	No.	LRIP \$	No.	LRIP \$	No.	LRIP \$	No.	LRIP \$	No.	LRIP \$	No.	LRIP \$
Washburn County														
1992 - 1993	1	\$49,666.00			1	\$15,320.00					5	\$74,143.25		
1994 - 1995	1	\$51,715.00			4	\$16,200.00					11	\$83,659.00		
1996 - 1997	1	\$51,302.00			4	\$15,874.00					12	\$83,721.00		
1998 - 1999	1	\$73,262.00			4	\$22,328.00					17	\$119,767.89		
2000 - 2001	1	\$75,010.00	1	\$200,000.00	4	\$23,367.00					17	\$121,992.96		
2002 - 2003	1	\$77,316.62			4	\$23,430.62					17	\$122,868.60		
2004 - 2005	1	\$78,617.00			3	\$23,331.00					12	\$124,436.80		
2006 - 2007	1	\$81,502.27	1	\$201,500.00	2	\$23,291.41					11	\$129,546.80		
2008 - 2009	1	\$84,339.58			2	\$23,562.18					11	\$133,980.35		
2010 - 2011	1	\$81,032.76			2	\$22,136.19					11	\$128,382.29		
2012 - 2013	1	\$80,741.07			1	\$17,434.48					11	\$127,650.27	1	\$163,238.93
2014 - 2015	1	\$79,552.20	1	\$150,000.00	2	\$22,006.07					11	\$130,696.06		
2016 - 2017	2	\$78,890.85			2	\$21,876.72					9	\$129,712.64	2	\$408,959.90
2018 - 2019	1	\$86,671.64			2	\$23,620.66					11	\$143,354.18	3	\$226,903.53
2020 - 2021	1	\$84,854.30	1	\$214,499.99	2	\$22,331.10					10	\$125,737.27	2	\$425,091.70
2022 - 2023	1	\$86,148.47			2	\$22,640.62					11	\$146,984.66	1	\$155,362.98

HISTORY OF LRIP PROJECTS BY COUNTY AND COMPONENT

6/12/2023

Biennium	CHI		CHID		MSILT		MSIGT		MSID		TRI		TRID	
	No.	LRIP \$	No.	LRIP \$	No.	LRIP \$	No.	LRIP \$	No.	LRIP \$	No.	LRIP \$	No.	LRIP \$
Washington County														
1992 - 1993	1	\$133,238.00			1	\$52,998.00	1	\$38,250.00			6	\$58,875.00		
1994 - 1995	1	\$144,194.00			2	\$58,640.50	1	\$41,150.00			7	\$63,379.00		
1996 - 1997	3	\$146,963.00			2	\$61,484.00	1	\$42,314.00			13	\$63,649.00		
1998 - 1999	1	\$212,475.00	1	\$163,467.00	4	\$91,785.00	1	\$60,777.00			12	\$92,667.00		
2000 - 2001	1	\$220,096.00	2	\$181,562.00	4	\$97,406.00	1	\$62,887.00			12	\$95,286.56		
2002 - 2003	1	\$225,412.42	1	\$162,900.00	4	\$102,693.35	1	\$63,103.96	1	\$223,539.00	12	\$96,555.02		
2004 - 2005	1	\$229,066.89	1	\$177,800.00	2	\$107,177.64	1	\$64,130.00	1	\$200,117.75	7	\$99,326.89		
2006 - 2007	1	\$238,550.16	1	\$175,943.00	3	\$113,740.90	1	\$66,662.44			6	\$104,856.28		
2008 - 2009	1	\$248,832.55	1	\$179,823.00	3	\$121,908.69	1	\$69,213.07			7	\$110,913.91		
2010 - 2011	1	\$239,993.50	1	\$216,001.66	4	\$163,506.72	1	\$65,965.13			6	\$85,880.70	1	\$76,070.52
2012 - 2013	1	\$239,068.64	1	\$215,369.95	4	\$162,240.46	2	\$65,240.94			6	\$85,770.93	1	\$104,191.99
2014 - 2015	1	\$245,396.80	1	\$209,433.83	4	\$164,816.03	1	\$67,309.30			6	\$87,570.98		
2016 - 2017	1	\$243,418.95	1	\$244,428.05	4	\$162,650.77	1	\$66,429.23			5	\$72,479.02	1	\$176,072.17
2018 - 2019	1	\$266,752.04	1	\$225,172.16	3	\$122,225.34	2	\$130,576.45	1	\$248,636.22	6	\$96,263.32	1	\$199,477.13
2020 - 2021	1	\$267,182.77	1	\$232,843.51	3	\$124,592.82	2	\$130,444.36	1	\$450,000.00	6	\$109,559.20	1	\$181,905.16
2022 - 2023	1	\$270,483.47	1	\$414,263.49	3	\$129,573.23	2	\$141,086.07	1	\$400,000.00	6	\$99,661.43		

HISTORY OF LRIP PROJECTS BY COUNTY AND COMPONENT

6/12/2023

Biennium	CHI		CHID		MSILT		MSIGT		MSID		TRI		TRID	
	No.	LRIP \$	No.	LRIP \$	No.	LRIP \$	No.	LRIP \$	No.	LRIP \$	No.	LRIP \$	No.	LRIP \$
Waukesha County														
1992 - 1993	2	\$383,437.17			13	\$126,804.71	5	\$276,333.00			10	\$60,350.00		
1994 - 1995	1	\$411,731.00			13	\$139,019.50	8	\$293,521.00			11	\$55,935.00		
1996 - 1997	1	\$412,742.00			15	\$141,052.35	9	\$291,823.00			10	\$68,405.00		
1998 - 1999	1	\$599,124.00	1	\$460,933.00	16	\$216,919.00	6	\$419,047.00			12	\$101,616.00		
2000 - 2001	1	\$620,530.00	1	\$162,500.00	14	\$169,336.00	7	\$490,994.00			11	\$106,095.00		
2002 - 2003	1	\$632,487.24	3	\$620,499.50	18	\$211,274.70	6	\$500,271.85			11	\$99,814.00		
2004 - 2005	1	\$645,358.00	1	\$501,249.00	10	\$216,952.92	5	\$504,142.39			6	\$102,823.51		
2006 - 2007	1	\$669,833.88	1	\$496,304.00	9	\$203,629.18	7	\$509,425.58			5	\$109,709.06		
2008 - 2009	1	\$693,419.49	2	\$505,000.00	9	\$204,723.93	6	\$519,751.81			5	\$95,327.82		
2010 - 2011	2	\$662,601.54	1	\$537,873.21	10	\$225,877.70	7	\$493,841.72			6	\$110,674.69		
2012 - 2013	2	\$658,082.96	1	\$535,731.60	11	\$241,483.49	5	\$488,315.98			6	\$103,726.65	1	\$88,569.73
2014 - 2015	2	\$681,445.30	1	\$524,443.89	11	\$249,706.54	5	\$497,712.49			6	\$106,072.87	1	\$230,867.11
2016 - 2017	2	\$668,404.08	2	\$607,612.87	10	\$225,161.94	5	\$488,948.96			6	\$105,634.51		
2018 - 2019	2	\$747,802.33	3	\$576,766.52	10	\$247,302.60	5	\$537,202.61			6	\$116,897.24		
2020 - 2021	2	\$745,343.84	4	\$587,067.12	11	\$277,875.40	5	\$540,454.79			6	\$118,275.36		
2022 - 2023	1	\$760,443.57	1	\$1,071,650.00	11	\$338,801.87	5	\$582,530.62	1	\$400,000.00	5	\$98,079.85	1	\$218,103.18

HISTORY OF LRIP PROJECTS BY COUNTY AND COMPONENT

6/12/2023

Biennium	CHI		CHID		MSILT		MSIGT		MSID		TRI		TRID	
	No.	LRIP \$	No.	LRIP \$	No.	LRIP \$	No.	LRIP \$	No.	LRIP \$	No.	LRIP \$	No.	LRIP \$
Waupaca County														
1992 - 1993	2	\$107,076.00			3	\$45,060.00					5	\$82,552.00		
1994 - 1995	4	\$113,915.93			5	\$46,296.40					6	\$87,849.00		
1996 - 1997	3	\$113,222.00			5	\$46,461.00					7	\$87,094.00		
1998 - 1999	5	\$162,608.00			7	\$66,613.00					10	\$124,411.50		
2000 - 2001	2	\$166,215.00	2	\$380,000.00	5	\$68,526.00					13	\$127,223.98		
2002 - 2003	3	\$161,336.40	1	\$121,214.69	4	\$68,936.18					8	\$124,077.13		
2004 - 2005	3	\$170,965.00	3	\$124,396.56	7	\$69,525.99					3	\$130,493.75	1	\$145,072.20
2006 - 2007	1	\$51,495.91	2	\$103,031.00	6	\$70,987.69					3	\$136,900.62	1	\$119,172.28
2008 - 2009	3	\$181,425.54	2	\$259,410.48	4	\$66,076.69					3	\$137,892.64		
2010 - 2011	2	\$172,703.00	1	\$123,720.51	3	\$68,504.55					3	\$136,520.31		
2012 - 2013	1	\$171,564.38	1	\$123,739.54	3	\$66,531.70			1	\$52,811.40	4	\$135,478.56	1	\$109,444.85
2014 - 2015	1	\$171,694.68	1	\$118,338.10	3	\$69,044.90					4	\$138,589.50	1	\$170,805.11
2016 - 2017	2	\$170,085.96	1	\$124,730.31	3	\$68,245.93					2	\$137,586.86	1	\$164,131.37
2018 - 2019	1	\$185,620.84	1	\$128,178.66	2	\$73,642.00					4	\$141,341.90		
2020 - 2021	1	\$181,925.23	1	\$128,304.67	3	\$73,339.93					3	\$153,480.56	2	\$217,532.58
2022 - 2023	1	\$184,169.69	1	\$234,105.00	2	\$74,186.56					3	\$155,972.10	2	\$549,995.83

HISTORY OF LRIP PROJECTS BY COUNTY AND COMPONENT

6/12/2023

Biennium	CHI		CHID		MSILT		MSIGT		MSID		TRI		TRID	
	No.	LRIP \$	No.	LRIP \$	No.	LRIP \$	No.	LRIP \$	No.	LRIP \$	No.	LRIP \$	No.	LRIP \$
Waushara County														
1992 - 1993	1	\$78,643.00			1	\$16,365.00					2	\$44,292.93		
1994 - 1995	1	\$82,524.00			2	\$16,888.00					4	\$73,971.00		
1996 - 1997	1	\$81,673.00			2	\$16,779.00					3	\$72,531.22		
1998 - 1999	1	\$116,971.00	1	\$212,931.19	1	\$21,103.00					5	\$102,790.00		
2000 - 2001	1	\$119,757.00			1	\$23,819.00					5	\$106,686.90		
2002 - 2003	1	\$124,013.44	1	\$235,000.00	1	\$22,789.62					7	\$107,467.82		
2004 - 2005	2	\$127,284.94			2	\$24,962.00					5	\$107,421.64		
2006 - 2007	2	\$131,632.95	3	\$206,062.00	3	\$24,319.00					6	\$113,246.40		
2008 - 2009	1	\$135,568.17			2	\$25,404.23					6	\$116,872.93		
2010 - 2011	1	\$129,687.78	1	\$247,440.95	2	\$24,013.87					7	\$112,022.80		
2012 - 2013	1	\$129,089.09			2	\$23,786.10					5	\$111,131.68		
2014 - 2015	1	\$130,216.44	2	\$236,676.15	2	\$24,076.91					4	\$111,504.57	1	\$334,438.63
2016 - 2017	1	\$129,056.02			1	\$11,834.89			1	\$294,971.60	6	\$111,220.15		
2018 - 2019	1	\$141,883.35	1	\$256,357.28	2	\$25,449.23			1	\$219,483.69	5	\$121,976.80		
2020 - 2021	1	\$138,827.76			2	\$24,764.02					5	\$125,979.58		
2022 - 2023	1	\$140,844.04	1	\$468,209.41	2	\$25,052.51					5	\$128,015.87	2	\$307,105.79

HISTORY OF LRIP PROJECTS BY COUNTY AND COMPONENT

6/12/2023

Biennium	CHI		CHID		MSILT		MSIGT		MSID		TRI		TRID	
	No.	LRIP \$	No.	LRIP \$	No.	LRIP \$	No.	LRIP \$	No.	LRIP \$	No.	LRIP \$	No.	LRIP \$
Winnebago County														
1992 - 1993	1	\$182,477.00			4	\$31,246.00	2	\$122,527.00			2	\$55,199.00		
1994 - 1995	1	\$193,298.00			3	\$32,516.00	3	\$131,720.00			3	\$58,535.00		
1996 - 1997	1	\$191,746.00			3	\$31,875.35	2	\$130,706.00			3	\$59,444.00		
1998 - 1999	1	\$277,137.00	1	\$247,631.00	6	\$46,913.00	2	\$189,207.00			4	\$85,990.00		
2000 - 2001	1	\$282,872.00			3	\$48,347.00	3	\$194,760.00	1	\$154,479.00	3	\$87,770.47	1	\$51,824.00
2002 - 2003	2	\$284,430.00	1	\$217,519.00	3	\$48,075.69	4	\$194,053.76			4	\$89,642.69		
2004 - 2005	1	\$287,679.67	1	\$383,830.00	2	\$48,236.00	4	\$196,202.20			3	\$92,346.00		
2006 - 2007	2	\$303,272.24			3	\$50,590.19	2	\$200,246.17			2	\$98,806.80		
2008 - 2009	3	\$313,381.48	1	\$450,000.00	1	\$52,135.30	2	\$203,873.69			3	\$103,774.61		
2010 - 2011	2	\$299,998.43			2	\$44,750.90	2	\$193,086.90			5	\$96,408.22		
2012 - 2013	2	\$298,520.84	2	\$444,999.15	1	\$49,604.50	2	\$191,186.86			2	\$49,582.48		
2014 - 2015	2	\$306,363.27			2	\$50,266.95	2	\$193,665.47			4	\$102,989.94		
2016 - 2017	3	\$303,495.66	1	\$223,342.17	1	\$49,778.11	2	\$191,346.22			5	\$100,269.26		
2018 - 2019	1	\$333,292.88			2	\$99,517.86	2	\$207,851.49	1	\$266,042.45	2	\$97,918.81		
2020 - 2021	2	\$268,858.67	2	\$360,000.00			1	\$140,699.86			4	\$91,742.78		
2022 - 2023	1	\$393,661.57					2	\$219,817.96			3	\$100,725.00	1	\$357,584.35

HISTORY OF LRIP PROJECTS BY COUNTY AND COMPONENT

6/12/2023

Biennium	CHI		CHID		MSILT		MSIGT		MSID		TRI		TRID	
	No.	LRIP \$	No.	LRIP \$	No.	LRIP \$	No.	LRIP \$	No.	LRIP \$	No.	LRIP \$	No.	LRIP \$
Wood County														
1992 - 1993	1	\$135,943.00			9	\$90,794.78					9	\$78,254.00		
1994 - 1995	1	\$140,867.00			7	\$100,530.96					8	\$83,065.00		
1996 - 1997	1	\$139,448.00			7	\$100,565.00					7	\$83,153.00		
1998 - 1999	1	\$198,932.00	1	\$212,931.19	10	\$142,185.69					9	\$115,369.06		
2000 - 2001	1	\$202,436.00	2	\$164,499.00	8	\$141,064.38					7	\$121,396.00		
2002 - 2003	5	\$198,941.51			8	\$140,729.78					7	\$122,144.29		
2004 - 2005	2	\$200,267.00	1	\$248,793.11	5	\$140,956.00					7	\$123,563.00		
2006 - 2007	1	\$205,940.16			4	\$140,833.73					7	\$127,289.97		
2008 - 2009	1	\$211,739.82	1	\$259,411.47	5	\$143,206.23					7	\$131,404.12		
2010 - 2011	1	\$201,809.33			5	\$135,153.32					6	\$125,768.14		
2012 - 2013	1	\$198,960.62	1	\$247,479.07	4	\$128,907.69					7	\$125,103.65	2	\$1,146,239.10
2014 - 2015	1	\$200,777.55			5	\$134,917.42					7	\$129,725.90		
2016 - 2017	1	\$198,952.75	1	\$249,460.62	3	\$165,078.63					6	\$129,191.50	1	\$299,128.14
2018 - 2019	1	\$218,258.31			1	\$58,060.66			1	\$742,050.00	7	\$135,597.30		
2020 - 2021	1	\$214,135.73	1	\$256,609.32	4	\$181,639.31					7	\$144,307.17	1	\$92,956.45
2022 - 2023	1	\$217,628.29			5	\$146,139.52					6	\$123,140.88	1	\$167,210.86

HISTORY OF LRIP PROJECTS BY COUNTY AND COMPONENT

6/12/2023

	CHI	CHID	MSILT	MSIGT	MSID	TRI	TRID
Total Of Each Program Type	\$207,813,941.02	\$142,388,393.37	\$62,194,474.04	\$72,630,976.73	\$44,728,776.23	\$130,976,656.84	\$91,185,782.21
Grand Total LRIP Money Distributed to Date:	\$751,919,000.44						

Local Roads Improvement Program (LRIP) 2022 - 2023 LRIP Project County Report

Municipality Component	Project Number	On Route From Route To Route	Improvement Type	Total Project Cost	Approved Reimbursement Amount
Adams County					
Town of Dell Prairie TRIS	17341	River Rd (2) River Rd (Termini) N Grouse Ln	Reconstruction	\$1,075,575.00	\$746,449.05
		River Rd (2) N Grouse Ln Chula Vista Pkwy			
Town of Adams TRI	17497	10th Ave Dover Dr CTH M	Reconditioning	\$164,036.26	\$35,701.73
Town of New Haven TRI	17532	1st Ln Golden Dr (Break) Golden Ave (Break)	Resurfacing	\$101,000.00	\$35,701.73
		Golden Ave Glen Ln 1st Ln			
Town of Quincy TRI	17798	Evergreen Ave 17th Dr 16th Ave (Termini)	Reconditioning	\$879,000.00	\$35,701.74
		16th Ave Evergreen Dr (Termini) Evergreen Ave (Termini)			
Village of Friendship MSILT	17815	Roberts St Termini E Lake St (Termini)	Reconditioning	\$48,000.00	\$9,468.27
Adams County CHI	17849	CTH Z Fawn Ave CTH H	Structure	\$301,872.00	\$102,101.90
Town of Easton TRI	17855	Elk Dr 8th Ct CTH B (Termini)	Resurfacing	\$142,744.66	\$35,701.73
Town of Preston TRI	18122	13th Dr Cypress Ave STH 21	Pavement Replacement	\$260,000.00	\$35,701.73
Adams County CHIS	18222	CTH Z Fawn Ave Ember Ave	Reconstruction	\$2,000,000.00	\$303,266.61
Adams County CHID	18292	CTH M 8th Dr 1st Ave (Termini)	Reconstruction	\$2,252,000.00	\$468,209.41
TOTAL for Adams County				\$7,224,227.92	\$1,808,003.90
Ashland County					
Ashland County CHIS	17198	CTH GG Spider Lake Rd Mineral Lake Rd	Resurfacing	\$1,356,442.50	\$176,551.37
Ashland County CHI	17366	CTH GG Spider Lake Rd Mineral Lake Rd	Resurfacing	\$1,356,442.50	\$153,792.36

Local Roads Improvement Program (LRIP) 2022 - 2023 LRIP Project County Report

Municipality Component	Project Number	On Route From Route To Route	Improvement Type	Total Project Cost	Approved Reimbursement Amount
Town of Sanborn TRI	17389	State St Old Odanah Rd (Termini) State St (Termini)	Resurfacing	\$70,785.87	\$35,392.93
Town of Morse TRI	17395	Lake Galilee Rd Lake Dr (Termini) Trott Rd	Resurfacing	\$65,000.00	\$22,850.08
		Lake Galilee Rd Trott Rd Lake Galilee Rd (Termini)			
Village of Butternut MSILT	17534	Cemetery Rd STH 13 (Termini) N Park Rd (Termini)	Reconstruction	\$79,904.47	\$15,307.64
Town of Chippewa TRI	17647	Weinberger Rd Old County B (Termini) Stangle Rd	Pavement Replacement	\$73,886.93	\$14,429.32
Town of Sanborn TRIS	17800	Bayfront Rd Johnson Rd (Termini) Reykdal Rd (Termini)	Reconstruction	\$615,400.40	\$427,087.88
		Johnson Rd USH 2 (Termini) Johnson Rd (Termini)			
Town of White River TRID	17807	Poynette St Van De Bruggen Rd (Termini) STH 13	Pavement Replacement	\$300,000.00	\$149,310.00
		RR Ave Poynette St (Termini) Main St			
		Poynette St STH 13 RR Ave (Break)			
Town of White River TRID	17816	Maple Ridge Rd STH 112 Maple Ridge Rd (Termini)	Reconstruction	\$420,000.00	\$209,034.00
Village of Butternut MSID	17833	N 3rd St W Illinois St W Michigan St (Termini)	Reconstruction	\$809,000.00	\$400,000.00
		S 3rd St W Michigan St (Termini) W Minnesota St (Termini)			
		W Minnesota St S 2nd St (Termini) S 5th St (Termini)			
		S 4th St W Michigan St (Termini) W Minnesota St			
Town of Agenda TRI	17848	Creamery Rd South Park Rd (Termini) Agenda Rd	Pavement Replacement	\$310,000.00	\$43,500.00

Local Roads Improvement Program (LRIP) 2022 - 2023 LRIP Project County Report

Municipality Component	Project Number	On Route From Route To Route	Improvement Type	Total Project Cost	Approved Reimbursement Amount
City of Ashland MSIS	17889	Chapple Ave 6th St W 11th St W	Reconstruction	\$1,021,710.91	\$510,855.46
TOTAL for Ashland County				\$6,478,573.58	\$2,158,111.04
Barron County					
Barron County CHI	17168	CTH T USH 8 (Break) 14 1/2 Ave	Structure	\$677,433.64	\$131,871.64
Barron County CHIS	17169	CTH T USH 8 (Break) 14 1/2 Ave	Structure	\$677,433.64	\$372,321.32
Town of Rice Lake TRI	17584	23rd St CTH C 22nd Ave	Pavement Replacement	\$139,866.09	\$17,277.68
City of Barron MSILT	17594	Elm Ave S Oak St S 6th St (Termini)	Pavement Replacement	\$95,000.00	\$16,946.16
		S 11th St E Division Ave (Termini) E Lasalle Ave (Termini)			
		Memorial Dr E Lasalle Ave (Termini) E Woodland Ave			
Town of Arland TRI	17601	10 1/2 St 10 1/2 Ave 12th Ave (Termini)	Resurfacing	\$35,000.00	\$17,277.67
Town of Maple Plain TRI	17607	25 1/4 Ave 3 1/4 - 5th St CTH H (Termini)	Pavement Replacement	\$66,480.00	\$17,277.67
Town of Vance Creek TRI	17614	4th St 3rd Ave (Break) 4 1/2 Ave	Resurfacing	\$30,750.00	\$15,375.00
City of Barron MSID	17792	E Lasalle Ave S Mill St (Termini) S 2nd St	Reconstruction	\$1,956,730.00	\$400,000.00
		E Lasalle Ave S 2nd St S 3rd St			
		E Lasalle Ave S 3rd St S 7th St			
Town of Cedar Lake TRI	17967	25th 1/2 Ave - Lemler Ln Bolgers Rd (Termini) 28 1/4 St - Methil Dr (Termini)	Pavement Replacement	\$192,500.00	\$17,277.68
Town of Dallas TRI	17975	3 1/2 Ave 15th St 16th St (Termini)	Resurfacing	\$57,500.00	\$17,277.67
Town of Maple Grove TRI	17976	6th Ave 13th St (Termini) STH 25 (Break)	Resurfacing	\$53,130.87	\$17,277.67

Local Roads Improvement Program (LRIP) 2022 - 2023 LRIP Project County Report

Municipality Component	Project Number	On Route From Route To Route	Improvement Type	Total Project Cost	Approved Reimbursement Amount
Town of Cumberland TRI	17992	22nd Ave 8th St CTH P (Termini)	Pavement Replacement	\$92,500.00	\$17,277.67
Village of Prairie Farm MSILT	17995	Hepburn Ave W Hepburn St W Parker St (Termini)	Pavement Replacement	\$58,000.00	\$16,946.16
		W Parker St CTH A (Termini) Scott Ave			
		W Hepburn St CTH A (Termini) Scott Ave			
Town of Lakeland TRI	18002	27 1/2 Ave 10th St (Break) 10 1/2 St	Resurfacing	\$125,000.00	\$17,277.67
		27 3/4 Ave 10th St (Termini) 9 1/2 St (Termini)			
		10th St 27 1/2 Ave (Break) 27th Ave			
Town of Chetek TRI	18011	11 3/4 Ave CTH M (Termini) 11 3/4 Ave (Termini)	Pavement Replacement	\$60,125.00	\$17,277.67
Town of Barron TRIS	18039	15th Ave 13 1/4 St CTH T (Termini)	Structure	\$1,070,000.00	\$742,580.00
Town of Stanley TRID	18045	19th St (1) 18th Ave (Termini) CTH W	Resurfacing	\$750,000.00	\$373,275.00
Town of Stanfold TRI	18047	21 1/2 Ave 13 1/4 St (Termini) 12 1/2 St (Termini)	Resurfacing	\$42,000.00	\$17,277.67
City of Chetek MSILT	18048	W Stout St 9th St 11th St	Pavement Replacement	\$45,395.00	\$16,946.15
		W Stout St 9th St 11th St			
Town of Prairie Farm TRI	18258	11 1/4 St 3 1/2 Ave (Termini) 2 1/2 Ave (Termini)	Resurfacing	\$61,927.75	\$17,277.67
Village of Cameron MSILT	18262	Arlington Ave S 4th St S 3rd St	Reconstruction	\$74,000.00	\$16,946.16
		Arlington Ave S 2nd St S 3rd St			

Local Roads Improvement Program (LRIP) 2022 - 2023 LRIP Project County Report

Municipality Component	Project Number	On Route From Route To Route	Improvement Type	Total Project Cost	Approved Reimbursement Amount
Town of Dovre TRI	18313	27 7/8 St County Line St (Termini) 27 7/8 St (Termini)	Resurfacing	\$48,000.00	\$17,277.67
		5 1/4 Ave 25 1/4 St (Termini) CTH SS (Termini)			
		30th St Termini 2nd Ave			
TOTAL for Barron County				\$6,408,771.99	\$2,310,539.65
Bayfield County					
Bayfield County CHID	17186	CTH C Blueberry Ln (Termini) Siskiwit Falls Rd	Pavement Replacement	\$262,400.00	\$125,000.00
Town of Bayfield TRIS	17220	Star Route Gotchling Rd Munson Rd	Reconstruction	\$1,587,286.00	\$1,101,576.48
Town of Bayview TRI	17281	Big Rock Rd S Niemesto Rd Friendly Valley Rd (Termini)	Resurfacing	\$69,865.00	\$34,932.50
Town of Drummond TRI	17370	Black Duck Rd Pigeon Lake Rd (Termini) Mallard Rd (Termini)	Resurfacing	\$48,340.00	\$24,170.00
		Whispering Pine Rd Black Duck Rd (Termini) Whispering Pine Rd (Termini)			
		Mallard Rd Whispering Pine Rd (Termini) Mallard Rd (Termini)			
		Lost Rd Tars Pond Rd (Termini) Lost Rd (Termini)			
		Oswald Rd Blue Moon Rd (Termini) Oswald Rd (Termini)			
Town of Washburn TRI	17375	S Maple Hill Rd West Maple Hill Rd Forest Rd 697 (Termini)	Pavement Replacement	\$24,500.00	\$12,250.00
Town of Lincoln TRI	17376	Four Corners Store Rd CTH E (Termini) Stienstra Rd	Pavement Replacement	\$16,329.71	\$8,164.85
Town of Clover TRI	17378	Lenawee Rd Clover Gravel Pit Rd Seven Mile Rd	Resurfacing	\$20,992.95	\$10,000.00
Town of Namakagon TRI	17407	Birch Bend CTH D (Termini) CTH D (Termini)	Pavement Replacement	\$110,828.00	\$55,250.00
Town of Namakagon TRI	17416	McCann Springs Rd CTH D (Termini) McCann Springs Rd (Termini)	Pavement Replacement	\$19,500.00	\$9,750.00

Local Roads Improvement Program (LRIP) 2022 - 2023 LRIP Project County Report

Municipality Component	Project Number	On Route From Route To Route	Improvement Type	Total Project Cost	Approved Reimbursement Amount
Town of Iron River TRI	17440	N Main St Staples Ave Lagoon Rd	Pavement Replacement	\$43,750.00	\$21,875.00
Town of Washburn TRI	17527	S Maple Hill Rd Church Corner Rd West Maple Hill Rd	Resurfacing	\$65,011.19	\$27,500.00
Town of Hughes TRI	17589	Redwine Rd (1) USH 2 (Termini) Redwine Rd (2)	Reconstruction	\$79,000.00	\$39,007.50
		Orlowski Rd E Deep Lake Rd Redwine Rd (1) (Termini)			
Town of Grand View TRID	17686	Triangle Dr Pioneer Rd (Termini) CTH D (Termini)	Reconditioning	\$230,000.00	\$114,471.00
Town of Barksdale TRID	17709	Cozy Corner Rd J Buvala Rd North Lutkie Rd	Reconstruction	\$1,125,000.00	\$559,912.50
Town of Drummond TRI	17760	Brady Rd Termini Blue Moon Rd (Termini)	Reconstruction	\$50,000.00	\$24,865.00
Town of Clover TRI	17875	Bark River Rd Cemetery Rd (1) Short Cut Rd	Resurfacing	\$18,410.94	\$9,205.47
Town of Kelly TRIS	17890	Maple Ridge Rd Roy Anderson Rd Maple Ridge Rd (Termini)	Reconstruction	\$1,325,000.00	\$919,550.00
City of Washburn MSILT	17923	7th Ave W Omaha St W Wisconsin St (Termini)	Reconstruction	\$49,178.00	\$12,865.07
Bayfield County CHIS	17952	CTH A CTH N (Termini) Kelly Lake Rd	Resurfacing	\$364,430.00	\$176,994.25
TOTAL for Bayfield County				\$5,509,821.79	\$3,287,339.62
Brown County					
Village of Bellevue MSIS	17308	Verlin Rd CTH XX (Termini) CTH V (Break)	Reconstruction	\$1,064,245.00	\$532,122.50
City of Green Bay MSIGT	17317	Irene St Debra Ln Amy St (Break)	Resurfacing	\$1,555,710.25	\$246,644.45
		Loretta Ln Abrams St (Break) Loretta Ln (Termini)			
		Klaus St Webster Ave N Baird St N (Termini)			
		Loretta Ln Irene St (Break) Heyrman St (Termini)			

Local Roads Improvement Program (LRIP) 2022 - 2023 LRIP Project County Report

Municipality Component	Project Number	On Route From Route To Route	Improvement Type	Total Project Cost	Approved Reimbursement Amount
		13th Ave 9th St Langlade Ave			
		Albert Dr Marvin Ln Cornelius Dr (Termini)			
		6th St Marquette Ave (Break) Gross Ave (Break)			
		Bond St N Taylor St (Termini) Morley Rd			
		Bay View Dr Termini Regent Ln (Termini)			
		Chancellor Ln St Gregory Dr (Termini) Bay View Dr (Termini)			
		Cleveland St 6th St (Break) Hickory Hill Dr (Break)			
		Farlin St Newtols St Danz Ave N			
		St Ann Dr Josephine Cir Mt Mary Dr (Termini)			
		St George St Reber St Weise St			
		Term Ct Chancellor Ln (Termini) Term Ct (Termini)			
		Winford Ave Desnoyers St Mather St (Termini)			
		Marvin Ln Albert Dr (Termini) Cornelius Dr (Termini)			
		Pine Ridge Ct Pine Ridge Dr (Termini) Pine Ridge Ct (Termini)			
		Minahan St Park St Royal Blvd			
		Pine Ridge Dr Bay View Dr (Termini) St Gregory Dr (Termini)			

Local Roads Improvement Program (LRIP) 2022 - 2023 LRIP Project County Report

Municipality Component	Project Number	On Route From Route To Route	Improvement Type	Total Project Cost	Approved Reimbursement Amount
		Ontario Rd Finger Rd Tobermory Dr			
		Phasianus St Sun Ter (Termini) Heather Rd (Termini)			
		Regent Ln Bay View Dr (Termini) St Gregory Dr (Termini)			
		Roscoe St 11th Ave (Termini) 14th Ave			
Village of Suamico MSILT	17322	Pine Forest Dr Loop Termini Pine Ln (Termini)	Reconstruction	\$161,991.19	\$80,995.59
City of De Pere MSIGT	17382	Barbara Ln Termini Nob Hill Ln (Termini)	Resurfacing	\$270,000.00	\$60,829.61
		Scout Way Barbara Ln (Termini) Scout Way (Termini)			
		Lorrie Way Barbara Ln (Termini) Lorrie Way (Termini)			
		Nob Hill Ln Barbara Ln (Termini) Nob Hill Ln (Termini)			
		Acreview Dr Charles St (Termini) Acreview Dr (Termini)			
Town of Ledgeview TRI	17383	Ledgeview Rd Swan Rd Creamery Rd	Pavement Replacement	\$155,000.00	\$15,500.23
Town of Morrison TRI	17388	Morrison Rd Park Rd CTH W	Resurfacing	\$110,000.00	\$15,500.22
Town of Lawrence TRI	17394	Crenshaw Ct S County Line Rd (Termini) Crenshaw Ct (Termini)	Resurfacing	\$65,500.00	\$15,500.22
Town of Scott TRI	17396	Edmund Rd Algoma Rd (Termini) Champeau Rd	Reconditioning	\$58,500.00	\$15,500.22
Village of Howard MSIGT	17616	Brookview Ct Glenpark Dr (Termini) Brookview Dr (Termini)	Resurfacing	\$170,485.00	\$56,745.81
		Brookview Dr Brookview Ct (Termini) Charles Ln			

Local Roads Improvement Program (LRIP) 2022 - 2023 LRIP Project County Report

Municipality Component	Project Number	On Route From Route To Route	Improvement Type	Total Project Cost	Approved Reimbursement Amount
		Brookview Dr Charles Ln Glenpark Dr			
		Charles Ln Brookview Dr (Termini) Charles Ln (Termini)			
Town of Eaton TRI	17754	Pine Grove Rd Allen Rd Game Ln	Reconstruction	\$107,386.00	\$15,500.22
Village of Bellevue MSILT	17777	Skyview St CTH V (Termini) Hazen Rd (Termini)	Reconstruction	\$581,344.00	\$128,513.25
Town of Pittsfield TRI	17782	Robin Ln Anston Rd (Termini) West Line Rd (Termini)	Pavement Replacement	\$101,115.00	\$15,500.22
Town of Lawrence TRIS	17808	Scheuring Rd Packerland Dr Hart Gravel Rd (Termini)	Reconstruction	\$1,722,187.50	\$1,195,198.13
Town of Ledgeview TRID	17810	Dollar Rd Dollar Ln Half Crown Run	Reconstruction	\$750,000.00	\$373,275.00
Village of Allouez MSID	17969	E Greene Ave Libal St East River Dr	Reconstruction	\$1,100,000.00	\$400,000.00
Brown County CHIS	18243	CTH EB West Point Rd Trojan Dr	Pavement Replacement	\$640,000.00	\$575,640.50
		CTH EB Trojan Dr STH 54 (Break)			
Brown County CHI	18282	CTH X Lebrun Rd Ridgeway Blvd	Pavement Replacement	\$1,052,000.00	\$525,672.79
		CTH X Ridgeway Blvd CTH G (Break)			
		CTH GV Ramp From Monroe To Wb 172 Landmark Blvd (Break)			
TOTAL for Brown County				\$9,665,463.94	\$4,268,638.96
Buffalo County					
Buffalo County CHID	17192	CTH H CTH HH STH 37 (Break)	Resurfacing	\$335,300.00	\$152,538.00
		CTH O STH 35 Belvidere Ridge Rd			
Town of Lincoln TRIS	17218	Shaub Rd STH 88 (Termini) Shaub Rd (Termini)	Structure	\$436,500.00	\$302,931.00

Local Roads Improvement Program (LRIP) 2022 - 2023 LRIP Project County Report

Municipality Component	Project Number	On Route From Route To Route	Improvement Type	Total Project Cost	Approved Reimbursement Amount
Town of Montana TRI	17626	Palkowski Rd CTH C (Termini) Homestead Rd	Structure	\$250,000.00	\$20,324.83
Town of Naples TRI	17627	Seegerstrom Rd CTH HH (Termini) Gonty Rd	Resurfacing	\$40,000.00	\$19,876.90
Town of Mondovi TRI	17688	Steel Valley Rd School Rd Hagness Rd (Termini)	Resurfacing	\$45,000.00	\$14,546.53
Town of Milton TRI	17701	Canada Ridge Rd Canada Ridge Rd (Termini) Patzner Rd	Resurfacing	\$85,000.00	\$14,535.33
Buffalo County CHI	18084	CTH D CTH KK CTH F	Resurfacing	\$197,000.00	\$50,000.00
City of Mondovi MSILT	18140	Columbia Ave Termini CTH H (Termini)	Reconstruction	\$57,217.00	\$21,986.81
Buffalo County CHIS	18216	CTH AA Johnson Hill Rd CTH V	Structure	\$331,000.00	\$149,991.85
Buffalo County CHIS	18217	CTH E Hohmann Rd Hogan Rd	Structure	\$361,000.00	\$123,568.83
Town of Modena TRI	18277	Brantner Rd Whippoorwill Way (Termini) Brantner Rd (Termini)	Resurfacing	\$43,500.00	\$13,006.77
Buffalo County CHI	18297	CTH F Hanson Rd Thompson Rd	Pavement Replacement	\$538,000.00	\$69,228.13
TOTAL for Buffalo County				\$2,719,517.00	\$952,534.98
Burnett County					
Burnett County CHID	17191	CTH FF Yellow Lake Rd (1) CTH U	Resurfacing	\$585,000.00	\$253,749.97
		CTH U CTH FF (Termini) N Lake Rd			
Town of Wood River TRID	17274	N Fork Dr CTH D (Termini) Lara Rd	Structure	\$200,000.00	\$99,540.00
Town of Anderson TRI	17279	Heritage Rd STH 87 (Termini) Heritage Rd (Termini)	Resurfacing	\$40,000.00	\$17,200.65
Town of Sand Lake TRI	17284	Gaslyn Rd Normans Landing Rd Emerson Rd	Resurfacing	\$40,000.00	\$17,200.65
		Gaslyn Rd Normans Landing Rd Mallard Lake Cut Across			

Local Roads Improvement Program (LRIP) 2022 - 2023 LRIP Project County Report

Municipality Component	Project Number	On Route From Route To Route	Improvement Type	Total Project Cost	Approved Reimbursement Amount
Town of Trade Lake TRI	17502	Pine Lake Rd STH 48 (Termini) Whispering Pines Rd (Termini)	Reconditioning	\$80,000.00	\$17,200.65
Town of West Marshland TRI	17528	Pete Nelson Rd Gile Rd (Termini) Spaulding Rd	Resurfacing	\$130,000.00	\$17,200.65
Town of Meenon TRI	17621	S Devils Lake Dr CTH A (Termini) S Devils Lake Dr (Termini)	Resurfacing	\$40,000.00	\$17,200.64
Village of Siren MSILT	17625	Rasmussen St STH 35 3rd Ave (Termini)	Resurfacing	\$15,000.00	\$5,864.20
Town of Grantsburg TRI	17725	Ferry Rd Soderbeck Rd Ferry Rd (Termini)	Resurfacing	\$40,000.00	\$17,200.65
Burnett County CHI	18063	CTH FF Perida Rd Corcoran Rd	Resurfacing	\$200,000.00	\$91,943.63
Town of Siren TRI	18068	Godfrey Lake Rd STH 35 (Termini) Selvig Rd	Resurfacing	\$125,000.00	\$17,200.65
Town of Swiss TRI	18076	Gull Lake Dr Tower Rd (Termini) Gull Lake Dr (Termini)	Resurfacing	\$76,143.06	\$17,200.65
Town of Dewey TRI	18077	Sand Rd Gravel Knoll Rd Town Hall Rd	Resurfacing	\$55,000.00	\$17,200.65
Town of Wood River TRI	18078	Little Wood Lake Rd STH 70 (Termini) Public Landing Rd	Resurfacing	\$50,000.00	\$17,200.65
Town of Scott TRI	18079	Kilkare Rd Kilkare Rd (Termini) Long Lake Rd (Termini)	Resurfacing	\$56,863.97	\$17,200.65
Burnett County CHIS	18081	CTH X Gaslyn Rd Dongola Rd	Resurfacing	\$350,000.00	\$211,707.53
Town of La Follette TRIS	18085	Williams Rd CTH X (Termini) STH 70 (Termini)	Reconstruction	\$215,000.00	\$149,210.00
Town of Dewey TRID	18223	Williams Rd CTH X (Termini) Williams Rd (Termini)	Reconstruction	\$215,000.00	\$107,005.50
TOTAL for Burnett County				\$2,513,007.03	\$1,108,227.97
Calumet County					
City of Brillion MSILT	17157	Sunrise Cir Bentwood Dr (Termini) Sunrise Cir (Termini)	Reconstruction	\$145,132.05	\$41,343.55
Town of Brothertown TRID	17245	N Town Hall Rd CTH H (Termini) W Jefferson Rd (Break)	Pavement Replacement	\$653,829.00	\$325,410.69

Local Roads Improvement Program (LRIP) 2022 - 2023 LRIP Project County Report

Municipality Component	Project Number	On Route From Route To Route	Improvement Type	Total Project Cost	Approved Reimbursement Amount
		N Town Hall Rd W Jefferson Rd (Break) USH 151 (Termini)			
Town of Woodville TRI	17352	Stephan Ave Sharon St (Termini) CTH BB (Termini)	Reconstruction	\$86,150.92	\$31,463.30
		Sharon St CTH B (Termini) Stephan Ave (Termini)			
Town of Rantoul TRI	17786	E River Rd CTH JJ Fischer Rd	Reconstruction	\$62,995.00	\$31,463.29
City of New Holstein MSILT	17787	Hickory Ln Calumet Dr Madison St	Reconstruction	\$97,100.00	\$41,343.55
Calumet County CHID	18050	CTH HH 12th St CTH A	Pavement Replacement	\$1,425,000.00	\$588,438.17
Calumet County CHI	18128	CTH JJ CTH PP (Termini) CTH JJ (Termini)	Pavement Replacement	\$497,172.00	\$123,695.00
Calumet County CHIS	18129	CTH E STH 32 Long Rd	Pavement Replacement	\$1,500,000.00	\$575,640.52
TOTAL for Calumet County				\$4,467,378.97	\$1,758,798.07
Chippewa County					
Town of Lafayette TRIS	17214	190th St CTH X 70th Ave (Break)	Reconditioning	\$595,691.62	\$536,122.45
Town of Colburn TRID	17261	130th Ave CTH H CTH G	Reconditioning	\$600,000.00	\$298,620.00
Town of Bloomer TRI	17403	210th Ave 100th St STH 40 (Break)	Resurfacing	\$58,921.10	\$13,921.10
Town of Birch Creek TRI	17404	290th Ave CTH E 190th St (Termini)	Pavement Replacement	\$109,000.00	\$13,207.27
Village of Lake Hallie MSILT	17411	40th Ave 40th Ave (Break) 160th St (Termini)	Pavement Replacement	\$180,000.00	\$53,686.60
Town of Cooks Valley TRI	17412	170th Ave CTH A (Break) 10th St (Termini)	Reconditioning	\$149,898.65	\$11,274.65
Town of Anson TRI	17414	122nd Ave Termini CTH S (Termini)	Reconditioning	\$80,000.00	\$17,571.25
Town of Cleveland TRI	17417	200th St-Elfman Rd STH 64 (Termini) 200th St-Elfman Rd (Break)	Pavement Replacement	\$60,000.00	\$11,190.49

Local Roads Improvement Program (LRIP) 2022 - 2023 LRIP Project County Report

Municipality Component	Project Number	On Route From Route To Route	Improvement Type	Total Project Cost	Approved Reimbursement Amount
City of Cornell MSILT	17418	8th St Polzin Rd Baribeau Rd	Resurfacing	\$75,000.00	\$25,000.00
Town of Delmar TRI	17420	130th Ave 320th St 330th St (Break)	Pavement Replacement	\$112,878.00	\$18,702.77
Village of Cadott MSILT	17421	Brown St Snyder Rd (Termini) CTH X (Termini)	Reconstruction	\$59,050.00	\$25,000.00
Town of Edson TRI	17470	30th Ave CTH D 330th St	Reconditioning	\$140,000.00	\$17,047.58
Town of Eagle Point TRI	17695	185th St 185th Ave (Break) 190th St-Hollenger Rd (Termini)	Pavement Replacement	\$89,718.00	\$31,959.92
Chippewa County CHI	17779	CTH T CTH S 84th Ave	Structure	\$1,110,000.00	\$252,709.29
		CTH K 210th St 100th Ave			
Chippewa County CHID	17795	CTH T CTH S 84th Ave	Structure	\$1,110,000.00	\$323,311.25
		CTH K 210th St 100th Ave			
Town of Eagle Point TRIS	17869	95th Ave STH 124 STH 178 (Termini)	Reconditioning	\$595,000.00	\$412,930.00
Village of Lake Hallie MSID	17905	117th St 40th Ave (Break) Nelson Rd (Termini)	Reconstruction	\$747,300.00	\$373,650.00
Town of Colburn TRI	17918	165th Ave 361st St 170th Ave (Termini)	Pavement Replacement	\$90,000.00	\$20,198.99
		170th Ave 165th Ave (Termini) CTH G			
Town of Arthur TRI	17920	245th St CTH S (Termini) 150th Ave	Reconditioning	\$116,500.00	\$13,076.35
Town of Estella TRI	17936	290th St STH 64 230th Ave	Reconditioning	\$45,000.00	\$7,172.52
City of Chippewa Falls MSIS	18189	W River St CTH X (Termini) Fleet St	Reconstruction	\$2,450,000.00	\$1,225,000.00

Local Roads Improvement Program (LRIP) 2022 - 2023 LRIP Project County Report

Municipality Component	Project Number	On Route From Route To Route	Improvement Type	Total Project Cost	Approved Reimbursement Amount
Chippewa County CHIS	18210	CTH H 10th Ave 100th Ave	Structure	\$1,210,000.00	\$579,850.69
		CTH M 20th St 22nd St			
Town of Auburn TRI	18314	210th Ave CTH Q (Termini) 70th St (Termini)	Reconditioning	\$157,000.00	\$8,631.33
TOTAL for Chippewa County				\$9,940,957.37	\$4,289,834.50
Clark County					
Town of Weston TRI	17298	River Ave CTH H Heintown Rd	Structure	\$70,238.00	\$34,647.39
Town of Warner TRI	17302	Rock Creek Rd Owen Ave (Termini) Fairground Ave	Resurfacing	\$57,482.40	\$28,741.20
		Rock Creek Rd Fairground Ave Crocker Ave (Termini)			
City of Abbotsford MSID	17331	Linden St STH 13 (Termini) Linden St (Termini)	Reconstruction	\$1,481,460.00	\$326,113.00
City of Neillsville MSILT	17381	Hewett St W 18th St W 19th St (Termini)	Reconstruction	\$16,370.50	\$7,903.36
Town of Loyal TRI	17397	Mann Rd Sparrow Ave CTH K (Break)	Resurfacing	\$32,122.78	\$16,061.38
Village of Curtiss MSILT	17672	Matthias Dr Circle Dr Matthias Dr (Termini)	Reconstruction	\$55,200.00	\$15,068.28
Town of Beaver TRI	17721	153 Rd Robin Ave Oak Grove Ave	Reconditioning	\$101,094.78	\$50,547.39
Village of Granton MSILT	17747	E 3rd St CTH K (Termini) Clark St (Termini)	Reconstruction	\$30,000.00	\$7,673.32
Town of Mentor TRIS	17784	Main St CTH F (Termini) Carter St	Structure	\$833,020.00	\$578,115.88
		Carter St Main St (Termini) CTH F (Termini)			
Village of Curtiss MSID	17834	Matthias Dr CTH E Plaza Dr (Termini)	Pavement Replacement	\$843,039.00	\$400,000.00
		Plaza Dr Matthias Dr Plaza Dr (Termini)			

Local Roads Improvement Program (LRIP) 2022 - 2023 LRIP Project County Report

Municipality Component	Project Number	On Route From Route To Route	Improvement Type	Total Project Cost	Approved Reimbursement Amount
Town of Levis TRI	17846	Rouse Rd Opelt Ave (Termini) Resewood Ave (Termini)	Resurfacing	\$119,794.78	\$59,897.39
City of Owen MSILT	17867	2nd St Ash St 2nd St (Termini)	Pavement Replacement	\$60,500.00	\$15,298.32
Clark County CHI	17954	CTH A Badger Ave CTH E (Termini)	Pavement Replacement	\$550,000.00	\$146,927.67
Clark County CHID	18008	CTH P CTH N STH 29 (Termini)	Pavement Replacement	\$563,200.00	\$187,976.33
Clark County CHIS	18214	CTH M Willard Rd Capital Rd	Pavement Replacement	\$706,850.00	\$337,127.24
Town of Warner TRI	18311	River Ave Century Rd River Rd (Termini)	Resurfacing	\$40,500.00	\$5,331.19
Town of Thorp TRI	18320	Fernwal Ave Pine Rd Center Rd	Resurfacing	\$131,145.00	\$58,217.39
		Fernwal Ave Center Rd Elm Rd			
TOTAL for Clark County				\$5,692,017.24	\$2,275,646.73
Columbia County					
Town of Newport TRIS	17238	River Rd River Rd (2) (Termini) Waubeek Rd (Termini)	Reconstruction	\$165,174.00	\$114,630.76
Town of Randolph TRID	17252	Sterk Rd STH 33 (Termini) CTH E	Pavement Replacement	\$1,630,600.00	\$811,549.62
City of Wisconsin Dells MSID	17342	River Rd (1) Kansas Ave Waubeek Rd (Break)	Reconstruction	\$1,830,493.00	\$400,000.00
		Waubeek Rd River Rd (1) (Break) River Rd (2) (Termini) (Break)			
		River Rd (2) Waubeek Rd (Termini) River Rd (1) (Termini)			
		River Rd (1) Waubeek Rd (Break) River Rd (2) (Termini)			
Town of Fort Winnebago TRI	17603	Wilcox Rd Monthey Rd (Break) CTH CM (Termini)	Resurfacing	\$29,497.62	\$14,748.81
Town of Lodi TRI	17604	Smith Rd CTH V (Termini) Smith Rd (Termini)	Resurfacing	\$79,122.00	\$14,748.81

Local Roads Improvement Program (LRIP) 2022 - 2023 LRIP Project County Report

Municipality Component	Project Number	On Route From Route To Route	Improvement Type	Total Project Cost	Approved Reimbursement Amount
Town of Randolph TRI	17605	Canada Island Rd STH 73 (Termini) Canada Island Rd (Termini)	Pavement Replacement	\$111,536.55	\$14,748.81
Town of Scott TRI	17606	Vaughn Rd Dodge Rd CTH H	Resurfacing	\$34,847.00	\$14,748.81
City of Portage MSILT	17619	Henry Dr Airport Rd (Termini) Village Rd	Resurfacing	\$260,000.00	\$21,543.13
Village of Pardeeville MSILT	17878	Herwig Dr Schneider St (Termini) Herwig Ct	Reconditioning	\$124,476.00	\$17,643.13
		Herwig Dr Herwig Ct Lafollette St W			
		Schneider St CTH P (Termini) Herwig Dr			
Town of Caledonia TRI	18016	Rowley Rd CTH W (Termini) Fox Glen Rd	Pavement Replacement	\$24,876.80	\$12,290.68
Town of Courtland TRI	18017	Hollnagel Rd CTH A (Termini) Smith Dr	Pavement Replacement	\$124,592.00	\$12,290.67
Town of Leeds TRI	18018	Kroncke Rd STH 60 Harvey Rd	Resurfacing	\$75,921.50	\$12,290.68
Town of Lewiston TRI	18019	Schultz Rd STH 127 (Termini) Dreyer Dr	Pavement Replacement	\$90,840.00	\$12,290.67
Town of Otsego TRI	18020	Long Crossing Rd Williams Rd Erdman Rd	Resurfacing	\$53,188.00	\$12,290.68
Town of Springvale TRI	18021	Schliesmann Rd Taylor Rd (Break) Waters Rd	Reconditioning	\$90,420.00	\$12,290.67
Columbia County CHI	18042	CTH U Blacklock Rd Old CTH U Rd	Resurfacing	\$400,000.00	\$199,269.21
Columbia County CHID	18043	CTH J Smokey Hollow Rd (Break) USH 51 (Termini)	Resurfacing	\$1,400,000.00	\$700,000.00
Columbia County CHIS	18044	CTH G STH 146 STH 73 (Termini)	Resurfacing	\$500,000.00	\$250,000.00
Town of West Point TRID	18055	Schoepp Rd STH 60 (Termini) Mussen Rd	Reconditioning	\$516,410.00	\$257,017.26

Local Roads Improvement Program (LRIP) 2022 - 2023 LRIP Project County Report

Municipality Component	Project Number	On Route From Route To Route	Improvement Type	Total Project Cost	Approved Reimbursement Amount
		Schoepp Rd Mussen Rd Schoepp Rd (Termini)			
City of Lodi MSILT	18058	Washington Ave Market St (Termini) Sauk St (Termini)	Reconstruction	\$638,971.00	\$17,643.13
Village of Rio MSILT	18060	Division St Lowville Rd (Termini) Yonkers St	Resurfacing	\$15,600.00	\$7,800.00
City of Lodi MSID	18075	Fair St Millston Ave Elizabeth St	Reconstruction	\$1,338,851.00	\$400,000.00
		Fair St Elizabeth St Gallagher Rd (Termini)			
City of Wisconsin Dells MSILT	18248	Commercial Ave Brew Farm Rd (Termini) Stand Rock Rd (Termini)	Reconstruction	\$462,098.00	\$21,543.13
Town of Dekorra TRI	18253	King Rd Stebbins Rd (Termini) King Rd (Termini)	Resurfacing	\$29,852.00	\$14,748.81
TOTAL for Columbia County				\$10,027,366.47	\$3,366,127.47
Crawford County					
Village of Mount Sterling MSILT	17639	South St 1st St (Termini) Division St (Termini)	Resurfacing	\$51,850.00	\$25,925.00
		Division St South St (Termini) STH 171			
		3rd St STH 27 (Termini) STH 171 (Termini)			
		Helgerson St Main St (Termini) Helgerson St (Termini)			
		West St STH 171 STH 27 (Termini)			
Town of Eastman TRI	17640	Lohmann Ln DuCharme Ridge Rd (Termini) Lohmann Ln (Termini)	Resurfacing	\$88,000.00	\$44,000.00
Town of Utica TRI	17645	Freeman Rd Johnstown Rd (Termini) Saegrove Dr	Resurfacing	\$122,063.00	\$21,715.64
		Freeman Rd Saegrove Dr Johnstown Rd (Termini)			
Town of Bridgeport TRIS	18111	Ward Rd Bouska Rd (Termini) USH 18 (Termini)	Reconditioning	\$287,500.00	\$199,525.00

Local Roads Improvement Program (LRIP) 2022 - 2023 LRIP Project County Report

Municipality Component	Project Number	On Route From Route To Route	Improvement Type	Total Project Cost	Approved Reimbursement Amount
Crawford County CHID	18127	CTH H STH 171 (Termini) Tiller Rd	Pavement Replacement	\$989,758.64	\$494,879.32
		CTH H Tiller Rd USH 61 (Termini)			
Crawford County CHI	18135	CTH W USH 61 STH 131 (Termini)	Pavement Replacement	\$1,241,224.47	\$77,487.37
Town of Freeman TRI	18168	McQueen Rd CTH B (Termini) CTH C (Termini)	Reconditioning	\$160,000.00	\$40,000.00
Crawford County CHIS	18229	CTH W USH 61 STH 131 (Termini)	Pavement Replacement	\$1,241,224.47	\$968,092.41
TOTAL for Crawford County				\$4,181,620.58	\$1,871,624.74
Dane County					
Town of Dunn TRIS	17217	Rutland-Dunn Town Line Rd E Netherwood St (Termini) Sunrise Rd (Break)	Reconstruction	\$1,579,931.49	\$1,030,075.89
		Rutland-Dunn Town Line Rd Rutland-Dunn Town Line Rd (Break) Lake Kegonsa Rd			
		Lake Kegonsa Rd Rutland-Dunn Town Line Rd (Termini) Rutland-Dunn Town Line Rd			
		Rutland-Dunn Town Line Rd Lake Kegonsa Rd Starr School Rd			
		Rutland-Dunn Town Line Rd Starr School Rd USH 51 (Termini)			
Town of Bristol TRIS	17226	Twin Ln Branch Rd E Twin Lane Rd (Termini)	Pavement Replacement	\$1,541,900.00	\$1,070,078.60
Town of Medina TRID	17257	Box Elder Rd (1) STH 19 (Termini) Missouri Rd	Reconstruction	\$508,000.00	\$252,831.60
Town of Vermont TRI	17291	Kelliher Rd Bohn Rd (Termini) Kelliher Rd (Termini)	Resurfacing	\$132,000.00	\$17,534.91
Town of Blooming Grove TRI	17294	Webb Ave Fair Oaks Ave Jacobson Ave (Termini)	Resurfacing	\$53,803.82	\$17,534.85
City of Fitchburg MSIGT	17313	Marledge St Schumann Dr (Termini) Pembroke Dr	Resurfacing	\$192,932.00	\$75,294.29

Local Roads Improvement Program (LRIP) 2022 - 2023 LRIP Project County Report

Municipality Component	Project Number	On Route From Route To Route	Improvement Type	Total Project Cost	Approved Reimbursement Amount
		Ledgemont St Raritan Rd (Termini) Pembroke Dr (Termini)			
		Tudor Dr Norwich St Richardson St (Termini)			
Town of Sun Prairie TRI	17437	Town Hall Dr CTH TT (Termini) CTH T	Resurfacing	\$187,147.38	\$17,534.91
Town of Cottage Grove TRI	17438	Deerfield Rd N Jargo Rd (Termini) Saddle Ridge	Resurfacing	\$123,754.38	\$17,534.91
		Susan Ln Deerfield Rd (Termini) Susan Ln (Termini)			
Town of Vienna TRI	17439	W I B U Rd CTH DM (Break) Meek Rd (Termini)	Reconstruction	\$303,000.00	\$17,534.91
Village of Cottage Grove MSILT	17482	Weald Bridge Rd Bonnie Rd Main St (Termini)	Pavement Replacement	\$148,830.80	\$29,499.68
Village of Cambridge MSILT	17494	Johnson St Water St (Termini) Townsend St	Resurfacing	\$93,528.00	\$29,499.68
Village of Deerfield MSILT	17500	Sager St Central Ave (Termini) Sager St (Termini)	Resurfacing	\$69,000.00	\$29,499.68
Dane County CHI	17520	CTH J CTH P STH 78 (Break)	Resurfacing	\$726,417.29	\$357,598.71
Village of Belleville MSILT	17559	Fifth Ave STH 69 (Termini) Fifth Ave (Termini)	Resurfacing	\$53,563.00	\$26,781.50
Town of Dunn TRI	17560	Hook Island Rd Termini Rutland-Dunn Town Line Rd (Termini)	Reconstruction	\$206,321.11	\$17,534.91
		Labrador Rd Rutland-Dunn Town Line Rd (Termini) Labrador Rd (Termini)			
		Sand Hill Rd Termini Rutland-Dunn Town Line Rd			
Village of Windsor MSILT	17564	Vinburn Rd CTH C Mile Rd (Termini)	Pavement Replacement	\$262,325.03	\$29,499.64
City of Sun Prairie MSIGT	17716	Fitness Run Athletic Way (Termini) Grandview Dr	Pavement Replacement	\$263,000.00	\$84,032.07

Local Roads Improvement Program (LRIP) 2022 - 2023 LRIP Project County Report

Municipality Component	Project Number	On Route From Route To Route	Improvement Type	Total Project Cost	Approved Reimbursement Amount
		Tower Dr Crossing Ridge Trl N Bird St (Termini)			
Dane County CHIS	17734	CTH N CTH N (Termini) Dunkirk St	Resurfacing	\$1,624,176.92	\$400,211.50
Village of Mazomanie MSILT	17766	Jane St Walker St (Termini) Henry St	Resurfacing	\$62,600.00	\$29,499.68
Village of Mazomanie MSID	17767	Hudson St Marion St Walter Rd	Reconstruction	\$1,122,500.00	\$400,000.00
Town of Rutland TRI	17769	Danks Rd Old Stage Rd Old Stone Rd (Termini)	Reconditioning	\$130,000.00	\$17,534.91
Town of Black Earth TRI	17780	Midland Rd CTH KP (Termini) John Wilkinson Rd	Resurfacing	\$50,080.00	\$17,534.91
Village of Shorewood Hills MSILT	17828	Highbury Rd Tallyho Ln (Break) Topping Rd (Termini)	Resurfacing	\$84,887.18	\$29,499.68
City of Madison MSIGT	17859	Willard Ave Ohio Ave Elmside Blvd (2) (Termini)	Reconstruction	\$1,865,000.00	\$532,113.76
		Hudson Ave Atwood Ave (Termini) Oakridge Ave			
		Miller Ave Atwood Ave (Termini) Willard Ave			
		Sommers Ave Hudson Ave Miller Ave			
		Center Ave Hudson Ave Miller Ave			
Town of Westport TRI	17861	Gilkeson Rd River Rd (Termini) Gilkeson Rd (Termini)	Reconstruction	\$280,000.00	\$17,534.91
Town of Springdale TRI	17866	Town Hall Rd (2) Ridgeview Rd Heuser Rd Private	Resurfacing	\$64,500.00	\$17,534.91
Village of DeForest MSILT	17876	Stokely Dr Bakke Dr CTH V (1) (Termini)	Reconstruction	\$165,303.88	\$29,499.68
Village of Marshall MSILT	17877	Indian Summer Rd Waterloo Rd (Termini) Bentwood Dr	Pavement Replacement	\$336,969.00	\$29,499.68

Local Roads Improvement Program (LRIP) 2022 - 2023 LRIP Project County Report

Municipality Component	Project Number	On Route From Route To Route	Improvement Type	Total Project Cost	Approved Reimbursement Amount
Town of Westport TRID	17884	Cobblestone Ln Woodland Dr (Termini) Polo Ridge	Reconstruction	\$960,000.00	\$477,792.00
Village of Mcfarland MSILT	17887	Ivywood Trl Terminal Dr (Termini) Ivywood Trl (Termini)	Resurfacing	\$41,000.00	\$20,500.00
Town of Oregon TRI	17888	Alpine Rd Glenway Rd (Termini) Alpine Rd (Termini)	Pavement Replacement	\$297,500.00	\$17,534.91
Town of Primrose TRI	17891	Nessa Rd CTH U (Termini) Miller Rd (Termini)	Resurfacing	\$35,104.00	\$17,534.91
Village of Cross Plains MSILT	17895	Park St Spring St Center St	Resurfacing	\$72,600.00	\$29,499.68
Town of Dunkirk TRI	17900	Hanerville Rd (1) CTH N N Adolphson Rd (Termini)	Reconstruction	\$145,000.00	\$17,534.91
Dane County CHI	18100	CTH V CTH KP (Termini) Crossover STH 113 (Break)	Resurfacing	\$1,325,000.00	\$650,000.00
Village of DeForest MSIS	18184	River Rd Brook St Cuba Valley Rd	Reconstruction	\$2,273,377.60	\$1,136,688.80
City of Fitchburg MSIS	18201	Fitchrona Rd Nesbitt Rd (Break) Fitchrona Rd (Break)	Reconstruction	\$5,772,172.00	\$2,886,086.00
City of Middleton MSIGT	18295	Elmwood Ave Bristol St Countryside Dr (Termini)	Pavement Replacement	\$362,413.50	\$46,652.08
Town of Pleasant Springs TRI	18312	Tower Dr Kaase Rd (3) (Termini) CTH B (Break)	Pavement Replacement	\$371,000.00	\$17,534.91
TOTAL for Dane County				\$23,886,638.38	\$9,957,722.56
Dodge County					
Dodge County CHID	17181	CTH M CTH JM CTH J	Reconstruction	\$4,300,000.00	\$550,000.00
Town of Fox Lake TRID	17248	Lake Emily Rd CTH A (Termini) Lake Emily Rd (Termini)	Resurfacing	\$685,000.00	\$340,924.50
Village of Reeseville MSID	17337	Jackson St Main St (Termini) CTH J (Termini)	Pavement Replacement	\$935,364.00	\$400,000.00
Village of Clyman MSILT	17551	Circle View Cir Termini Circle View Cir (Termini)	Reconstruction	\$258,800.00	\$32,095.44
		Circle View Ct Main St (Termini) Circle View Cir (Termini)			

Local Roads Improvement Program (LRIP) 2022 - 2023 LRIP Project County Report

Municipality Component	Project Number	On Route From Route To Route	Improvement Type	Total Project Cost	Approved Reimbursement Amount
		North St Circle View Ct (Termini) North St (Termini)			
Town of Fox Lake TRI	17578	W Fox Rd Hickory Ln (2) (Termini) Mill Rd (Termini)	Resurfacing	\$125,000.00	\$33,750.00
		Mill Rd W Fox Rd (Termini) Industrial Dr (Termini)			
Town of Herman TRI	17579	Madison Rd STH 33 Zion Church Rd (Termini)	Resurfacing	\$225,000.00	\$45,000.00
Village of Randolph MSILT	17582	Circle Dr Holland Dr (Termini) Circle Dr (Termini)	Reconstruction	\$190,000.00	\$33,000.00
City of Beaver Dam MSID	17737	Curie St Madison St (Termini) Rosendale St	Reconstruction	\$810,000.00	\$400,000.00
		Curie St Rosendale St S Center St (Termini)			
Dodge County CHI	17797	CTH Q STH 19 (Termini) CTH K	Resurfacing	\$1,798,000.00	\$5,000.00
Town of Lebanon TRIS	17915	Morningside Rd CTH R (Termini) Wiley Rd (Termini)	Reconstruction	\$2,407,009.00	\$1,670,464.25
City of Waupun MSILT	18141	S West St W Main St (Termini) W Brown St	Resurfacing	\$34,883.75	\$15,000.00
Town of Ashippun TRI	18142	Lincoln Rd CTH P Erin Rd (Termini)	Resurfacing	\$415,000.00	\$80,254.06
Village of Brownsville MSILT	18143	Oaklane Rd Main St (Termini) Oaklane Rd (Termini)	Pavement Replacement	\$62,000.00	\$20,000.00
Dodge County CHIS	18254	CTH W STH 60 (Termini) W Kindt St (Break)	Resurfacing	\$1,400,000.00	\$882,948.30
TOTAL for Dodge County				\$13,646,056.75	\$4,508,436.55
Door County					
Door County CHIS	17200	CTH W Main Rd Airport Rd	Reconstruction	\$862,642.58	\$575,640.52
		CTH W Mc Donald Rd Main Rd			
		CTH W (3) Woodland Rd (Termini) Range Line Rd			

Local Roads Improvement Program (LRIP) 2022 - 2023 LRIP Project County Report

Municipality Component	Project Number	On Route From Route To Route	Improvement Type	Total Project Cost	Approved Reimbursement Amount
Town of Union TRID	17263	Tru Way Rd CTH D CTH DK	Reconstruction	\$555,000.00	\$276,223.50
		Tru Way Rd CTH DK Ledge Rd			
Town of Gibraltar TRI	17392	Islandview Rd Juddville Rd (Termini) Islandview Rd (Termini)	Reconstruction	\$74,747.50	\$18,000.00
Town of Forestville TRI	17410	W Center Rd Mill Rd W Center Rd (Termini)	Reconstruction	\$37,668.93	\$18,000.00
Village of Sister Bay MSILT	17419	S Spring Rd Sunset Dr (Termini) Mill Rd (Termini)	Resurfacing	\$23,500.00	\$7,000.00
Village of Forestville MSILT	17425	Miller Ave Cedar St Miller Ave (Termini)	Pavement Replacement	\$35,000.00	\$10,000.00
Door County CHI	17514	CTH MM Rock Farm Rd STH 57 (Termini)	Pavement Replacement	\$355,726.17	\$135,948.00
Town of Washington TRI	17515	Aznoe Rd Woodland Rd (Termini) CTH W (3) (Termini)	Reconstruction	\$68,119.31	\$20,000.00
City of Sturgeon Bay MSILT	17821	S 16th Pl Utah St (Termini) Rhode Island St	Pavement Replacement	\$175,000.00	\$25,016.48
Town of Brussels TRI	17892	Misere Rd CTH J Low Rd	Resurfacing	\$33,000.00	\$13,593.94
Town of Jacksonport TRI	17902	Jorns Rd STH 57 (Termini) N Cave Point Dr (1)	Reconstruction	\$130,000.00	\$13,593.94
Town of Sturgeon Bay TRI	17903	Smejkal Rd Mathey Rd (Termini) Smejkal Rd (Termini)	Reconstruction	\$44,000.00	\$20,000.00
Town of Union TRI	17904	Pit Rd Ledge Rd Pit Rd (Termini)	Resurfacing	\$127,000.00	\$18,000.00
City of Sturgeon Bay MSIS	18198	Michigan St N 4th Ave 12th Ave	Pavement Replacement	\$475,091.54	\$237,545.77
		12th Ave Michigan St Louisiana St			
Door County CHID	18202	CTH DK CTH H Stone Rd	Resurfacing	\$1,506,530.00	\$588,438.00
TOTAL for Door County				\$4,503,026.03	\$1,977,000.15
Douglas County					

Local Roads Improvement Program (LRIP) 2022 - 2023 LRIP Project County Report

Municipality Component	Project Number	On Route From Route To Route	Improvement Type	Total Project Cost	Approved Reimbursement Amount
Town of Wascott TRIS	17225	South Mail Rd CTH T (Termini) Short Cut Rd	Reconstruction	\$118,145.00	\$72,870.00
Town of Highland TRI	17290	Hazel Prairie Rd Oakdale Rd Kelly Rd (Termini)	Pavement Replacement	\$150,000.00	\$25,558.12
Town of Wascott TRI	17540	Bond Leader Lake Rd CTH T (Termini) Leader Lake Rd	Resurfacing	\$105,896.41	\$25,558.12
Village of Lake Nebagamon MSILT	17555	Rowe Rd Lake Blvd E (Termini) CTH S (Termini)	Resurfacing	\$102,743.20	\$11,118.65
Douglas County CHIS	17694	CTH FF CTH O CTH H	Pavement Replacement	\$1,019,386.24	\$397,982.01
Town of Solon Springs TRI	17730	Ferguson Rd Ramel Rd Leusman Rd	Reconstruction	\$103,645.16	\$25,558.12
Town of Brule TRI	17739	County Line Rd Old Hwy 2 Rd (Break) Carlson Rd (Break)	Reconditioning	\$133,000.00	\$25,558.12
City of Superior MSIGT	17802	5th St E 24th Ave E 31st Ave E (Break)	Reconstruction	\$2,507,000.00	\$88,285.46
Village of Solon Springs MSILT	17928	S 5th St E Main St (Termini) Beach Ave	Pavement Replacement	\$185,000.00	\$11,118.64
Town of Maple TRI	17993	Dump Rd USH 2 (Termini) Blueberry Rd	Reconditioning	\$40,000.00	\$20,000.00
Town of Gordon TRI	18049	E St Croix Rd Blackberry Ln Aspen Dr	Reconstruction	\$211,078.00	\$25,558.12
Town of Summit TRI	18059	Milchesky Rd Rancon Rd Mud Lake Rd	Resurfacing	\$67,214.00	\$25,558.12
Town of Dairyland TRI	18082	Old 35 STH 35 (Termini) School Rd (Termini)	Resurfacing	\$160,000.00	\$25,558.12
		School Rd STH 35 (Termini) Old 35			
		School Rd Old 35 School Rd (Termini)			
Douglas County CHID	18190	CTH D CTH B (Termini) South Shore Grade	Pavement Replacement	\$510,000.00	\$250,000.00

Local Roads Improvement Program (LRIP) 2022 - 2023 LRIP Project County Report

Municipality Component	Project Number	On Route From Route To Route	Improvement Type	Total Project Cost	Approved Reimbursement Amount
City of Superior MSIS	18196	5th St E 24th Ave E 31st Ave E (Break)	Reconstruction	\$2,507,000.00	\$1,253,500.00
Douglas County CHI	18294	CTH Y Termini USH 53 (Break)	Pavement Replacement	\$1,500,000.00	\$172,811.21
TOTAL for Douglas County				\$9,420,108.01	\$2,456,592.81
Dunn County					
Town of Elk Mound TRIS	17232	620th Ave 620th Ave (Termini) STH 40 (Termini)	Reconstruction	\$1,352,590.00	\$938,697.46
Town of Spring Brook TRID	17268	960th St CTH H (Termini) Buena Vista Rd (Termini)	Reconditioning	\$845,250.00	\$420,680.93
Town of Otter Creek TRI	17292	1030th Ave CTH S (Termini) 600th St	Pavement Replacement	\$64,423.66	\$14,611.64
City of Menomonie MSID	17338	Pine Ave E Stout St Game Park Rd	Reconstruction	\$1,615,000.00	\$400,000.00
Town of Wilson TRI	17458	665th St CTH W 1280th Ave	Pavement Replacement	\$125,000.00	\$14,611.64
Town of Hay River TRI	17471	980th Ave 330th St (Termini) 370th St	Pavement Replacement	\$52,190.75	\$14,611.64
Town of Grant TRI	17473	970th St 1170th Ave (Break) 1210th Ave (Termini)	Pavement Replacement	\$81,556.98	\$14,611.64
Town of Dunn TRI	17474	290th Ave STH 25 (Break) 290th Ave (Termini)	Pavement Replacement	\$109,955.19	\$14,611.64
Town of Menomonie TRI	17475	700th Ave 430th St 410th St (Termini)	Pavement Replacement	\$53,425.92	\$14,611.64
City of Menomonie MSILT	17516	Bongey Dr 19th Ave W (Termini) 28th Ave W (Termini)	Resurfacing	\$225,000.00	\$14,521.17
Town of Tiffany TRI	17608	284th St 280th St (Termini) 1130th Ave (Termini)	Pavement Replacement	\$67,500.00	\$14,611.64
		1130th Ave 280th St 250th St			
Town of Elk Mound TRI	17609	890th St 490th Ave (Termini) 530th Ave	Reconstruction	\$179,010.00	\$14,611.64
Town of Spring Brook TRI	17610	240th Ave CTH H (Termini) 930th St (Break)	Pavement Replacement	\$105,995.96	\$14,611.66

Local Roads Improvement Program (LRIP) 2022 - 2023 LRIP Project County Report

Municipality Component	Project Number	On Route From Route To Route	Improvement Type	Total Project Cost	Approved Reimbursement Amount
Village of Ridgeland MSILT	17615	Coe St Stout St (Termini) Fuller St	Pavement Replacement	\$35,334.99	\$14,521.16
Town of Red Cedar TRI	17669	430th Ave 610th St (Termini) CTH J (Termini)	Pavement Replacement	\$111,465.00	\$14,611.64
Town of Stanton TRI	18003	960th Ave 130th St (Termini) 150th St (Termini)	Resurfacing	\$50,000.00	\$14,611.64
		150th St 960th Ave (Termini) 180th St (Termini)			
Village of Boyceville MSILT	18032	Nordveien Dr Edwyna Ave Nordveien Dr (Termini)	Reconstruction	\$150,540.00	\$14,521.16
Village of Elk Mound MSILT	18033	Fir Ave USH 12 Taylor St (Termini)	Pavement Replacement	\$50,000.00	\$14,521.16
		Taylor St Fir Ave (Termini) Garland Ave			
Dunn County CHI	18053	CTH Z CTH C 90th Ave	Reconditioning	\$415,000.00	\$200,870.77
Dunn County CHID	18054	CTH I 930th St 1450th Ave (Termini)	Pavement Replacement	\$575,000.00	\$256,990.07
Town of Menomonie TRID	18220	330th St CTH K (Termini) CTH P (Break)	Reconditioning	\$660,000.00	\$328,482.00
Dunn County CHIS	18244	CTH B Packer Dr CTH BB	Pavement Replacement	\$1,200,000.00	\$460,903.35
TOTAL for Dunn County				\$8,124,238.45	\$3,225,437.29
Eau Claire County					
Town of Bridge Creek TRI	17156	Windmill Dr CTH V (Termini) Windmill Dr (Termini)	Pavement Replacement	\$68,000.00	\$33,503.76
Eau Claire County CHIS	17202	CTH G Channey Rd Stoney Lonesome Rd	Pavement Replacement	\$1,159,874.00	\$579,937.00
Town of Pleasant Valley TRID	17275	Cedar Rd Lowe's Creek Rd Balsam Rd (Break)	Reconstruction	\$766,000.00	\$381,238.20
Town of Brunswick TRI	17387	Rock Falls Rd CTH Z (Termini) South Rd	Pavement Replacement	\$283,229.58	\$33,503.76
Town of Washington TRI	17632	Mueller Rd Hillview Rd (Termini) CTH D (Termini)	Reconditioning	\$219,254.19	\$33,503.76

Local Roads Improvement Program (LRIP) 2022 - 2023 LRIP Project County Report

Municipality Component	Project Number	On Route From Route To Route	Improvement Type	Total Project Cost	Approved Reimbursement Amount
Village of Fairchild MSILT	17642	N Town Line Rd USH 12 Oak St W (Termini)	Pavement Replacement	\$60,467.54	\$30,233.77
Eau Claire County CHID	17726	CTH I CTH V Peuse Rd	Pavement Replacement	\$960,000.00	\$396,768.01
Town of Union TRIS	17980	County Line Rd N Town Hall Rd Kane Rd (Break)	Reconstruction	\$1,558,300.00	\$1,081,460.20
Eau Claire County CHI	17999	CTH AF CTH V Strawberry Dr	Pavement Replacement	\$843,500.00	\$291,956.24
Town of Seymour TRIS	18012	S 140th Ave Rossman Dr Curler Rd (Termini)	Structure	\$990,780.00	\$687,601.32
City of Eau Claire MSIGT	18239	Menomonie St Carson Park Dr 10th Ave (Break)	Pavement Replacement	\$1,306,250.00	\$183,841.17
Eau Claire County CHIS	18319	CTH II STH 93 (Break) Talmadge Rd	Pavement Replacement	\$190,000.00	\$89,968.10
TOTAL for Eau Claire County				\$8,405,655.31	\$3,823,515.29
Florence County					
Town of Homestead TRI	17155	Miller Rd CTH U (Termini) Main Rd	Resurfacing	\$127,965.00	\$30,696.00
Town of Aurora TRID	17273	Fisher Lake Pkwy Lakeview Dr Pemenee Rd	Reconditioning	\$254,687.50	\$127,343.75
Town of Commonwealth TRI	17788	Emily Park Ln CTH D (Termini) Emily Park Ln (Termini)	Reconstruction	\$65,000.00	\$30,696.00
Florence County CHID	17943	CTH C Sleeter Rd Range Rd	Pavement Replacement	\$506,360.00	\$217,308.13
Florence County CHI	18029	CTH C Scout Lake Rd Sleeter Rd	Pavement Replacement	\$182,765.00	\$77,487.37
Town of Florence TRIS	18065	North Lake Rd Dunns Point Rd Town Road O	Reconstruction	\$375,000.00	\$260,250.00
Florence County CHIS	18205	CTH C Range Rd LaSalle Falls Rd	Pavement Replacement	\$460,855.00	\$216,517.85
TOTAL for Florence County				\$1,972,632.50	\$960,299.10
Fond du Lac County					
Fond Du Lac County CHID	17183	CTH V Reinhardt Rd Shady Ln	Pavement Replacement	\$1,207,106.91	\$588,438.21

Local Roads Improvement Program (LRIP) 2022 - 2023 LRIP Project County Report

Municipality Component	Project Number	On Route From Route To Route	Improvement Type	Total Project Cost	Approved Reimbursement Amount
		CTH B CTH V Margaret Ave			
Town of Calumet TRIS	17224	Schoenborn Rd CTH Q (Termini) Schoenborn Rd (2) (Termini)	Reconditioning	\$1,373,049.07	\$952,896.05
Fond Du Lac County CHI	17345	CTH G STH 23 South St	Pavement Replacement	\$643,234.99	\$281,375.07
City of Waupun MSID	17732	Rock Ave CTH MMM (Break) N Harris Ave	Reconstruction	\$988,260.00	\$400,000.00
		Newton Ave Rock Ave (Termini) N Harris Ave			
Town of Forest TRI	17740	Chickadee Dr Hillview Rd (Termini) CTH G	Pavement Replacement	\$130,000.00	\$40,000.00
Village of Saint Cloud MSILT	17765	Marsh St Church St (Termini) Main St (Termini)	Pavement Replacement	\$158,520.00	\$49,411.44
		Church St Barrett St Marsh St			
City of Fond Du Lac MSIGT	17768	Ledgeview Ave N Park Ave (Break) Ledgeview Ave (Termini)	Reconstruction	\$521,820.00	\$103,724.80
Town of Calumet TRI	17826	Washington Rd Weber Rd (Termini) S Washington Rd (Termini)	Reconditioning	\$44,200.00	\$20,000.00
Town of Calumet TRI	17827	S Tower Rd CTH HHH (Termini) Banner Rd (Termini)	Reconditioning	\$27,000.00	\$10,000.00
Town of Fond Du Lac TRI	17857	Willow Lawn Rd River Rd (Termini) Trowbridge Dr	Pavement Replacement	\$61,200.00	\$30,000.00
Town of Byron TRI	17924	Kenyon Rd CTH D (Termini) River Rd (Termini)	Pavement Replacement	\$187,140.31	\$48,310.44
Town of Rosendale TRID	17934	Olden Rd STH 26 (Break) Lincoln Rd (Termini)	Reconstruction	\$750,000.00	\$373,275.00
Town of Eldorado TRID	17949	Olden Rd CTH C (Termini) Lincoln Rd (Termini)	Reconstruction	\$2,350,000.00	\$1,169,595.00
City of Fond Du Lac MSID	18046	S Military Rd (1) Arlington Ave Superior St	Reconstruction	\$637,500.00	\$318,750.00

Local Roads Improvement Program (LRIP) 2022 - 2023 LRIP Project County Report

Municipality Component	Project Number	On Route From Route To Route	Improvement Type	Total Project Cost	Approved Reimbursement Amount
Fond Du Lac County CHIS	18203	CTH Y CTH YY CTH K (Break)	Pavement Replacement	\$1,177,254.00	\$575,640.47
TOTAL for Fond du Lac County				\$10,256,285.28	\$4,961,416.48
Forest County					
Town of Armstrong Creek TRI	17485	Wall Rd Ruby Ln USH 8 (Termini)	Pavement Replacement	\$74,500.00	\$30,581.06
City of Crandon MSILT	17631	E Lakeview St S Lake St (Termini) S Prospect Ave	Pavement Replacement	\$60,000.00	\$7,913.36
Town of Freedom TRI	17646	MacArthur Trl Freedom Corners Rd Mud Lake Ln	Reconditioning	\$93,622.45	\$30,581.06
Forest County CHI	18156	CTH DD CTH Q STH 52 (Termini)	Reconditioning	\$180,000.00	\$77,487.37
Town of Lincoln TRI	18186	McKeague Rd CTH P (Termini) Wilson-Bessette Rd (Termini)	Pavement Replacement	\$70,000.00	\$30,581.08
Forest County CHIS	18230	CTH Q CTH W (Termini) Sand Lake Rd	Reconditioning	\$500,000.00	\$216,517.86
Town of Blackwell TRI	18285	Peshtigo River Rd Goose Creek Rd Revolver Lake Rd	Resurfacing	\$75,000.00	\$30,581.06
TOTAL for Forest County				\$1,053,122.45	\$424,242.85
Grant County					
Town of Jamestown TRIS	17241	Rock Cut Rd Spring Valley Rd Fairplay Rd (Termini)	Structure	\$365,000.00	\$253,310.00
Town of Beetown TRID	17267	Diamond Grove Rd Dodge Rd CTH V	Reconditioning	\$976,800.00	\$486,153.36
		Dodge Rd Diamond Grove Rd CTH U (Termini)			
Village of Montfort MSIS	17310	Park St Prospect St Wisconsin St (Termini)	Reconstruction	\$626,453.62	\$313,226.81
Village of Livingston MSILT	17552	Park St Florence St Park St (Termini)	Reconstruction	\$20,000.00	\$9,262.09
Village of Dickeyville MSILT	17563	N Center St USH 61 (Termini) N Center St (Termini)	Reconstruction	\$232,200.00	\$9,262.09
Village of Patch Grove MSILT	17568	Wood St Termini Wyalusing St (Termini)	Reconstruction	\$35,000.00	\$9,262.09

Local Roads Improvement Program (LRIP) 2022 - 2023 LRIP Project County Report

Municipality Component	Project Number	On Route From Route To Route	Improvement Type	Total Project Cost	Approved Reimbursement Amount
		Wyalusing St Wood St North St (Termini)			
Town of Beetown TRI	17652	Short Cut Rd Center Ln STH 81 (Break)	Structure	\$80,000.00	\$24,273.11
Town of Little Grant TRI	17653	Hilldale Rd Badger Rd (Termini) Hilldale Rd (Termini)	Resurfacing	\$90,000.00	\$29,273.11
Town of Cassville TRI	17661	Muddy Hollow Ln Termini Muddy Hollow Ln (Termini)	Resurfacing	\$70,000.00	\$19,273.11
Town of Glen Haven TRI	17662	Maine Rd Dodge Rd Maple Rd (Termini)	Structure	\$70,000.00	\$19,273.11
Town of Liberty TRI	17663	Martin Ln Oak Ridge Rd (Termini) Martin Ln (Termini)	Structure	\$54,000.00	\$11,273.11
Village of Bloomington MSILT	17678	Wall St STH 35 (Termini) Pleasant St (Termini)	Reconstruction	\$378,000.00	\$9,262.09
Village of Cassville MSILT	17896	Jo Davies St Bluff St (Termini) Amelia St	Reconstruction	\$128,500.00	\$9,262.09
Village of Potosi MSILT	17911	Jentz Dr CTH U (Termini) Jentz Dr (Termini)	Resurfacing	\$116,000.00	\$9,262.09
Town of Mount Ida TRID	18117	Borah Rd Mt Zion Rd (Termini) Graham Rd	Reconditioning	\$700,000.00	\$348,390.00
		Graham Rd Borah Rd Pine Rd			
City of Boscobel MSILT	18145	Parker St Mound St USH 61 (Termini)	Reconstruction	\$160,000.00	\$9,262.09
City of Cuba City MSILT	18146	Randolph St Lafayette St Benton St	Reconstruction	\$84,450.00	\$9,262.09
City of Lancaster MSILT	18147	Cherry St Fillmore St Pierce St	Resurfacing	\$38,700.00	\$9,262.09
		Ash St Madison St (Termini) Jefferson St			
Village of Mount Hope MSILT	18153	4th St Taylor St CTH J	Resurfacing	\$47,000.00	\$9,262.09

Local Roads Improvement Program (LRIP) 2022 - 2023 LRIP Project County Report

Municipality Component	Project Number	On Route From Route To Route	Improvement Type	Total Project Cost	Approved Reimbursement Amount
Town of Wyalusing TRI	18155	Borah Ridge Rd CTH P (Termini) CTH C (Termini)	Resurfacing	\$105,000.00	\$36,273.11
Town of Marion TRI	18159	Pine Knob Rd Town Hall Rd (Termini) Horseshoe Rd	Structure	\$70,000.00	\$19,273.11
Town of North Lancaster TRI	18174	Pine Knob Rd Quarry Rd CTH K (Termini)	Structure	\$70,000.00	\$19,273.11
Town of Castle Rock TRI	18175	Shemak Rd Hrubes Rd CTH Q (Termini)	Reconditioning	\$110,000.00	\$39,273.11
Town of Harrison TRID	18232	Stanton Rd Quarry Rd Travis Rd Conn	Reconstruction	\$590,000.00	\$293,643.00
Grant County CHIS	18235	CTH T CTH K (Termini) USH 61	Structure	\$560,000.00	\$420,000.00
Grant County CHI	18236	CTH N STH 133 (Break) CTH U (Break)	Reconditioning	\$868,000.00	\$177,710.55
TOTAL for Grant County				\$6,645,103.62	\$2,602,512.61
Green County					
Green County CHIS	17213	CTH N CTH H (Termini) CTH C	Pavement Replacement	\$716,625.00	\$506,642.00
Town of Mount Pleasant TRID	17249	Wettach Rd N Monroe St (Termini) Wettach Rd (Termini)	Reconstruction	\$184,000.00	\$91,576.80
Town of New Glarus TRID	17277	N Argue Rd CTH W (Termini) STH 92 (Termini)	Reconstruction	\$482,056.82	\$239,919.68
Town of Mount Pleasant TRI	17361	Schneeberger Rd Zurfluh Rd Purintun Rd (Termini)	Pavement Replacement	\$135,000.00	\$35,052.93
Town of Adams TRI	17362	Holstein Prairie Rd Westpoint Rd CTH J (Termini)	Resurfacing	\$125,000.00	\$58,421.55
Village of Monticello MSILT	17363	North Ave CTH C N Monroe St	Reconstruction	\$25,000.00	\$12,500.00
City of Monroe MSILT	17705	30th St Crossover STH 69 (Break) 11th Ave	Resurfacing	\$170,000.00	\$45,755.30
Town of Cadiz TRIS	17801	Allen Rd CTH B Melvin Rd	Reconstruction	\$160,000.00	\$111,040.00
Town of Albany TRI	17839	Purintun Rd Tin Can Rd Purintun Rd (Termini)	Pavement Replacement	\$175,000.00	\$23,368.61

Local Roads Improvement Program (LRIP) 2022 - 2023 LRIP Project County Report

Municipality Component	Project Number	On Route From Route To Route	Improvement Type	Total Project Cost	Approved Reimbursement Amount
Town of Exeter TRIS	18119	N Argue Rd CTH W (Break) STH 92 (Termini)	Reconstruction	\$597,943.18	\$414,972.57
Town of Spring Grove TRID	18233	Town Center Rd CTH T (Termini) Mt Hope Rd	Reconstruction	\$1,150,000.00	\$572,355.00
Green County CHIS	18234	CTH J CTH H Grossen Rd	Pavement Replacement	\$1,064,700.00	\$749,847.13
TOTAL for Green County				\$4,985,325.00	\$2,861,451.57
Green Lake County					
Green Lake County CHID	17187	CTH J N Fulton St (Break) STH 49 (Termini)	Pavement Replacement	\$1,367,809.00	\$468,209.00
Town of Princeton TRIS	17230	Bend Rd Oxbow Trl CTH T (Termini)	Reconstruction	\$600,000.00	\$416,400.00
City of Markesan MSIS	17306	Saint Joseph St Main St (Termini) Edmaz St (Termini)	Reconstruction	\$400,000.00	\$200,000.00
		Bridge St Catherine St (Termini) Charles St			
		Edmaz St Catherine St (Termini) Edmaz St (Termini)			
		Main St Caroline St John St			
City of Princeton MSILT	17484	N Fulton St N Clinton St CTH P (Termini)	Resurfacing	\$53,506.43	\$20,386.54
Town of Seneca TRI	17611	Fox River Shrs E Fox River Shrs W (Termini) Fox River Shrs E (Termini)	Reconstruction	\$62,326.64	\$13,275.16
Town of Kingston TRI	17962	Parkview Ln W North St (Termini) Parkview Ln (Termini)	Reconstruction	\$64,846.00	\$13,275.16
Village of Marquette MSILT	17985	S Dodges Ave E 3rd St (Termini) CTH H	Resurfacing	\$20,000.00	\$10,000.00
		S Dodges Ave CTH H E Front St (Termini)			
Town of Green Lake TRI	18038	Sandstone Ave Horner Rd (Termini) Sandstone Ave (Termini)	Pavement Replacement	\$84,038.00	\$13,275.16
Green Lake County CHIS	18209	CTH D STH 23 (Break) STH 73 (Termini)	Pavement Replacement	\$1,604,195.00	\$305,888.60

Local Roads Improvement Program (LRIP) 2022 - 2023 LRIP Project County Report

Municipality Component	Project Number	On Route From Route To Route	Improvement Type	Total Project Cost	Approved Reimbursement Amount
Town of Marquette TRI	18257	Hilltop Rd CTH H CTH B (Termini)	Reconstruction	\$100,000.00	\$13,275.16
Green Lake County CHI	18291	CTH T Bend Rd S Farmer St (Termini)	Resurfacing	\$363,032.00	\$100,244.73
TOTAL for Green Lake County				\$4,719,753.07	\$1,574,229.51
Iowa County					
Iowa County CHID	17184	CTH T Lone Pine Dr Lakeview Rd	Reconstruction	\$2,381,410.00	\$950,000.00
Iowa County CHIS	17199	CTH T Wood St (Break) Lone Pine Dr	Reconstruction	\$1,556,793.00	\$1,256,642.30
Town of Ridgeway TRID	17264	Hands Hill Rd S Clay Hill Rd (Termini) Jungbluth Rd	Reconditioning	\$258,500.00	\$128,655.45
City of Mineral Point MSIS	17326	High St Church St (Break) Wisconsin St	Reconstruction	\$1,557,300.00	\$778,650.00
Iowa County CHI	17664	CTH T Lakeview Rd Mill Rd	Reconditioning	\$1,267,250.00	\$150,314.38
Village of Cobb MSILT	17910	School St Benson St (Termini) Mound View	Reconstruction	\$110,100.00	\$21,082.05
Village of Avoca MSILT	17912	S 8th St E Main St (Termini) E Wisconsin St	Reconstruction	\$71,000.00	\$13,533.68
Town of Dodgeville TRI	18069	Esch Rd Norwegian Hollow Rd (Termini) Wilson Rd	Resurfacing	\$63,336.45	\$29,000.00
Village of Rewey MSILT	18086	Commerce St Blaine St Reid St (Termini)	Resurfacing	\$33,000.00	\$6,290.30
Town of Clyde TRI	18090	Burris Rd STH 130 (Termini) Burris Rd (Termini)	Resurfacing	\$55,000.00	\$27,500.00
Town of Ridgeway TRI	18091	Brotherhood Ln CTH H (Termini) Knobs Rd (Termini)	Resurfacing	\$127,000.00	\$52,305.88
Town of Clyde TRIS	18092	Spring Valley Rd Mill Rd STH 130 (Termini)	Structure	\$105,000.00	\$72,870.00
Town of Dodgeville TRIS	18093	Military Rd CTH Q (Termini) Military Rd (Termini)	Reconditioning	\$615,840.00	\$427,392.96
TOTAL for Iowa County				\$8,201,529.45	\$3,914,237.00
Iron County					

Local Roads Improvement Program (LRIP) 2022 - 2023 LRIP Project County Report

Municipality Component	Project Number	On Route From Route To Route	Improvement Type	Total Project Cost	Approved Reimbursement Amount
Iron County CHI	17151	CTH C Termini USH 51	Pavement Replacement	\$227,973.74	\$77,487.37
Iron County CHID	17180	CTH G Owl Lake Rd Batte Rd	Reconditioning	\$545,560.00	\$217,308.12
Town of Kimball TRIS	17239	Range View Dr 10th Ave N (Termini) CTH D	Reconditioning	\$413,474.26	\$284,067.00
		N 10th Ave USH 51 Range View Dr			
Town of Carey TRIS	17240	S Carey Dr Odanah Rd (Termini) Baldovin Rd	Reconditioning	\$302,000.00	\$209,588.00
		McCrosen Rd S Carey Dr (Termini) Brunell Rd			
City of Montreal MSILT	17364	Ontario St Michigan Ave (Termini) Ohio Ave	Reconditioning	\$30,000.00	\$9,432.38
Town of Saxon TRI	17525	Wall Street Rd CTH B (Termini) Hautala Rd	Resurfacing	\$49,871.00	\$17,103.32
Town of Sherman TRI	17526	Little Muskie Rd Charnley Lake Rd Little Muskie Rd (Termini)	Reconditioning	\$45,000.00	\$17,103.32
Town of Oma TRI	17659	Shea Rd Little Pine Rd (2) (Termini) Shea Rd (Termini)	Resurfacing	\$94,714.75	\$17,103.31
Town of Pence TRI	17852	W Branch Rd Division St (Termini) McCrosen Rd (Break)	Resurfacing	\$43,000.00	\$17,103.32
Iron County CHIS	18208	CTH G Bass Lake Rd N End Rd	Reconditioning	\$485,000.00	\$216,517.85
TOTAL for Iron County				\$2,236,593.75	\$1,082,813.99
Jackson County					
Town of Albion TRIS	17222	Cloverdale Rd CTH C (Termini) Steele Rd (Termini)	Reconditioning	\$654,400.00	\$454,153.60
Town of Northfield TRID	17270	May Coulee Rd STH 121 (Termini) W May Coulee Rd	Reconditioning	\$1,350,000.00	\$671,895.00
Town of Brockway TRI	17531	Hideaway Rd Vaudreuil Rd (1) (Termini) Hideaway Rd (Termini)	Pavement Replacement	\$87,272.80	\$43,636.40
Town of Brockway TRI	17539	W Bauer Rd Julianna Rd Red Iron Rd	Pavement Replacement	\$60,964.00	\$30,481.81

Local Roads Improvement Program (LRIP) 2022 - 2023 LRIP Project County Report

Municipality Component	Project Number	On Route From Route To Route	Improvement Type	Total Project Cost	Approved Reimbursement Amount
Village of Hixton MSILT	17577	Mill St King St Sechlerville Rd S (Termini)	Reconstruction	\$21,000.00	\$9,781.88
Jackson County CHI	17629	CTH HH CTH O (Termini) Dutcher Dr	Reconditioning	\$255,060.00	\$103,697.97
		CTH HH Dutcher Dr Goodyear Rd			
		CTH HH Goodyear Rd Case Rd			
Town of Irving TRI	17853	Nichols Rd Jay Rd Little Pete Rd	Resurfacing	\$65,000.00	\$32,500.00
		John Deere Rd Nichols Rd (Termini) STH 54 (Termini)			
Village of Hixton MSILT	17932	Mill St Sechlerville Rd S (Termini) King St	Reconstruction	\$21,000.00	\$9,781.88
Town of Knapp TRI	17951	McKenna Rd STH 54 (Termini) Spurback Rd	Pavement Replacement	\$106,000.00	\$51,355.67
Jackson County CHID	18089	CTH HH Case Rd CTH HH (Termini)	Reconditioning	\$419,484.00	\$132,669.12
Jackson County CHIS	18245	CTH N Cut Off Rd (Termini) Rand Rd	Structure	\$960,000.00	\$237,933.80
		CTH N CTH H (1) Selmer Rd			
		CTH N Selmer Rd CTH H (1)			
		CTH N S Larkin Rd Henry Rd			
TOTAL for Jackson County				\$4,000,180.80	\$1,777,887.13
Jefferson County					
Town of Hebron TRI	17561	Johnson Rd STH 106 (Termini) Lower Hebron Rd (Termini)	Resurfacing	\$95,000.00	\$29,292.93
Town of Ixonia TRI	17571	Triangle Rd North Rd (Termini) Gopher Hill Rd (Termini)	Reconditioning	\$380,246.52	\$29,292.93
Town of Cold Spring TRI	17574	Cold Spring Rd W Main St (Termini) Carnes Rd	Resurfacing	\$460,000.00	\$29,292.92

Local Roads Improvement Program (LRIP) 2022 - 2023 LRIP Project County Report

Municipality Component	Project Number	On Route From Route To Route	Improvement Type	Total Project Cost	Approved Reimbursement Amount
Town of Farmington TRI	17700	Ranch Rd Saucer Dr CTH D	Resurfacing	\$70,225.00	\$29,292.93
Jefferson County CHID	17720	CTH Q CTH B STH 19 (Termini)	Reconditioning	\$1,690,000.00	\$475,014.75
Town of Oakland TRID	17775	Park Rd USH 18 (Termini) USH 12 (Termini)	Reconditioning	\$1,106,000.00	\$550,456.20
City of Waterloo MSID	17963	Waterloo Rd CTH O (Termini) Sunset View Ln (Termini)	Pavement Replacement	\$255,000.00	\$127,500.00
Town of Waterloo TRID	18030	Waterloo Rd Monroe St S (Termini) Doschadis Dr (Termini)	Pavement Replacement	\$105,000.00	\$52,258.50
Jefferson County CHI	18161	CTH K CTH KK (Termini) USH 12 (Break)	Reconditioning	\$1,085,000.00	\$211,273.69
City of Lake Mills MSILT	18163	Milton St Main St (Termini) Ferry Dr (Termini)	Reconstruction	\$610,000.00	\$31,878.89
City of Jefferson MSILT	18164	Collins Rd Wisconsin Dr S Main St	Resurfacing	\$457,800.00	\$41,897.97
City of Watertown MSIGT	18165	Market Way Air Park Dr (Termini) Gateway Dr (Termini)	Resurfacing	\$294,269.80	\$63,495.59
City of Waterloo MSILT	18166	Minnehaha Ln Minnetonka Way (Termini) Indian Hills Dr (Termini)	Reconstruction	\$77,900.00	\$17,305.69
Jefferson County CHIS	18183	CTH K B26 (Break) Collins Rd (Termini)	Reconditioning	\$685,000.00	\$250,000.00
TOTAL for Jefferson County				\$7,371,441.32	\$1,938,252.99
Juneau County					
Town of Finley TRI	17301	9th Ave N CTH F 5th St W	Pavement Replacement	\$100,000.00	\$16,230.74
City of New Lisbon MSILT	17355	Court St E Monroe St S (Termini) S Adams St (Termini)	Reconstruction	\$240,000.00	\$17,583.88
		Court St W S Adams St (Termini) Division St S (Break)			
		Elm St E Monroe St S (Termini) S Adams St (Termini)			
		Elm St W S Adams St (Termini) Division St S (Termini)			

Local Roads Improvement Program (LRIP) 2022 - 2023 LRIP Project County Report

Municipality Component	Project Number	On Route From Route To Route	Improvement Type	Total Project Cost	Approved Reimbursement Amount
Town of Necedah TRI	17356	28th St 9th Ave S (Break) 8th Ave	Resurfacing	\$35,570.00	\$16,230.00
Town of Cutler TRI	17357	Cutler Rd STH 21 (Termini) Cutler Rd (Termini)	Reconstruction	\$35,000.00	\$16,230.74
Town of Germantown TRI	17358	Park Place Dr (1) Park Place Dr (2) (Termini) CTH G (Termini)	Resurfacing	\$47,270.00	\$16,230.47
		Park Place Dr (2) Park Place Dr (1) (Termini) Park Place Dr (1) (Termini)			
Village of Hustler MSILT	17359	Norton St South St (Termini) Main St (Break)	Reconstruction	\$46,136.00	\$17,583.88
		N Church St High St North St (Termini)			
		High St Hustler St (Termini) N Church St (Termini)			
Town of Lisbon TRI	17764	12th Ave Meredith Rd (Termini) 42nd St (Termini)	Reconditioning	\$48,454.00	\$16,230.74
Town of Orange TRI	17793	29th St W Brown Rd CTH H (Termini)	Reconditioning	\$59,000.00	\$16,230.74
Town of Plymouth TRI	17819	Cleaver Rd Powers Rd Klipstein Rd (Termini)	Reconstruction	\$40,000.00	\$16,230.74
Town of Lyndon TRI	17829	Dees Rd Lyndon Rd Smith Rd (Break)	Resurfacing	\$42,707.00	\$16,230.47
Town of Fountain TRI	17830	Olsen Rd Town Shop Rd (Termini) CTH H (Termini)	Resurfacing	\$57,500.00	\$16,230.47
Juneau County CHID	18057	CTH J USH 12 (Termini) CTH HH	Pavement Replacement	\$750,000.00	\$350,000.00
Town of Plymouth TRIS	18101	Miller Rd STH 82 (Termini) Brooklyn Ave N (Termini)	Reconditioning	\$688,000.00	\$477,472.00
Juneau County CHI	18194	CTH HH Smith's Rd USH 12	Pavement Replacement	\$385,322.28	\$114,677.72
TOTAL for Juneau County				\$2,574,959.28	\$1,123,392.59
Kenosha County					
Kenosha County CHID	17194	CTH H STH 165 (Break) 93rd PI	Resurfacing	\$1,895,159.75	\$549,054.26

Local Roads Improvement Program (LRIP) 2022 - 2023 LRIP Project County Report

Municipality Component	Project Number	On Route From Route To Route	Improvement Type	Total Project Cost	Approved Reimbursement Amount
		CTH H Bain Station Rd STH 50 (Break)			
Kenosha County CHIS	17212	CTH EM State Line Rd (Termini) CTH Z	Resurfacing	\$2,858,000.00	\$984,698.10
City of Kenosha MSIGT	17504	56th Ave 55th St 52nd St (Break)	Resurfacing	\$717,300.00	\$210,842.55
		54th Ave 58th St (Break) 54th Ct (Break)			
Town of Randall TRI	17587	89th Pl Termini (Break) 374th Ct (Break)	Pavement Replacement	\$758,500.00	\$13,707.77
		91st St 91st Ct (Termini) 91st St (Termini)			
		377th Ave 89th Pl (Termini) 377th Ave (Termini)			
		375th Ave 91st St (Termini) CTH Z (Termini)			
Village of Salem Lakes MSILT	17953	88th St CTH AH (Break) 88th St (Termini)	Resurfacing	\$192,000.00	\$31,955.72
		88th St CTH AH (Break) 88th St (Termini)			
		88th St CTH AH (Break) 88th St (Termini)			
City of Kenosha MSIS	18212	22nd Ave 18th St 27th St	Reconstruction	\$6,025,800.00	\$3,012,900.00
Kenosha County CHI	18238	CTH E CTH G STH 32 (Termini)	Resurfacing	\$1,149,891.33	\$343,264.39
Village of Bristol MSILT	18260	98th St 212th Ave (Termini) USH 45 (Termini)	Reconstruction	\$100,000.00	\$31,955.72
		212th Ave 98th St (Break) CTH C (Termini)			
		88th St CTH MB (Termini) 88th St (Termini)			

Local Roads Improvement Program (LRIP) 2022 - 2023 LRIP Project County Report

Municipality Component	Project Number	On Route From Route To Route	Improvement Type	Total Project Cost	Approved Reimbursement Amount
		206th Ave 82nd St 206th Ave (Termini)			
Village of Pleasant Prairie MSIGT	18264	45th Ave 120th St (Break) 116th St (Break)	Pavement Replacement	\$287,480.00	\$65,400.54
		120th St 47th Ave (Termini) 120th St (Break)			
		118th St 45th Ave (Termini) 118th St (Termini)			
TOTAL for Kenosha County				\$13,984,131.08	\$5,243,779.05
Kewaunee County					
Kewaunee County CHIS	17197	CTH E Side Rd 1st St	Structure	\$657,834.76	\$575,640.52
Town of Ahnapee TRID	17243	Washington Rd Cedar Dr Wolf River Dr	Structure	\$357,000.00	\$177,678.90
Town of West Kewaunee TRI	17293	Hickory Ln CTH F (Termini) Hickory Ln (Termini)	Pavement Replacement	\$56,356.91	\$15,640.27
		Spruce Ln Side Rd (Termini) Spruce Ln (Termini)			
City of Kewaunee MSID	17336	Dodge St Baumeister Dr Kilbourn St	Reconstruction	\$2,104,050.00	\$400,000.00
Town of Franklin TRI	17384	Langes Corner Rd Manitowoc Rd (Termini) Schweiner Rd	Reconstruction	\$52,171.00	\$15,640.27
City of Algoma MSILT	17409	3rd St Navarino St (Break) Clark St	Reconstruction	\$153,331.80	\$39,593.06
Town of Luxemburg TRI	17860	Rendezvous Rd North Adams Rd CTH K (Termini)	Pavement Replacement	\$60,000.00	\$15,640.27
Town of Carlton TRI	17913	Rangeline Rd Old Settler Rd (Break) CTH G (Termini)	Pavement Replacement	\$50,000.00	\$15,640.27
Town of Casco TRI	17930	Maple Sugar Ln CTH A (Termini) Maple Sugar Ln (Termini)	Resurfacing	\$27,303.37	\$13,651.68
Kewaunee County CHID	18036	CTH KB CTH V Schultz Rd	Structure	\$600,000.00	\$300,000.00
Kewaunee County CHID	18037	CTH BB Schaller Ln (Break) CTH B (Break)	Structure	\$300,000.00	\$150,000.00

Local Roads Improvement Program (LRIP) 2022 - 2023 LRIP Project County Report

Municipality Component	Project Number	On Route From Route To Route	Improvement Type	Total Project Cost	Approved Reimbursement Amount
Town of West Kewaunee TRIS	18187	Ryan Radio Rd CTH B (Termini) Brookside Ln	Pavement Replacement	\$222,100.00	\$154,137.40
Kewaunee County CHI	18270	CTH X Tru Way Rd Lincoln Town Line Rd	Resurfacing	\$200,000.00	\$99,854.26
		CTH X Lincoln Town Line Rd Tamarack Rd			
		CTH X Tamarack Rd Spruce Rd (Break)			
		CTH X CTH X CTH C (Break)			
Kewaunee County CHID	18272	CTH AB CTH KB CTH J	Pavement Replacement	\$280,000.00	\$138,438.00
TOTAL for Kewaunee County				\$5,120,147.84	\$2,111,554.90
La Crosse County					
Town of Washington TRI	17554	Bunker Hill Rd Korn Coulee Rd (Termini) Bunker Hill Rd (Termini)	Reconditioning	\$138,468.00	\$64,440.15
Village of Holmen MSILT	17712	Meadowlark Ln Cedar Ave (Termini) Meadowlark Ln (Termini)	Pavement Replacement	\$185,000.00	\$48,098.58
City of Onalaska MSILT	17770	Kinney Coulee Rd N Crossover STH 16 (Termini) Old Kinney Coulee Rd	Pavement Replacement	\$87,340.00	\$42,987.00
City of La Crosse MSIGT	17776	Cliffwood Ln 28th St (Termini) Seiler Ln	Reconstruction	\$1,067,000.00	\$118,335.37
Town of Shelby TRIS	17841	Breidel Coulee Rd Evergreen Ln Le Jeune Rd	Structure	\$490,000.00	\$340,060.00
City of Onalaska MSIS	18192	Theater Rd Midwest Dr STH 16 (Termini)	Reconstruction	\$769,000.00	\$384,500.00
La Crosse County CHI	18288	CTH M CTH W CTH D	Reconditioning	\$986,000.00	\$274,769.48
La Crosse County CHID	18293	CTH W CTH M CTH D (Termini)	Reconditioning	\$910,000.00	\$237,000.00
TOTAL for La Crosse County				\$4,632,808.00	\$1,510,190.58
Lafayette County					
Lafayette County CHIS	17196	CTH W Mullen Rd CTH I	Resurfacing	\$1,401,000.00	\$1,256,642.30

Local Roads Improvement Program (LRIP) 2022 - 2023 LRIP Project County Report

Municipality Component	Project Number	On Route From Route To Route	Improvement Type	Total Project Cost	Approved Reimbursement Amount
		CTH W CTH I Penny Benton Rd			
		CTH W Penny Benton Rd Shawnee Rd			
		CTH W Shawnee Rd Ollie Bell Rd			
		CTH W Ollie Bell Rd CTH I			
		CTH W CTH I CTH J			
		CTH W CTH J CTH W (Termini)			
Village of Benton MSILT	17371	Van Buren St STH 11 Water St	Resurfacing	\$25,000.00	\$12,062.94
		Van Buren St Water St Van Buren St (Termini)			
Town of Argyle TRI	17432	Everson Rd CTH G (Termini) CTH N (Termini)	Resurfacing	\$73,718.63	\$32,000.00
Town of New Diggings TRI	17455	Rural Ridge Rd CTH Q (Termini) Drybone Rd (Termini)	Resurfacing	\$55,300.00	\$24,404.55
Lafayette County CHI	17865	CTH K STH 23 Red Rock Rd	Resurfacing	\$276,000.00	\$110,383.69
City of Shullsburg MSILT	17966	N Iowa St Truth St (Termini) W Main St (Termini)	Reconstruction	\$36,500.00	\$12,062.95
Town of Seymour TRI	17996	Drybone Rd CTH O (Termini) B & & & & & C Rd	Reconstruction	\$27,500.00	\$13,000.00
Town of Kendall TRI	18034	Cottage Inn Rd Russell Rd Burr Oak Rd (Termini)	Reconstruction	\$73,903.00	\$35,000.00
Town of Darlington TRIS	18114	Red Rock Rd Walnut Rd Palmer Rd	Reconstruction	\$325,000.00	\$225,550.00
		Red Rock Rd Walnut Rd Slough Ln			

Local Roads Improvement Program (LRIP) 2022 - 2023 LRIP Project County Report

Municipality Component	Project Number	On Route From Route To Route	Improvement Type	Total Project Cost	Approved Reimbursement Amount
		Walnut Rd Red Rock Rd (Termini) Pecatonica Rd (Termini)			
Town of Darlington TRI	18250	River End Rd Berry Rd River End Rd (Termini)	Reconditioning	\$21,557.32	\$8,404.56
TOTAL for Lafayette County				\$2,315,478.95	\$1,729,510.99
Langlade County					
Town of Elcho TRID	17344	Isle Of Pines Dr CTH U (Termini) E Isle Of Pine Dr (Termini)	Reconstruction	\$175,000.00	\$87,097.50
Town of Summit TRI	17565	2nd Ave CTH H McCloud Dr	Reconditioning	\$78,400.00	\$12,091.51
		R & & & & H Rd County Line Rd (Termini) CTH H (Termini)			
Town of Langlade TRI	17665	Chip N Dale Dr STH 55 (Termini) Chip N Dale Dr (Termini)	Resurfacing	\$34,200.00	\$12,091.51
		Larzelere Ln STH 55 (Termini) Larzelere Ln (Termini)			
Town of Price TRI	17685	Jones Rd Price-Polar Rd (Termini) CTH B	Pavement Replacement	\$110,000.00	\$12,091.61
Town of Upham TRI	17687	Koepenick Rd CTH B USH 45 (Termini)	Pavement Replacement	\$65,000.00	\$12,091.51
Town of Antigo TRIS	18118	Meadow Rd STH 64 (Termini) CTH F (Termini)	Reconditioning	\$140,000.00	\$97,160.00
City of Antigo MSILT	18162	4th Ave Superior St Field St (Break)	Reconstruction	\$100,000.00	\$25,704.87
Langlade County CHI	18177	CTH S STH 52 (Break) STH 64	Pavement Replacement	\$342,792.00	\$114,794.00
Town of Rolling TRI	18178	Sugar Bush Rd CTH D (Termini) STH 47	Pavement Replacement	\$281,061.00	\$12,091.51
Town of Peck TRI	18179	Town Forest Rd CTH I (Termini) Blue Bell Rd	Resurfacing	\$80,275.00	\$12,091.51
Town of Neva TRI	18180	Beyers Rd CTH B Byers Rd (Termini)	Resurfacing	\$60,000.00	\$12,091.51
Town of Evergreen TRI	18181	Stegall Rd STH 64 (Termini) Stegall Rd (Termini)	Resurfacing	\$45,000.00	\$12,091.51

Local Roads Improvement Program (LRIP) 2022 - 2023 LRIP Project County Report

Municipality Component	Project Number	On Route From Route To Route	Improvement Type	Total Project Cost	Approved Reimbursement Amount
Town of Ackley TRI	18182	Range Line Rd Popple Rd Mendl Rd	Pavement Replacement	\$75,000.00	\$12,091.51
Langlade County CHIS	18207	CTH A CTH B Claire Rd	Pavement Replacement	\$461,703.00	\$216,517.86
TOTAL for Langlade County				\$2,048,431.00	\$650,097.92
Lincoln County					
Town of Bradley TRI	17379	Ridge Rd Mohawksin Rd (Termini) Ridge Rd (Termini)	Reconditioning	\$64,458.96	\$15,462.73
Town of Harrison TRI	17599	Mosch Rd Termini CTH B (Termini)	Reconditioning	\$85,433.99	\$15,462.73
Town of Birch TRI	17612	Horseshoe Lk Dr CTH H (Termini) Horseshoe Lk Dr (Termini)	Resurfacing	\$52,000.00	\$15,462.73
Town of Merrill TRI	17986	Prairie Rd CTH C (Termini) Prairie Rd (Termini)	Reconditioning	\$82,501.00	\$15,462.73
Town of Merrill TRID	17988	Airport Rd Termini W Taylor St (Termini)	Reconditioning	\$350,000.00	\$174,195.00
Town of Somo TRI	18001	Barneys Dr CTH YY (Termini) Barneys Dr (Termini)	Reconditioning	\$39,449.42	\$15,462.73
		Vogel Dr Meyer Rd (Termini) Vogel Dr (Termini)			
Lincoln County CHI	18024	CTH D Ramp USH 51 to STH 86 (1) (Termini) N Birch Rd	Reconditioning	\$269,455.21	\$128,357.85
Lincoln County CHID	18025	CTH D Sump Lake Rd Old D Rd	Reconditioning	\$597,019.11	\$217,308.12
Town of Tomahawk TRI	18035	Four Mile Dr New Wood Rd (Termini) Bridge Rd (Termini)	Reconditioning	\$66,104.00	\$15,672.73
Town of Somo TRIS	18087	Pine Tree Ln Wilson School Rd Pine Tree Ln (Termini)	Structure	\$300,000.00	\$208,200.00
Town of Wilson TRI	18105	Somo Dam Dr Somo Ridge Dr Poplar Dr	Reconstruction	\$50,000.00	\$15,462.73
Town of Harding TRI	18170	Alexander Lake Rd CTH E (Termini) Alexander Lake Rd (Termini)	Reconditioning	\$65,000.00	\$15,252.73

Local Roads Improvement Program (LRIP) 2022 - 2023 LRIP Project County Report

Municipality Component	Project Number	On Route From Route To Route	Improvement Type	Total Project Cost	Approved Reimbursement Amount
Lincoln County CHIS	18218	CTH D Old D Rd CTH B	Reconditioning	\$352,076.84	\$216,517.85
TOTAL for Lincoln County				\$2,373,498.53	\$1,068,280.66
Manitowoc County					
Town of Kossuth TRIS	17228	Rockwood Rd CTH R CTH Q	Pavement Replacement	\$615,000.00	\$426,810.00
		Rockwood Rd Stone Rd (1) CTH R			
Town of Mishicot TRI	17422	Circle Dr Nuclear Rd (Termini) Circle Dr (Termini)	Pavement Replacement	\$97,980.00	\$30,189.49
City of Kiel MSILT	17423	3rd St North St 3rd St (Termini)	Resurfacing	\$44,000.00	\$10,035.51
Town of Newton TRI	17424	Norheim Rd CTH CR (Termini) Carstens Lake Rd	Resurfacing	\$176,000.00	\$30,189.48
Town of Gibson TRI	17426	Rabitz Rd Tapawingo Rd (Termini) Holmes Rd (Termini)	Pavement Replacement	\$232,000.00	\$30,189.48
Town of Franklin TRI	17433	Menchalville Rd CTH K (Termini) Polifka Rd	Pavement Replacement	\$275,000.00	\$30,189.49
Village of Reedsville MSILT	17456	N 3rd St Birch Ln N 3rd St (Termini)	Resurfacing	\$52,312.50	\$10,035.50
City of Two Rivers MSILT	17517	Zlatnik Dr 17th St Pierce St	Resurfacing	\$76,000.00	\$10,035.50
Village of Francis Creek MSILT	17657	Laurel Dr CTH R (Termini) Cherry Ave (Termini)	Pavement Replacement	\$30,000.00	\$10,035.50
City of Manitowoc MSIGT	17781	Division St S 14th St (Break) S 10th St	Reconstruction	\$600,000.00	\$87,506.35
Manitowoc County CHID	17818	CTH R Sunset Rd CTH P	Reconstruction	\$1,275,000.00	\$588,438.17
Village of Saint Nazianz MSILT	17831	S 6th Ave CTH C (Termini) E Birch St	Pavement Replacement	\$45,000.00	\$10,035.51
Town of Maple Grove TRI	17977	Taus Rd Oakwood Rd Long Lake Rd (Termini)	Pavement Replacement	\$110,000.00	\$30,189.48
Town of Newton TRID	18106	Gass Lake Rd Clover Rd CTH C (Break)	Pavement Replacement	\$452,000.00	\$224,960.40

Local Roads Improvement Program (LRIP) 2022 - 2023 LRIP Project County Report

Municipality Component	Project Number	On Route From Route To Route	Improvement Type	Total Project Cost	Approved Reimbursement Amount
Manitowoc County CHIS	18195	CTH R Remiker Ln Wildwood Dr	Reconstruction	\$1,175,000.00	\$575,640.51
Manitowoc County CHI	18289	CTH R STH 147 CTH K	Resurfacing	\$448,320.00	\$214,452.30
TOTAL for Manitowoc County				\$5,703,612.50	\$2,318,932.67
Marathon County					
Town of Mcmillan TRID	17262	Mann St Lincoln Ave (Termini) Saint Joseph Ave	Reconstruction	\$1,189,417.64	\$591,973.16
Town of Cassel TRI	17288	Thomas Hill Rd Thomas Hill Rd (Termini) Bluebird Ln	Pavement Replacement	\$65,390.24	\$28,632.87
Village of Weston MSIS	17309	Weston Ave Alderson St (Termini) Birch St	Reconstruction	\$1,466,926.05	\$733,463.03
Village of Stratford MSID	17315	Monarch St Jasper Ave STH 97	Reconstruction	\$426,000.00	\$213,000.00
		Allington Ave STH 153 (Termini) Monarch St (Termini)			
		Jasper Ave STH 153 (Termini) Monarch St (Termini)			
City of Mosinee MSILT	17318	Wisconsin St 8th St 12th St	Pavement Replacement	\$68,000.00	\$33,854.73
Town of Wausau TRIS	17340	Evergreen Rd Ashland Ave (Termini) Jim Moore Creek Rd	Reconstruction	\$353,112.48	\$308,830.00
City of Schofield MSILT	17486	Sternberg St S Grand Ave (Termini) Spring St (Termini)	Reconstruction	\$388,895.00	\$33,854.75
Village of Hatley MSILT	17490	Emmons Rd CTH Y Clark St	Pavement Replacement	\$64,638.00	\$32,319.00
Town of Green Valley TRI	17506	Smokey Hill Rd CTH C (Termini) Crane Haven Ln	Resurfacing	\$100,000.00	\$28,632.87
City of Wausau MSIGT	17529	N 4th Ave W Bridge St Knox St (Break)	Reconstruction	\$580,000.00	\$109,147.75
Town of Weston TRI	17541	Taliesin Way CTH J (Termini) Taliesin Way (Termini)	Pavement Replacement	\$120,000.00	\$28,632.87
Town of Norrie TRI	17562	Hilly Acres Rd STH 29 (Termini) Bass Lake Rd	Pavement Replacement	\$276,065.46	\$28,632.87

Local Roads Improvement Program (LRIP) 2022 - 2023 LRIP Project County Report

Municipality Component	Project Number	On Route From Route To Route	Improvement Type	Total Project Cost	Approved Reimbursement Amount
Town of Holton TRI	17575	Fence Rd STH 13 (Termini) Rosedale Ave	Reconstruction	\$90,000.00	\$28,632.87
Marathon County CHI	17729	CTH S County Road C (Break) CTH N (Break)	Reconditioning	\$975,000.00	\$403,594.86
City of Wausau MSID	17825	S 17th Ave Connector STH 52 to S 17th Ave (Break) Elm St (2) (Termini)	Reconstruction	\$1,400,000.00	\$400,000.00
Village of Athens MSID	17898	Schlegel St Maple St Elm St	Reconstruction	\$511,899.00	\$255,949.50
		Elm St Caroline St (Termini) Schlegel St			
		Elm St Schlegel St Pine St			
Town of Rib Mountain TRID	17929	Lilac Ave Phlox Ln Morning Glory Ln (Termini)	Reconstruction	\$2,277,000.00	\$1,133,262.90
		Morning Glory Ln Lilac Ave Rib Mountain Dr			
Village of Marathon City MSILT	18124	Market St 1st St 3rd St	Resurfacing	\$39,536.80	\$19,768.40
Village of Edgar MSILT	18125	Thomas Hill Rd 1st Ave S Wisconsin Ave	Reconstruction	\$171,390.88	\$33,854.73
Town of Ringle TRI	18139	River Rd Stonehill Ln Happy Trails Ln	Pavement Replacement	\$214,590.00	\$28,632.89
Town of Knowlton TRI	18148	Dubay Dr STH 34 (Termini) Duck Point Rd	Reconstruction	\$64,000.00	\$28,632.87
Town of Harrison TRI	18149	Brookside Rd CTH HH (Termini) Tobias Rd	Pavement Replacement	\$75,000.00	\$28,632.87
Marathon County CHIS	18215	CTH F CTH C CTH P (Break)	Pavement Replacement	\$1,051,000.00	\$728,755.21
		CTH F CTH N (Break) Crossover STH 29 (Break)			
Town of Day TRI	18255	Bangart Rd CTH C Eau Pleine Rd (Termini)	Reconstruction	\$200,000.00	\$28,632.87

Local Roads Improvement Program (LRIP) 2022 - 2023 LRIP Project County Report

Municipality Component	Project Number	On Route From Route To Route	Improvement Type	Total Project Cost	Approved Reimbursement Amount
Town of Bevent TRI	18267	Harvest Dr CTH Y (Termini) Moraine Rd (Termini)	Pavement Replacement	\$180,000.00	\$28,632.82
Village of Marathon City MSILT	18309	2nd St Pine St STH 107	Resurfacing	\$310,000.00	\$14,086.33
		2nd St STH 107 East St			
TOTAL for Marathon County				\$12,657,861.55	\$5,332,043.02
Marinette County					
Town of Middle Inlet TRI	17372	Wayside Rd Sweetheart City Rd Pleasant Rd	Pavement Replacement	\$126,789.50	\$26,754.91
City of Peshtigo MSILT	17373	Oak St Beebe Ave Cranberry Ave	Pavement Replacement	\$58,000.00	\$19,258.76
Town of Pembine TRI	17374	Minnie St Sauld St Leon St	Pavement Replacement	\$60,000.00	\$26,754.91
Village of Coleman MSILT	17400	River Rd N T Ave (Termini) West Ave (Termini)	Reconstruction	\$114,625.00	\$19,258.76
Town of Wagner TRI	17406	Broennenberg Rd Four Lakes Rd (Termini) Old Rail Rd (Termini)	Pavement Replacement	\$192,200.00	\$26,754.91
Town of Athelstane TRI	17676	Northway Dr Benson Lake Rd (Termini) Bennett Rd	Reconditioning	\$54,854.07	\$26,754.91
Town of Silver Cliff TRID	17699	Old J Rd Limberg Ln Harper Rd	Pavement Replacement	\$193,700.00	\$74,655.00
Town of Silver Cliff TRI	17783	Old J Rd Limberg Ln Osprey Ln	Pavement Replacement	\$100,000.00	\$26,754.91
Marinette County CHI	17805	CTH F CTH C (Termini) CTH F (Termini)	Reconditioning	\$418,000.00	\$167,385.08
City of Marinette MSILT	17847	Reines St McAllister Ave (Termini) Owena St (Termini)	Pavement Replacement	\$141,026.00	\$19,258.76
Town of Wagner TRIS	17862	Cottage Ln STH 180 (Termini) Bruette Rd (Termini)	Reconstruction	\$805,000.00	\$558,670.00
Town of Beecher TRI	17873	Crowe Rd Pembine-Beecher Rd (Termini) Weckerle Rd	Pavement Replacement	\$79,000.00	\$26,754.91
Town of Goodman TRI	17874	Oneonta Dr CTH H (Termini) Hilbert Dr (Termini)	Pavement Replacement	\$98,000.00	\$26,754.91

Local Roads Improvement Program (LRIP) 2022 - 2023 LRIP Project County Report

Municipality Component	Project Number	On Route From Route To Route	Improvement Type	Total Project Cost	Approved Reimbursement Amount
Town of Grover TRI	17893	Forest View Rd CTH B (Termini) Tower Hill Rd	Pavement Replacement	\$178,000.00	\$26,754.91
Town of Athelstane TRID	17906	Northway Dr Eagle River Rd Bennett Rd	Pavement Replacement	\$240,000.00	\$119,448.00
Town of Porterfield TRI	18108	River Dr STH 64 (Termini) Peters Rd	Resurfacing	\$123,600.00	\$26,754.95
Marinette County CHIS	18221	CTH A Duke Ln Newton Lake Rd	Reconditioning	\$1,160,000.00	\$575,640.50
TOTAL for Marinette County				\$4,142,794.57	\$1,794,369.09
Marquette County					
Town of Mekan TRID	17276	Eagle Rd Soda Rd STH 73 (Termini)	Pavement Replacement	\$320,578.15	\$136,436.49
Town of Oxford TRI	17360	Fur Dr Fur Rd CTH A (Termini)	Resurfacing	\$43,369.92	\$11,441.50
		Fur Rd CTH O (Termini) Fur Dr (Termini)			
Town of Shields TRI	17427	Eagle Rd (2) CTH N 19th Rd (Termini)	Resurfacing	\$18,003.36	\$9,001.68
Marquette County CHI	17428	CTH J CTH M Ember Dr	Pavement Replacement	\$558,541.00	\$97,074.37
Town of Buffalo TRI	17431	17th Rd CTH O (Termini) STH 22	Resurfacing	\$50,945.18	\$11,441.45
Town of Mekan TRI	17683	Eagle Rd STH 73 (Termini) 19th Rd	Resurfacing	\$26,000.00	\$11,441.50
Town of Newton TRI	17957	Dakota Rd 11th Dr (Termini) CTH Z (Termini)	Resurfacing	\$26,000.00	\$11,441.50
Town of Montello TRI	17965	18th Rd STH 23 (Termini) Fern Ave	Resurfacing	\$45,000.00	\$11,441.50
Marquette County CHIS	18213	CTH J STH 22 Holmes Rd (Termini)	Pavement Replacement	\$540,000.00	\$281,342.33
Town of Springfield TRI	18303	Dakota Ave CTH JJ (Termini) Dakota Ave (Break)	Resurfacing	\$35,000.00	\$11,441.50
TOTAL for Marquette County				\$1,663,437.61	\$592,503.82
Menominee County					

Local Roads Improvement Program (LRIP) 2022 - 2023 LRIP Project County Report

Municipality Component	Project Number	On Route From Route To Route	Improvement Type	Total Project Cost	Approved Reimbursement Amount
Town of Menominee TRIS	18116	Long Lake Rd CTH VV (Termini) Trails End Rd	Resurfacing	\$364,100.00	\$252,685.40
Town of Menominee TRI	18171	Hillcrest Ln Wolf River Dr (Termini) Hillcrest Ln (Termini)	Pavement Replacement	\$199,557.36	\$13,220.52
		Mill Parking N 1st St (Termini) CTH M (Termini)			
		Emile Ct Moshawquit Lake Rd (Termini) Emile Ct (Termini)			
		Red Wing Way Long Lake Rd (Termini) Red Wing Way (Termini)			
Menominee County CHIS	18206	CTH M STH 55 (Break) South Branch Rd	Pavement Replacement	\$433,046.66	\$216,517.85
TOTAL for Menominee County				\$996,704.02	\$482,423.77
Milwaukee County					
City of Franklin MSIGT	17316	S 66th St W Drexel Ave (1) S 66th St (Termini)	Resurfacing	\$376,316.00	\$94,501.65
		W Robinwood Ln (1) S 66th St (Termini) W Robinwood Ln (1) (Break)			
		W Charles Ct Termini S 66th St (Termini)			
		S Drake Ln Termini W Drake Ln (Termini)			
		W Drake Ln Termini S Drake Ln (Termini)			
		W Franklin Dr S 52nd Dr S 60th St (Termini)			
City of Milwaukee MSIGT	17346	N 23rd St W Keefe Ave (Break) W Vienna Ave	Reconditioning	\$2,550,440.00	\$1,078,533.06
		N 28th St N Teutonia Ave (Break) N 28th St (Break)			
		N 81st St W Acacia St W Casper St (Break)			
		W Concordia Ave N 20th St (Break) N 22nd St (1) (Break)			

Local Roads Improvement Program (LRIP) 2022 - 2023 LRIP Project County Report

Municipality Component	Project Number	On Route From Route To Route	Improvement Type	Total Project Cost	Approved Reimbursement Amount
		W Fairmount Ave N Hopkins St N Sherman Blvd			
		N Fratney St E Vienna Ave (Break) W Capitol Dr (Termini)			
		W Grant St S 33rd St S 35th St			
		S Lenox St E Norwich St (Break) E Howard Ave			
		W Thurston Ave N 87th St (Break) N 91st St			
		E Tripoli Ave (1) S Kansas Ave S Brust Ave			
Village of Whitefish Bay MSILT	17488	E Belle Ave Lake Dr N Shore Dr (Termini)	Resurfacing	\$110,644.44	\$43,783.47
		E Birch Ave N Lydell Ave (Termini) N Kent Ave			
		E Glen Ave N Marlborough Dr (Termini) N Danbury Rd			
		N Danbury Rd E Glen Ave STH 32 (Termini)			
		N Maitland Ct E Day Ave (Termini) E Belle Ave (Termini)			
City of South Milwaukee MSIGT	17503	14th Ave Milwaukee Ave Drexel Blvd	Pavement Replacement	\$797,130.23	\$43,149.48
City of West Allis MSIGT	17524	S 57th St W Beloit Rd (Break) W Mobile St	Reconstruction	\$921,200.00	\$120,996.31
Village of River Hills MSILT	17648	Dean Cir (1) Termini Dean Rd (Termini)	Pavement Replacement	\$119,660.00	\$26,445.40
Village of Bayside MSILT	17655	E Hermitage Rd N Pelham Pkwy (Termini) N Fielding Rd (Break)	Resurfacing	\$115,600.00	\$25,990.03
		Manor Cir Ellsworth Ln (Termini) N Tennyson Dr (Termini)			

Local Roads Improvement Program (LRIP) 2022 - 2023 LRIP Project County Report

Municipality Component	Project Number	On Route From Route To Route	Improvement Type	Total Project Cost	Approved Reimbursement Amount
City of Greenfield MSID	17824	S 68th St W Edgerton Ave CTH Y	Pavement Replacement	\$1,485,000.00	\$400,000.00
City of Oak Creek MSIGT	18136	S Manitowoc Ave E Marshall Ave Marquette Ave (Termini)	Resurfacing	\$242,000.00	\$85,429.64
Milwaukee County CHI	18152	CTH T S 108th St (Break) W Morgan Ave	Reconstruction	\$5,250,000.00	\$1,518,814.18
Milwaukee County CHID	18154	CTH U S County Line Rd (1) (Termini) S Creekview Ct	Reconstruction	\$7,880,000.00	\$1,467,167.63
City of Wauwatosa MSIGT	18160	W Wisconsin Ave N 106th St N 98th St	Reconditioning	\$1,397,058.00	\$103,497.33
Village of Shorewood MSILT	18167	E Stratford Ct N Maryland Ave (Termini) N Prospect Ave	Reconstruction	\$330,000.00	\$32,183.00
City of Cudahy MSILT	18169	S Cory Ave S Kirkwood Ave (Termini) E Kimberly Ave	Reconstruction	\$170,500.00	\$63,295.91
		S Kirkwood Ave Tarbert Ct S Cory Ave (Termini)			
		S Cory Ave E Kimberly Ave S Kirkwood Ave (Termini)			
City of Greenfield MSIGT	18176	S 68th St W Cold Spring Rd Crossover STH 24 (5) (Termini)	Pavement Replacement	\$880,000.00	\$76,311.53
Milwaukee County CHIS	18228	CTH D CTH G Green Bay Rd (Termini)	Reconstruction	\$6,000,000.00	\$2,631,333.87
		CTH G W Bradley Rd N Teutonia Ave (Termini)			
		CTH D W Bradley Rd CTH G			
City of Glendale MSILT	18307	Coventry Ct Port Washington Rd (Termini) Coventry Ct (Termini)	Pavement Replacement	\$174,801.57	\$69,318.13
		N Longview Dr W Rochelle Ave (1) N Rock Ledge Ave (Break)			
TOTAL for Milwaukee County				\$28,800,350.24	\$7,880,750.62
Monroe County					
Town of Portland TRIS	17223	Ogden Ave STH 27 (Termini) Hagen St (Termini)	Reconditioning	\$574,000.00	\$398,356.00

Local Roads Improvement Program (LRIP) 2022 - 2023 LRIP Project County Report

Municipality Component	Project Number	On Route From Route To Route	Improvement Type	Total Project Cost	Approved Reimbursement Amount
Town of Byron TRID	17260	Fountain Ave Franklin Rd CTH PP (Termini)	Reconditioning	\$495,700.00	\$246,709.89
Village of Melvina MSILT	17481	Mascot Ave Mascot Ave (Termini) STH 27 (Termini)	Reconstruction	\$26,714.84	\$13,357.42
Village of Wilton MSILT	17537	Center St Packard St Main St	Pavement Replacement	\$108,308.20	\$16,382.10
Town of Greenfield TRI	17543	Flanagan Rd Flatiron Ave (Termini) Flatrock Ave (Termini)	Reconditioning	\$54,647.85	\$22,500.00
Town of Byron TRI	17580	Dublin Rd Drake Ave (Termini) Driftwood Ave	Reconditioning	\$495,500.00	\$50,000.00
Village of Kendall MSILT	17762	Bruce Ave Mari St Roberta St (Termini)	Pavement Replacement	\$41,425.00	\$16,442.10
Town of La Grange TRI	17806	England Rd Embay Ave CTH G (Break)	Reconditioning	\$155,000.00	\$19,006.38
Town of Angelo TRI	17882	Goodwater Ave STH 21 (Termini) Goodwater Ave (Termini)	Pavement Replacement	\$176,890.00	\$47,846.40
		Inspiration Ave Janus Ave (Termini) Inspiration Ave (Termini)			
		Hilltop Rd Haven Ave (Termini) Janus Ave (Termini)			
Village of Oakdale MSID	17937	E Cougar Dr CTH PP (Termini) Bobcat Dr (Termini)	Pavement Replacement	\$509,000.00	\$254,500.00
		Bobcat Dr E Cougar Dr (Termini) USH 12 (Termini)			
Village of Cashton MSILT	17944	Green St STH 33 (Termini) Wisconsin St (Termini)	Reconstruction	\$102,100.00	\$16,442.10
Town of La Grange TRID	18112	Ellsworth Rd STH 21 (Termini) Elgin Ave	Reconditioning	\$1,430,100.00	\$711,760.77
Monroe County CHI	18237	CTH BC Gate Rd Garland Ave	Reconditioning	\$360,000.00	\$179,172.39
Town of Leon TRI	18271	Kale Rd Kaiser Ave CTH J (Termini)	Resurfacing	\$86,045.00	\$9,503.19
TOTAL for Monroe County				\$4,615,430.89	\$2,001,978.74
Oconto County					

Local Roads Improvement Program (LRIP) 2022 - 2023 LRIP Project County Report

Municipality Component	Project Number	On Route From Route To Route	Improvement Type	Total Project Cost	Approved Reimbursement Amount
Town of Oconto TRI	17285	Delcore Rd Elm Grove School Rd Waricharet Ln	Reconstruction	\$136,525.00	\$19,650.16
		Delcore Rd S Range Line Rd (Termini) Gallon Rd			
Town of Stiles TRID	17343	Guelig Rd Meadow Brook Rd CTH I (Termini)	Reconstruction	\$148,423.00	\$73,870.13
Town of Brazeau TRI	17377	Brazeau Town Hall Rd CTH Z (Termini) Lee Lake Rd (Termini)	Pavement Replacement	\$95,348.60	\$19,650.16
Town of Spruce TRI	17385	Goatsville Rd N Porcupine Lake Rd Charolais Rd (Termini)	Reconstruction	\$76,436.40	\$19,650.16
Town of Maple Valley TRI	17491	Valley Line Rd Fifield Rd (Termini) CTH G (Break)	Pavement Replacement	\$62,000.00	\$19,650.16
Town of Chase TRI	17713	Dudzik Rd Demney Rd Wawiorka Rd (Termini)	Pavement Replacement	\$60,455.13	\$19,650.16
Town of Oconto Falls TRI	17714	Busy Nook Rd CTH B Little Beaver Lake Rd	Reconstruction	\$77,458.00	\$19,650.16
Town of Bagley TRI	17735	Deer Lake Rd White Lake Rd (Termini) Wescott Lake Rd (Termini)	Pavement Replacement	\$45,000.00	\$19,650.16
Town of Mountain TRI	17752	Emily Rd Silver Hill Rd (Termini) CTH W (Termini)	Pavement Replacement	\$55,000.00	\$19,650.16
Town of Riverview TRI	17774	Tar Dam Rd Nolting Ln Holts Spur Ln	Pavement Replacement	\$292,500.00	\$19,650.16
		Tar Dam Rd Holts Spur Ln STH 32 (Termini)			
City of Oconto MSID	17817	Spies Rd CTH Y (Termini) Park Ln (Termini)	Reconstruction	\$685,000.00	\$342,500.00
		Park Ln Spies Rd (Termini) CTH Y (Termini)			
		Yacht Club Rd Spies Rd (Termini) Spies Rd (Termini)			
City of Oconto MSILT	17864	Congress St Main St (Termini) Park Ave	Pavement Replacement	\$200,000.00	\$31,548.19

Local Roads Improvement Program (LRIP) 2022 - 2023 LRIP Project County Report

Municipality Component	Project Number	On Route From Route To Route	Improvement Type	Total Project Cost	Approved Reimbursement Amount
Town of Maple Valley TRIS	18115	Valley Line Rd CTH G (Break) Fifield Rd (Termini)	Pavement Replacement	\$125,000.00	\$86,750.00
Oconto County CHID	18133	CTH BB Old Bb Rd (Termini) Forest Ave	Pavement Replacement	\$1,640,000.00	\$588,438.00
		CTH G STH 22 (Termini) CTH A			
Town of Breed TRI	18137	Central Rd N Branch Rd STH 32 (Termini)	Pavement Replacement	\$100,000.00	\$19,650.16
Town of Townsend TRI	18138	Presbyterian Rd CTH T (Termini) Bullfrog Bend	Pavement Replacement	\$107,855.00	\$19,650.16
Oconto County CHI	18144	CTH W STH 32 Bear Paw Rd	Pavement Replacement	\$580,000.00	\$158,788.48
Town of Morgan TRI	18193	Morgan Marsh Rd STH 32 (Termini) Wery Rd	Pavement Replacement	\$49,208.60	\$19,650.17
Oconto County CHIS	18226	CTH V Cardinal Rd CTH VV	Structure	\$943,000.00	\$575,640.50
		CTH CC Scott Dr Pine St			
TOTAL for Oconto County				\$5,479,209.73	\$2,093,337.23
Oneida County					
Oneida County CHIS	17201	CTH D STH 47 (Break) CTH E	Reconditioning	\$470,000.00	\$216,517.85
Town of Crescent TRIS	17233	S River Rd USH 8 (Termini) S River Rd (Termini)	Pavement Replacement	\$1,231,278.00	\$854,506.93
Town of Pine Lake TRIS	17234	River Rd Eagles Bluff Rd Hilstrom Dr (Termini)	Pavement Replacement	\$926,218.32	\$599,963.00
Town of Three Lakes TRID	17258	Winkler Rd STH 32 (Termini) USH 45 (Termini)	Reconstruction	\$910,125.94	\$436,582.44
Town of Stella TRI	17489	Camp Bryn Afon Rd Sunset Ln Moens Lake Dr	Resurfacing	\$110,000.00	\$26,201.27
Town of Woodruff TRI	17522	Einer Ln Gritzmachen Rd (Termini) Emerson Rd (Termini)	Pavement Replacement	\$49,786.75	\$24,750.00
Town of Nokomis TRI	17547	Lee Rd Lylas Rd Prairie Rapids Rd	Reconstruction	\$82,867.47	\$26,201.27

Local Roads Improvement Program (LRIP) 2022 - 2023 LRIP Project County Report

Municipality Component	Project Number	On Route From Route To Route	Improvement Type	Total Project Cost	Approved Reimbursement Amount
City of Rhinelander MSILT	17581	Hemlock St Balsam St Davenport St (Termini)	Pavement Replacement	\$91,000.00	\$22,804.48
Town of Crescent TRI	17682	Oak Ln CTH N (Termini) Oak Ln (Termini)	Pavement Replacement	\$65,000.00	\$26,201.27
		Green Bass Rd Logging Camp Rd Green Bass Rd (Termini)			
Town of Woodboro TRI	17719	Spring Creek Rd USH 8 (Termini) Old School Rd	Pavement Replacement	\$117,000.00	\$26,201.27
Town of Three Lakes TRI	17868	W School St STH 32 Anderson St (Break)	Reconstruction	\$110,300.00	\$26,201.27
Town of Hazelhurst TRI	17931	S Shore Dr Mill Rd (Termini) Miller Lake Rd	Reconstruction	\$170,000.00	\$27,652.55
Town of Minocqua TRI	17939	Doctor Pink Dr Old Hwy 70 (Termini) Dam Rd	Reconditioning	\$100,622.50	\$26,201.27
City of Rhinelander MSID	17940	Messer St Rose St Hodag Beach Dr (Termini)	Reconstruction	\$1,150,000.00	\$400,000.00
		Rose St Messer St Rose St (Termini)			
		Lake Shore Dr Doyle St Rose St (Termini)			
Town of Minocqua TRIS	17942	Titus Rd Lee Rd (Termini) Titus Rd (Termini)	Reconditioning	\$500,000.00	\$347,000.00
		Lee Rd Spruce St Titus Rd (Termini)			
		Spruce St Fir St (Termini) Lee Rd (Termini)			
		Cedar Rd Spruce St (Termini) Lee Rd (Termini)			
		Pine Rd Fir St (Termini) Lee Rd (Termini)			
		Cedar Rd Spruce St (Termini) Lee Rd (Termini)			

Local Roads Improvement Program (LRIP)

2022 - 2023 LRIP Project County Report

Municipality Component	Project Number	On Route From Route To Route	Improvement Type	Total Project Cost	Approved Reimbursement Amount
		Fir St Crossover USH 51 (Break) Pine Rd (Termini)			
Oneida County CHI	18172	CTH K Trout Creek Rd CTH N	Pavement Replacement	\$340,000.00	\$109,382.77
TOTAL for Oneida County				\$6,424,198.98	\$3,196,367.64
Outagamie County					
Town of Cicero TRIS	17221	State Rd Deerview Rd (Termini) State Rd (Termini)	Pavement Replacement	\$349,139.00	\$242,302.47
Town of Bovina TRID	17246	Koepke Rd STH 76 La Marche Rd	Pavement Replacement	\$397,585.61	\$191,614.50
Town of Black Creek TRI	17511	Ott Rd State Rd (Termini) STH 47	Resurfacing	\$225,000.00	\$78,586.61
City of Appleton MSIGT	17733	E Lawrence St W Lawrence St (Termini) S Durkee St (Termini)	Reconstruction	\$896,649.00	\$181,953.74
City of Kaukauna MSILT	17813	Canal St Termini Catherine St (Termini)	Reconstruction	\$630,000.00	\$117,448.86
		Oak St Schultheis St (Termini) Island St (Termini)			
		Schultheis St Elm St (Termini) Oak St (Termini)			
Town of Seymour TRI	17886	Isaar Rd Pearl Rd (Termini) CTH G	Pavement Replacement	\$179,510.86	\$44,673.23
Outagamie County CHIS	18191	CTH H CTH EE (Termini) STH 54 (Termini)	Resurfacing	\$825,000.00	\$299,987.67
Outagamie County CHIS	18211	CTH D STH 76 CTH D (Break)	Pavement Replacement	\$1,150,000.00	\$275,640.52
TOTAL for Outagamie County				\$4,652,884.47	\$1,432,207.60
Ozaukee County					
Town of Cedarburg TRID	17269	Sherman Rd Horns Corners Rd STH 181 (Termini)	Pavement Replacement	\$286,628.98	\$103,839.35
City of Mequon MSIGT	17538	Granville Rd Bonniwell Rd CTH C (Termini)	Pavement Replacement	\$240,900.00	\$92,661.84
Village of Belgium MSILT	17583	Park St Elm St (Termini) Chestnut St	Reconstruction	\$940,554.05	\$18,293.48

Local Roads Improvement Program (LRIP) 2022 - 2023 LRIP Project County Report

Municipality Component	Project Number	On Route From Route To Route	Improvement Type	Total Project Cost	Approved Reimbursement Amount
Town of Belgium TRI	17641	Pebble Beach Rd CTH LL (Termini) Sauk Trail Rd (Termini)	Resurfacing	\$75,522.25	\$14,666.09
City of Cedarburg MSILT	17894	Garfield St McKinley Blvd (Termini) Fillmore Ave	Reconstruction	\$410,000.00	\$51,700.00
		Fillmore Ave Hamilton Rd (Termini) Garfield St (Termini)			
Town of Port Washington TRI	18014	Norport Dr Norridge Trl Norport Dr (Termini)	Reconditioning	\$50,000.00	\$14,666.09
Village of Saukville MSILT	18040	Stoney Ridge Way Mill St (Termini) N Dries St (1) (Termini)	Resurfacing	\$270,000.00	\$24,000.00
Town of Belgium TRIS	18110	Silver Beach Rd W Silver Beach Rd (Break) CTH LL	Reconstruction	\$1,000,000.00	\$694,000.00
Ozaukee County CHID	18249	CTH KW CTH H (Termini) Lake Dr	Reconstruction	\$800,000.00	\$322,176.02
Village of Thiensville MSILT	18275	Alta Loma Dr Freistadt Rd (Termini) Heidel Rd	Pavement Replacement	\$340,000.00	\$21,500.00
		Madero Dr Freistadt Rd Heidel Rd			
		Grand Ave Alta Loma Dr Madero Dr			
		Sunny Ln Alta Loma Dr (Break) Madero Dr (Termini)			
Ozaukee County CHI	18276	CTH LL Green Bay Rd CTH B	Pavement Replacement	\$600,000.00	\$189,528.53
		CTH KK Green Bay Rd Mink Ranch Rd			
TOTAL for Ozaukee County				\$5,013,605.28	\$1,547,031.40
Pepin County					
Pepin County CHIS	17208	CTH F CTH F (Termini) Country Ln	Reconstruction	\$189,767.36	\$170,790.62
City of Durand MSIS	17305	Madison St 8th Ave W (Termini) 2nd Ave E	Reconstruction	\$1,733,797.50	\$866,898.75
Town of Stockholm TRI	17585	Larson Ln CTH E (Termini) Larson Ln (Termini)	Resurfacing	\$11,456.27	\$5,728.13

Local Roads Improvement Program (LRIP) 2022 - 2023 LRIP Project County Report

Municipality Component	Project Number	On Route From Route To Route	Improvement Type	Total Project Cost	Approved Reimbursement Amount
City of Durand MSILT	17596	12th Ave E E Prospect St 12th Ave E (Termini)	Resurfacing	\$26,600.00	\$9,206.61
Pepin County CHI	17622	CTH SS CTH D CTH D	Reconstruction	\$138,088.97	\$65,159.47
Town of Waterville TRI	18064	Laschinger Ln CTH XX (Termini) Laschinger Ln (Termini)	Resurfacing	\$40,000.00	\$18,877.33
		Wakefield Ln Big Coulee Rd (Termini) Wakefield Ln (Termini)			
Pepin County CHID	18066	CTH Z CTH X (Termini) CTH Z (Termini)	Reconstruction	\$469,654.00	\$207,398.65
		CTH JJ STH 35 (Termini) CTH J (Termini)			
Pepin County CHI	18067	CTH PP V Schuh Ln (1) CTH FF (Termini)	Reconstruction	\$90,000.00	\$43,346.99
Pepin County CHIS	18298	CTH SS CTH D CTH D	Reconstruction	\$138,088.97	\$6,993.02
TOTAL for Pepin County				\$2,837,453.07	\$1,394,399.57
Pierce County					
Village of Spring Valley MSILT	17479	Newman Ave Central St Akers St	Reconstruction	\$98,269.00	\$17,455.58
Town of Ellsworth TRI	17518	480th Ave 530th St (Termini) 480th Ave (Termini)	Reconditioning	\$364,000.00	\$25,041.46
Town of Spring Lake TRI	17519	870th Ave 850th Ave (Termini) 50th St (Termini)	Resurfacing	\$53,000.00	\$25,041.46
Village of Bay City MSILT	17618	Lake Pepin Blvd Pepin St (Termini) Lake Pepin Blvd (Termini)	Pavement Replacement	\$46,000.00	\$17,455.59
Town of Gilman TRID	17658	750th Ave CTH N CTH BB (Termini)	Structure	\$1,056,370.00	\$525,755.35
Town of Oak Grove TRIS	17979	1208th St STH 35 (Termini) 508th Ave	Reconstruction	\$750,510.00	\$520,853.94
Village of Maiden Rock MSILT	18010	385th St 110th Ave 385th St (Termini)	Pavement Replacement	\$52,500.00	\$17,455.58
Pierce County CHID	18022	CTH I STH 29 (Termini) CTH B (Termini)	Pavement Replacement	\$355,736.07	\$102,752.56

Local Roads Improvement Program (LRIP) 2022 - 2023 LRIP Project County Report

Municipality Component	Project Number	On Route From Route To Route	Improvement Type	Total Project Cost	Approved Reimbursement Amount
		CTH B Pierce - St Croix Rd (Termini) CTH I			
Pierce County CHI	18023	CTH CC STH 29 (Termini) 770th Ave	Pavement Replacement	\$290,000.00	\$142,844.61
Town of Rock Elm TRI	18031	570th Ave (1) CTH PP (Break) 150th Ave (Termini)	Reconstruction	\$160,000.00	\$25,041.46
Town of Martell TRI	18072	570th St 690th Ave (Termini) USH 63 (Termini)	Pavement Replacement	\$70,898.59	\$25,041.46
City of Prescott MSILT	18096	Elm St Kinnickinnic St Washington St (Termini)	Reconstruction	\$1,460,000.00	\$17,455.59
Pierce County CHIS	18247	CTH CC 710th Ave 570th Ave	Reconstruction	\$765,000.00	\$327,758.32
Town of Salem TRI	18266	235th Ave 370th St 320th St	Resurfacing	\$89,136.60	\$25,041.46
TOTAL for Pierce County				\$5,611,420.26	\$1,814,994.42
Polk County					
Polk County CHI	17152	CTH D USH 8 CTH G (Termini)	Resurfacing	\$945,554.94	\$171,761.39
Town of Beaver TRI	17303	15th St 135th Ave 150th Ave (Termini)	Pavement Replacement	\$200,192.88	\$18,013.72
Village of Clear Lake MSID	17327	3rd St 55th St (Termini) 3rd Ave	Reconstruction	\$1,453,200.00	\$400,000.00
Village of Luck MSID	17328	Park Ave Main St (Termini) 7th St	Reconstruction	\$960,800.00	\$400,000.00
Village of Clear Lake MSILT	17434	Village View St 5th St NW (Termini) Village View St (Termini)	Resurfacing	\$164,825.02	\$10,662.86
Town of Lincoln TRI	17435	75th St 100th Ave 120th Ave (Termini)	Reconstruction	\$279,318.00	\$18,013.72
Town of Luck TRI	17436	270th Ave STH 35 150th St	Resurfacing	\$109,409.83	\$18,013.72
Town of Clayton TRI	17493	Co. Line Rd 60th Ave (Termini) 65th Ave	Resurfacing	\$60,010.67	\$18,013.72
Village of Luck MSILT	17496	4th St 3rd Ave (Termini) Park Ave (Break)	Pavement Replacement	\$71,789.35	\$10,662.86

Local Roads Improvement Program (LRIP) 2022 - 2023 LRIP Project County Report

Municipality Component	Project Number	On Route From Route To Route	Improvement Type	Total Project Cost	Approved Reimbursement Amount
Village of Frederic MSILT	17513	Peake Ave STH 48 Elm St	Pavement Replacement	\$19,672.26	\$9,836.13
Town of Saint Croix Falls TRI	17690	208th St USH 8 (Break) 140th Ave (Termini)	Pavement Replacement	\$192,768.00	\$18,013.72
Town of Balsam Lake TRI	17708	130th St 150th Ave CTH I (Termini)	Pavement Replacement	\$274,033.91	\$18,013.72
Town of West Sweden TRI	17715	160th St 160th St (Termini) 310th Ave	Pavement Replacement	\$239,757.11	\$18,013.72
		310th Ave 160th St (Termini) 3rd Ave (Break)			
Town of Eureka TRI	17753	210th St CTH G (Break) 210th Ave (Termini)	Resurfacing	\$156,977.46	\$18,013.72
Polk County CHID	17771	CTH P USH 63 (Break) CTH A	Pavement Replacement	\$715,923.00	\$350,000.00
Village of Clayton MSILT	17773	Clayton Ave CTH D (Break) Polk Barron St (Termini)	Resurfacing	\$99,420.64	\$10,662.84
Polk County CHIS	17789	CTH JJ USH 63 CTH J	Pavement Replacement	\$800,000.00	\$393,369.66
Town of Sterling TRI	17794	River Rd 285th Ave County Line (Termini)	Resurfacing	\$196,034.00	\$18,013.72
Town of Bone Lake TRI	17814	250th Ave CTH GG (Termini) CTH I (Break)	Pavement Replacement	\$170,000.00	\$53,122.36
City of Saint Croix Falls MSILT	17840	North Star Ln Old Hwy 8 (Termini) Red Fox Trl (Termini)	Resurfacing	\$60,000.00	\$10,662.86
Town of Alden TRID	17845	210th St O Ave (Termini) 10th Ave (Break)	Reconstruction	\$515,593.00	\$256,610.64
Town of Garfield TRI	17850	150th St CTH K (Termini) 70th Ave (Break)	Pavement Replacement	\$129,000.00	\$18,013.67
Town of Black Brook TRIS	18107	60th Ave Griffin St (Termini) CTH F	Reconditioning	\$910,000.00	\$631,540.00
Town of Osceola TRI	18300	70th Ave 210th St Nye Ln (Break)	Pavement Replacement	\$169,000.00	\$18,013.72
TOTAL for Polk County				\$8,893,280.07	\$2,907,042.47
Portage County					

Local Roads Improvement Program (LRIP) 2022 - 2023 LRIP Project County Report

Municipality Component	Project Number	On Route From Route To Route	Improvement Type	Total Project Cost	Approved Reimbursement Amount
Portage County CHIS	17210	CTH Z Edgewood Rd CTH A (Break)	Reconditioning	\$974,376.85	\$514,775.13
Town of Hull TRI	17633	Pioneer Rd Torun Rd Northstar Dr	Reconditioning	\$100,000.00	\$41,431.70
Town of Amherst TRI	17634	Bestul Rd Olson Rd Isaacson Rd	Resurfacing	\$120,000.00	\$41,431.71
Portage County CHI	17637	CTH HH CTH P W Cornell Ave	Resurfacing	\$891,121.66	\$245,575.55
City of Stevens Point MSIGT	17656	Janick Cir Mary Ann Ave (Termini) Barbara's Ln (Termini)	Reconstruction	\$785,069.35	\$142,379.40
		Janick Cir W Ridge Rd (Termini) Janick Cir (Termini)			
		Ridge Rd Simonis St Janick Cir (Termini)			
Village of Whiting MSILT	17746	Autumn Ct Spring St (Termini) Autumn Ct (Termini)	Pavement Replacement	\$64,280.00	\$14,327.42
Town of Sharon TRID	17749	Edgewood Rd CTH Z (Termini) Edgewood Ln	Pavement Replacement	\$239,300.00	\$119,099.61
		Edgewood Rd Edgewood Ln Dairy Ln (Termini)			
Town of Sharon TRID	17751	Hillcrest Rd CTH Z (Termini) CTH I (Termini)	Reconstruction	\$382,000.00	\$190,121.40
Town of Grant TRIS	17755	Buena Vista Rd CTH F (Break) 130th St	Reconstruction	\$319,000.00	\$221,386.00
Town of Dewey TRI	17796	Torun Rd Pioneer Rd (Termini) Dewey Dr	Resurfacing	\$241,600.00	\$41,431.71
Village of Junction City MSILT	17843	Joe's Ct W Second St (Termini) Joe's Ct (Termini)	Reconstruction	\$74,000.00	\$14,327.42
Village of Junction City MSID	17844	W Second St CTH G (Break) Morgan Ave (Termini)	Reconstruction	\$325,000.00	\$162,500.00
Village of Amherst MSILT	18095	Laconia St Lincoln St (Termini) Wilson St (Termini)	Resurfacing	\$55,800.00	\$14,327.41

Local Roads Improvement Program (LRIP) 2022 - 2023 LRIP Project County Report

Municipality Component	Project Number	On Route From Route To Route	Improvement Type	Total Project Cost	Approved Reimbursement Amount
Town of Linwood TRI	18097	West River Dr W Timber Shores Dr Blue Heron Ln	Resurfacing	\$187,400.00	\$41,431.71
Portage County CHID	18104	CTH D CTH J (Termini) CTH Q	Resurfacing	\$966,000.00	\$468,209.41
Town of Hull TRIS	18265	Reserve Rd N Falcons Cove (Termini) Woodview Dr (Termini)	Reconstruction	\$1,830,000.00	\$1,270,020.00
		Reserve Dr N Reserve Rd N (Termini) Jordan Rd			
Village of Nelsonville MSILT	18279	Jerome St Oak St Jerome St (Termini)	Pavement Replacement	\$30,000.00	\$14,327.41
		Third St Oak St Third St (Termini)			
		Welton Dr CTH Q (Termini) Welton Dr (Termini)			
TOTAL for Portage County				\$7,584,947.86	\$3,557,102.99
Price County					
Town of Catawba TRI	17487	Hobbles Creek Rd CTH O (Termini) Hobbles Creek Rd (Termini)	Resurfacing	\$74,500.00	\$26,887.55
Town of Prentice TRI	17505	Cemetery Rd Old 8 Rd E CTH C (Termini)	Resurfacing	\$80,000.00	\$26,887.56
City of Park Falls MSILT	17507	8th Ave S 4th St S 7th St S (Termini)	Pavement Replacement	\$59,125.15	\$6,325.81
Town of Georgetown TRI	17542	White Birch Ln Skinner Creek Ln (Termini) Skinner Creek Ln (Termini)	Resurfacing	\$63,245.00	\$26,887.58
Price County CHI	17545	CTH W Up River Rd Forest Ln	Pavement Replacement	\$200,000.00	\$89,886.68
Town of Fifield TRID	17706	Walnut St Linden Ave (Termini) Walnut St (Termini)	Reconditioning	\$1,210,000.00	\$602,217.00
		Maple St Linden Ave (Break) Ridge Ave (Termini)			
		Spruce St STH 13 Ridge Ave			
		Pine St STH 13 Ridge Ave			

Local Roads Improvement Program (LRIP) 2022 - 2023 LRIP Project County Report

Municipality Component	Project Number	On Route From Route To Route	Improvement Type	Total Project Cost	Approved Reimbursement Amount
		Linden Ave STH 13 (Termini) STH 70 (Termini)			
		Balsam St STH 13 Linden Ave			
		Ridge Ave Pine St Walnut St (Termini)			
Town of Worcester TRID	17710	W Solberg Lake Rd Disappearing Creek Rd Swiss Point Rd	Structure	\$805,000.00	\$400,648.50
Town of Lake TRIS	17745	Omaha Rd (2) Termini CTH E (Termini)	Pavement Replacement	\$440,000.00	\$305,360.00
Town of Spirit TRI	17854	Forest Dr W CTH YY (Termini) Forest Dr E (Termini)	Structure	\$60,000.00	\$26,887.56
Town of Knox TRI	17925	E Central Ave Hereford Dr Little Creek Rd	Reconstruction	\$54,000.00	\$26,887.56
Village of Catawba MSILT	17946	South Ave USH 8 (Termini) CTH I	Resurfacing	\$18,500.00	\$6,325.81
City of Phillips MSILT	17948	Fifield St Flambeau Ave (Termini) Ash St	Reconstruction	\$40,000.00	\$6,325.81
Town of Fifield TRI	18088	Hicks Landing Rd King Rd W Club Rd	Reconditioning	\$75,000.00	\$26,887.57
Price County CHIS	18200	CTH B CTH E Old County B (Termini)	Pavement Replacement	\$900,000.00	\$216,517.85
TOTAL for Price County				\$4,079,370.15	\$1,794,932.84
Racine County					
Town of Burlington TRID	17247	Lake St CTH W (Termini) Weiler Rd (Termini)	Reconstruction	\$711,563.70	\$354,145.25
Village of Waterford MSID	17339	Main St Milwaukee St STH 36 (Break)	Reconstruction	\$1,200,000.00	\$400,000.00
Village of Waterford MSILT	17480	Milwaukee St Main St Aber Dr	Resurfacing	\$650,000.00	\$22,837.87
		Milwaukee St Aber Dr Division St			
		Milwaukee St Rockrohr Ct Rockrohr Ct			

Local Roads Improvement Program (LRIP) 2022 - 2023 LRIP Project County Report

Municipality Component	Project Number	On Route From Route To Route	Improvement Type	Total Project Cost	Approved Reimbursement Amount
		Milwaukee St Marina Ct Rockrohr Ct			
		Milwaukee St Marina Ct 5th St			
		Milwaukee St 5th St Foxmead Crossing			
		Milwaukee St Foxmead Crossing Kramer Dr (Termini)			
Town of Burlington TRI	17512	Shore Dr Front St (Termini) Shore Dr (Termini)	Resurfacing	\$100,113.06	\$18,049.32
Village of Mount Pleasant MSIGT	17556	Mt Vernon Way Termini Mt Vernon Way (Termini)	Resurfacing	\$589,900.00	\$71,425.69
		Potomac Pl Emmertsen Rd (Termini) Potomac Pl (Termini)			
		Centennial Ln Carriage Hills Dr (1) (Termini) Quaker Hill Rd			
		Patriot Way Mt Vernon Way (Termini) Quaker Hill Rd			
		Grand Prix Dr Mt Vernon Way (Termini) Grand Prix Dr (Break)			
Town of Waterford TRI	17567	Main St Crossover STH 36 (Break) Misty Ct (Termini)	Reconditioning	\$142,775.00	\$18,049.32
Village of Raymond MSILT	17576	3 Mile Rd 96th St 108th St (Termini)	Reconditioning	\$185,000.00	\$22,837.87
Village of Sturtevant MSILT	17636	Grayce Dr 94th St (Termini) 97th St (Termini)	Reconstruction	\$91,105.00	\$22,837.89
		94th St Grayce Dr (Break) Broadway Dr			
Village of Caledonia MSIGT	17638	Newberry Ln N Meadows Dr (Termini) Autumn Trl (Termini)	Resurfacing	\$160,578.98	\$75,747.27
		Shore Dr Sunshine Ln (Termini) Autumn Trl (Termini)			

Local Roads Improvement Program (LRIP) 2022 - 2023 LRIP Project County Report

Municipality Component	Project Number	On Route From Route To Route	Improvement Type	Total Project Cost	Approved Reimbursement Amount
		Autumn Trl Newberry Ln (Termini) Shore Dr (Termini)			
		Sunshine Ln Shore Dr (Termini) Newberry Ln			
Town of Waterford TRIS	17870	Town Line Rd Town Line Rd (Termini) N Lake Dr (Termini)	Reconditioning	\$1,050,000.00	\$728,700.00
City of Racine MSIGT	17897	Mount Pleasant St Yout St Rapids Dr	Resurfacing	\$405,950.00	\$159,776.55
City of Burlington MSID	17933	N Pine St Jefferson St Milwaukee Ave (Break)	Reconstruction	\$1,158,000.00	\$400,000.00
		E Chestnut St Milwaukee Ave (Termini) N Pine St (Termini)			
Village of Union Grove MSILT	17961	West St 11th Ave (Termini) West St (Termini)	Reconstruction	\$149,000.00	\$22,837.87
Village of Yorkville MSILT	17974	58th Rd 51st Dr 59th Dr	Resurfacing	\$515,047.00	\$22,837.87
Village of Union Grove MSID	17983	67th Dr 67th Dr (Termini) 58th Rd (Termini)	Reconstruction	\$1,640,000.00	\$400,000.00
Racine County CHI	18134	CTH T CTH X (Termini) Saratoga Ct	Reconditioning	\$725,000.00	\$355,167.66
		CTH T Saratoga Ct Maryland Ave			
		CTH T Maryland Ave Alden Ct			
		CTH T Alden Ct Winthrop Ave			
		CTH T Winthrop Ave STH 11 (Termini)			
Racine County CHID	18151	CTH V CTH C Kraut Rd	Reconditioning	\$1,100,000.00	\$470,806.50
		CTH V Kraut Rd Golf Rd			

Local Roads Improvement Program (LRIP) 2022 - 2023 LRIP Project County Report

Municipality Component	Project Number	On Route From Route To Route	Improvement Type	Total Project Cost	Approved Reimbursement Amount
		CTH V Golf Rd CTH K			
Racine County CHIS	18278	CTH G 51st St 43rd St (2)	Reconditioning	\$1,750,000.00	\$844,360.78
TOTAL for Racine County				\$12,324,032.74	\$4,410,417.71
Richland County					
Town of Eagle TRIS	17227	Hoosier Creek Rd Town Hall Rd (Termini) STH 80 (Termini)	Reconditioning	\$495,000.00	\$343,530.00
Town of Forest TRID	17272	River Dr STH 131 (Termini) STH 56 (Termini)	Resurfacing	\$185,000.00	\$92,074.50
Town of Akan TRI	17533	Hill Rd Dieter Hollow Rd (Termini) CTH E (Termini)	Reconstruction	\$67,088.00	\$33,544.00
Town of Richland TRI	17677	Hillview Rd Pauls Hill Rd (Termini) Crow Hill School Rd (Termini)	Resurfacing	\$145,000.00	\$67,649.43
Town of Richland TRID	17871	Maple Grove Dr Fairground Dr (Termini) Hustler Ridge Rd (Termini)	Pavement Replacement	\$205,000.00	\$102,028.50
Richland County CHI	17919	CTH W STH 60 (Termini) W Ridge Rd (Termini)	Pavement Replacement	\$352,836.00	\$119,456.94
Richland County CHIS	17921	CTH OO Santa Klaus Ln (Break) Riverview Ridge Dr	Pavement Replacement	\$427,680.00	\$384,912.00
TOTAL for Richland County				\$1,877,604.00	\$1,143,195.37
Rock County					
Town of Porter TRID	17244	W Leedle Mill Rd Danks Rd (Termini) STH 138 (Termini)	Reconditioning	\$288,000.00	\$143,337.60
Town of Avon TRI	17280	W Beloit-Newark Rd Avon Store Rd Nelson Rd	Resurfacing	\$35,000.00	\$17,500.00
Town of Janesville TRI	17295	Juniper Ridge Ct Termini Edgewood Dr (Termini)	Resurfacing	\$14,000.00	\$6,000.00
		Edgewood Dr Juniper Ridge Ct (Termini) USH 14			
Town of Janesville TRI	17296	N Cedar Ridge Ct N Cedar Ridge Dr (Termini) N Cedar Ridge Ct (Termini)	Resurfacing	\$28,000.00	\$11,000.00
		N Cedar Ridge Dr N Cedar Ridge Ct (Termini) N Cedar Ridge Dr (Termini)			

Local Roads Improvement Program (LRIP) 2022 - 2023 LRIP Project County Report

Municipality Component	Project Number	On Route From Route To Route	Improvement Type	Total Project Cost	Approved Reimbursement Amount
Town of Janesville TRI	17297	Sunny Shore Dr N River Rd (Termini) Sunny Shore Dr (Termini)	Resurfacing	\$22,000.00	\$8,000.00
Town of Union TRI	17300	Bullard Rd USH 14 (Termini) Territorial Rd	Reconditioning	\$110,686.00	\$50,000.00
Village of Footville MSID	17320	Depot St Sunset Ave Centre St	Reconstruction	\$308,000.00	\$154,000.00
		Depot St Centre St Janesville Pl			
City of Milton MSILT	17321	Surrey Dr Ivanhoe Dr (Termini) Forest Lake Dr (Termini)	Resurfacing	\$204,000.00	\$17,876.53
City of Beloit MSID	17325	E Grand Ave State St Pleasant St	Reconstruction	\$550,000.00	\$275,000.00
Town of Rock TRI	17703	Kessler Rd Tripp Rd STH 11 (Termini)	Reconditioning	\$192,000.00	\$21,565.97
City of Edgerton MSILT	17723	Robert St E Hubert St (Termini) Robert St (Termini)	Resurfacing	\$55,000.00	\$17,876.53
City of Beloit MSIGT	17738	Strong Ave Milwaukee Rd Brewster Ave (Termini)	Reconstruction	\$290,597.28	\$92,010.94
Village of Clinton MSILT	17744	East St Front St (Termini) Milwaukee St (Break)	Resurfacing	\$252,000.00	\$17,876.53
Town of La Prairie TRI	17790	Avalon Rd (1) Van Allen Rd Emerald Grove Rd (Termini)	Resurfacing	\$135,000.00	\$50,000.00
Rock County CHID	17799	CTH N Ramp STH 26 to CTH N (1) Warner Rd (Termini)	Pavement Replacement	\$2,559,196.20	\$700,000.00
		CTH N STH 59 (Break) N Milton Rd			
City of Janesville MSIGT	17837	Ruger Ave E Court St (Termini) S Randall Ave	Reconstruction	\$1,022,000.00	\$173,821.89
Rock County CHIS	17838	CTH X Burr St (Break) Rock Walworth County Line Rd (Termini)	Reconditioning	\$1,090,771.55	\$250,000.00
Rock County CHI	17950	CTH D Afton Rd (Termini) W Sixth St	Pavement Replacement	\$1,426,469.66	\$315,231.34

Local Roads Improvement Program (LRIP) 2022 - 2023 LRIP Project County Report

Municipality Component	Project Number	On Route From Route To Route	Improvement Type	Total Project Cost	Approved Reimbursement Amount
		CTH D Pitt Rd Afton Unincorp			
City of Janesville MSIS	18188	Mount Zion Ave Milton Ave (1) (Break) N Pontiac Dr	Reconstruction	\$3,940,000.00	\$1,970,000.00
TOTAL for Rock County				\$12,522,720.69	\$4,291,097.33
Rusk County					
Town of Flambeau TRID	17265	Flambeau Ave Flambeau Ave (Termini) Flambeau Ave (Termini)	Pavement Replacement	\$102,177.15	\$50,853.57
Village of Bruce MSILT	17451	Walnut Ave W Coleman St S (Termini) Walnut Ave W (Termini)	Pavement Replacement	\$15,000.00	\$5,644.83
Town of True TRI	17454	Thatcher Rd USH 8 (Termini) Cross Rd	Pavement Replacement	\$132,000.00	\$54,218.26
Village of Sheldon MSILT	17588	Sergeant St CTH VV Railroad Ave (Termini)	Pavement Replacement	\$15,000.00	\$5,644.83
Village of Ingram MSILT	17968	Joseph St Lawrence St (Termini) South St (Termini)	Pavement Replacement	\$40,000.00	\$5,644.83
Village of Tony MSILT	17971	Cedar St South Ave (Termini) Central Ave	Pavement Replacement	\$25,000.00	\$5,644.83
Town of Willard TRI	17973	Squaw Point Rd Squaw Point Rd (Termini) 310th Ave (Termini)	Pavement Replacement	\$45,443.10	\$22,721.33
Town of Rusk TRI	17978	N Potato Lake Rd Deer Head Point Rd (1) N Potato Lake Rd (Termini)	Pavement Replacement	\$57,700.00	\$28,843.71
Town of Flambeau TRID	17981	E Cut Off Rd STH 27 (Termini) Round Meadow Rd	Pavement Replacement	\$190,000.00	\$94,563.00
Town of Stubbs TRIS	18000	S Huchinson Rd Amacoy Lake Rd Ranch Rd	Pavement Replacement	\$150,000.00	\$104,100.00
Rusk County CHI	18027	CTH G Lindoo Ave (Termini) Old G Hill	Structure	\$206,665.62	\$101,790.56
Rusk County CHID	18028	CTH P STH 27 Hansen Rd	Pavement Replacement	\$350,000.00	\$150,000.00
Rusk County CHIS	18062	CTH X School Rd School Rd	Pavement Replacement	\$400,000.00	\$233,862.53
TOTAL for Rusk County				\$1,728,985.87	\$863,532.28
Sauk County					

Local Roads Improvement Program (LRIP) 2022 - 2023 LRIP Project County Report

Municipality Component	Project Number	On Route From Route To Route	Improvement Type	Total Project Cost	Approved Reimbursement Amount
Town of Baraboo TRIS	17229	S Shore Rd CTH DL (Termini) S Lake Rd (Break)	Reconditioning	\$901,600.00	\$625,710.40
Town of Reedsburg TRIS	17231	Prairie View Dr Herritz Rd (Termini) Sand Hill Rd (Termini)	Structure	\$290,000.00	\$201,260.00
Town of La Valle TRID	17254	Cobbledick Rd Section 11 Rd (Termini) CTH F (Termini)	Reconditioning	\$1,235,000.00	\$614,659.50
Town of Sumpter TRID	17256	Kings Corner Rd USH 12 (Termini) Stones Pocket Rd	Reconditioning	\$646,833.03	\$321,928.80
Town of Excelsior TRID	17271	Ableman Rd STH 136 (Termini) E Lake Virginia Rd	Reconditioning	\$730,000.00	\$363,321.00
Village of Prairie Du Sac MSID	17332	9th St Grand Ave Broadway St	Reconstruction	\$370,000.00	\$185,000.00
Village of Lake Delton MSID	17333	S Burritt Ave Xanadu Rd STH 23 (Termini)	Reconstruction	\$475,000.00	\$237,500.00
Village of Sauk City MSID	17334	Water St Phillips St Phillips Blvd	Reconstruction	\$996,000.00	\$400,000.00
City of Baraboo MSID	17335	Madison St East St (Termini) Madison Ave (Termini)	Reconstruction	\$1,275,000.00	\$400,000.00
		Madison Ave Madison St (Termini) Draper St (Termini)			
Village of Merrimac MSILT	17498	School St Church St Thomas Dr	Resurfacing	\$44,725.00	\$15,080.01
City of Reedsburg MSILT	17501	Laurel St Main St (Termini) 4th St	Reconstruction	\$70,000.00	\$15,080.01
Village of Prairie Du Sac MSILT	17546	8th St Grand Ave (Break) Broadway St (Break)	Reconstruction	\$605,000.00	\$15,080.01
Town of Winfield TRI	17558	Heidrich Rd CTH V (Termini) Ekes Dr	Resurfacing	\$61,000.00	\$21,223.95
Town of Ironton TRI	17566	Frank Rd (2) Old CTH K Rd (Termini) CTH G (Termini)	Pavement Replacement	\$161,609.39	\$21,223.95
Town of Dellona TRI	17569	Lyndon Rd CTH P (Termini) Berry Rd	Reconstruction	\$102,080.64	\$21,223.95

Local Roads Improvement Program (LRIP) 2022 - 2023 LRIP Project County Report

Municipality Component	Project Number	On Route From Route To Route	Improvement Type	Total Project Cost	Approved Reimbursement Amount
Town of Reedsburg TRI	17570	Herritz Rd Prairie View Dr Hackbarth Rd	Reconditioning	\$230,500.00	\$21,223.95
Town of Washington TRI	17630	Little Brook Dr STH 154 (Termini) View Rd S	Reconditioning	\$225,000.00	\$21,223.92
Town of Westfield TRI	17681	Stone Church Rd CTH D (Termini) Rock Elm Rd	Resurfacing	\$55,068.75	\$21,223.95
Village of Sauk City MSILT	17872	Webster Ave Washington St Water St (Termini)	Reconstruction	\$340,000.00	\$15,080.01
		Helen St Webster Ave (Termini) Oak St (Termini)			
Village of Lake Delton MSILT	17914	Bayer Ln E Hiawatha Dr (Termini) E Hiawatha Dr (Termini)	Pavement Replacement	\$182,500.00	\$15,080.00
Village of West Baraboo MSILT	17916	Maple St Mulberry St Crossover STH 136 (Termini)	Reconstruction	\$174,400.00	\$15,080.00
Town of Franklin TRI	17917	Eli Valley Rd STH 23 (Termini) Eli Valley Rd (Termini)	Pavement Replacement	\$89,485.50	\$21,223.95
City of Baraboo MSILT	17922	Oak St 15th Ave Madison Ave (Termini)	Reconstruction	\$142,710.70	\$15,080.00
Town of Bear Creek TRI	18094	Chapel Rd CTH G (Termini) Chapel Rd (Termini)	Resurfacing	\$175,056.00	\$21,223.95
Sauk County CHIS	18099	CTH G STH 23 (Break) Pearl Rd	Reconstruction	\$1,500,000.00	\$250,000.00
Sauk County CHI	18283	CTH G Pearl Rd Mercer Rd	Reconstruction	\$1,500,000.00	\$194,155.01
TOTAL for Sauk County				\$12,578,569.01	\$4,068,886.32
Sawyer County					
Sawyer County CHID	17185	CTH W Price Lake Rd (Termini) West Ln	Resurfacing	\$495,000.00	\$200,000.00
Sawyer County CHIS	17203	CTH K Highland Rd K Town Rd	Resurfacing	\$656,589.65	\$222,000.00
Town of Round Lake TRIS	17235	Twin Lake Rd 6 Lower Twin Lake Rd Farnsworth Rd	Pavement Replacement	\$329,904.00	\$228,953.38
Town of Bass Lake TRID	17259	Williams Rd STH 27 (Termini) CTH E (Termini)	Reconditioning	\$819,407.78	\$373,275.00

Local Roads Improvement Program (LRIP) 2022 - 2023 LRIP Project County Report

Municipality Component	Project Number	On Route From Route To Route	Improvement Type	Total Project Cost	Approved Reimbursement Amount
Town of Couderay TRI	17955	Ryan Rd Hoffer Rd (Termini) Atherton Rd	Pavement Replacement	\$157,750.00	\$56,800.07
		Jos R Chafer Rd CTH C (Termini) Argetsinger Cir			
Town of Meteor TRI	17959	Deer Lake Rd CTH C (Termini) Lakeview Ln	Resurfacing	\$200,592.40	\$56,800.08
City of Hayward MSILT	17960	Ranger Station Rd STH 27 (Termini) Ranger Station Rd (Termini)	Pavement Replacement	\$75,000.00	\$13,277.52
Sawyer County CHI	17991	CTH C STH 48 (Termini) Hanson Rd	Resurfacing	\$274,623.82	\$96,895.08
		CTH C Hanson Rd Bjelland Ln			
		CTH C Valley View Rd Prilaman Ln			
Town of Round Lake TRI	18316	Rykman Rd Busse Rd (Termini) Rykman Rd (Termini)	Pavement Replacement	\$125,000.00	\$56,800.08
TOTAL for Sawyer County				\$3,133,867.65	\$1,304,801.21
Shawano County					
Shawano County CHIS	17206	CTH C STH 22 (Termini) Deer Ln	Resurfacing	\$543,397.84	\$387,108.14
		CTH MMM STH 29 (Termini) CTH MMM (Termini)			
Shawano County CHI	17367	CTH D Hatchery Rd CTH A	Pavement Replacement	\$494,266.67	\$155,612.81
		CTH E Timm Rd CTH F			
Town of Wittenberg TRI	17459	Elm Rd Nightingale Rd Elm Rd (Termini)	Reconditioning	\$78,707.50	\$20,557.55
Town of Washington TRI	17460	Cheese Factory Rd STH 22 (Termini) Lily Pond Rd	Pavement Replacement	\$64,500.00	\$20,557.55
City of Shawano MSILT	17461	S Andrews St Pearl Ave (Termini) Highview Ave	Pavement Replacement	\$76,108.43	\$9,575.25
Village of Cecil MSILT	17462	Bon St Gator Ln Brat St (Termini)	Resurfacing	\$64,500.00	\$9,575.25

Local Roads Improvement Program (LRIP) 2022 - 2023 LRIP Project County Report

Municipality Component	Project Number	On Route From Route To Route	Improvement Type	Total Project Cost	Approved Reimbursement Amount
		Gator Ln Charlie Ln (Termini) Bon St (Termini)			
Town of Angelica TRI	17463	Apple Rd Middle Dr (Termini) Apple Rd (Termini)	Pavement Replacement	\$54,000.00	\$20,557.55
Town of Green Valley TRI	17544	S Town Line Rd Elm Rd (Termini) Green Valley Rd	Reconditioning	\$276,000.00	\$45,000.00
Town of Wescott TRI	17772	Shawano Shores CTH H (Termini) Shawano Shores (Termini)	Resurfacing	\$71,000.00	\$20,557.58
Town of Wescott TRIS	17785	Loon Lake Rd Loon Lake Private Rd CTH H (Termini)	Reconstruction	\$816,930.88	\$566,950.03
Town of Richmond TRID	17791	Cypress Rd Oak Ave (Termini) CTH A (Termini)	Pavement Replacement	\$427,500.00	\$212,766.75
Village of Birnamwood MSILT	17803	Field St USH 45 (Termini) Church Rd (Termini)	Reconstruction	\$25,000.00	\$9,575.25
Village of Eland MSILT	17822	Larson Ln Birch St (Termini) Larson Ln (Termini)	Resurfacing	\$20,000.00	\$9,575.25
Village of Aniwa MSILT	18273	Church St CTH Z (Termini) Spring St	Reconstruction	\$26,000.00	\$9,575.25
		Church St Spring St Church St (Termini)			
TOTAL for Shawano County				\$3,037,911.32	\$1,497,544.21
Sheboygan County					
Town of Sheboygan Falls TRIS	17216	Playbird Rd Playbird Rd (Termini) Rangeline Rd (Termini)	Reconstruction	\$1,739,218.50	\$1,207,017.64
Town of Scott TRI	17287	N Maple Tree Rd Tower Dr CTH S (Termini)	Pavement Replacement	\$40,000.00	\$13,980.21
Town of Plymouth TRI	17289	Superior Ave Airpark Rd (Termini) Wilson St	Pavement Replacement	\$50,000.00	\$14,469.22
		Superior Ave Krumrey St (Termini) Superior Ave (Termini)			
Town of Holland TRI	17299	Hoftiezer Rd De Witt Rd (Termini) Kappers Rd	Structure	\$41,000.00	\$18,963.97
		Hoftiezer Rd De Witt Rd (Termini) Kappers Rd			

Local Roads Improvement Program (LRIP) 2022 - 2023 LRIP Project County Report

Municipality Component	Project Number	On Route From Route To Route	Improvement Type	Total Project Cost	Approved Reimbursement Amount
City of Sheboygan MSIGT	17312	North Ave N 24th St N Taylor Dr	Resurfacing	\$1,210,000.00	\$112,763.14
Village of Oostburg MSILT	17319	Field Tree Ln 14th St (Termini) Field Tree Ln (Termini)	Reconstruction	\$124,000.00	\$17,117.49
Town of Mitchell TRI	17350	Kettleview Ln Kettleview Rd (Termini) Kettleview Ln (Termini)	Pavement Replacement	\$42,078.42	\$11,309.71
City of Plymouth MSILT	17369	Plymouth St Summit St (Termini) Western Ave (Termini)	Reconstruction	\$430,000.00	\$36,308.10
Town of Lima TRI	17521	Horace Mann Rd CTH W (Termini) CTH OO	Pavement Replacement	\$250,000.00	\$12,402.18
Town of Sheboygan Falls TRI	17711	Highland Rd CTH J Playbird Rd (Termini)	Pavement Replacement	\$175,000.00	\$14,902.74
Town of Mosel TRI	17724	Union Rd Orchard Rd County Line Rd (Termini)	Resurfacing	\$78,000.00	\$9,762.91
Village of Kohler MSILT	17727	Woodlake Rd Woodland Rd Woodlake Ct	Pavement Replacement	\$350,000.00	\$19,369.65
		Woodlake Rd Woodlake Ct Lakewood Ct			
		Woodlake Rd Lakewood Ct Sir Howard Cir			
		Woodlake Rd Sir Howard Cir Sir Howard Cir			
		Woodlake Rd Sir Howard Cir Phillip Rd (Break)			
		Woodlake Rd Phillip Rd (Break) Church St			
Town of Mitchell TRID	17763	Parnell Rd CTH A (Termini) CTH S	Pavement Replacement	\$540,000.00	\$268,758.00
Sheboygan County CHI	17899	CTH J STH 57 Rio Rd	Structure	\$1,258,400.00	\$321,012.64
City of Sheboygan Falls MSIS	18185	Fond du Lac Ave Oak St Rangeline Rd (Termini)	Reconstruction	\$2,334,300.00	\$1,167,150.00

Local Roads Improvement Program (LRIP) 2022 - 2023 LRIP Project County Report

Municipality Component	Project Number	On Route From Route To Route	Improvement Type	Total Project Cost	Approved Reimbursement Amount
Sheboygan County CHIS	18219	CTH TA Erie Ave (Termini) Union Ave	Reconstruction	\$6,000,000.00	\$575,640.52
Village of Waldo MSILT	18306	W Second St N Lawson St (Termini) N Harmon St	Resurfacing	\$20,000.00	\$8,454.91
TOTAL for Sheboygan County				\$14,681,996.92	\$3,829,383.03
St. Croix County					
Saint Croix County CHID	17190	CTH J Sherwood Forest CTH N	Reconstruction	\$290,000.00	\$105,000.00
Town of Somerset TRID	17255	205th Ave CTH I (Termini) STH 35	Reconstruction	\$1,799,704.00	\$895,712.68
City of Hudson MSIS	17311	3rd St Walnut St Laurel Ave (5) (Termini)	Pavement Replacement	\$987,000.00	\$493,500.00
		Laurel Ave (5) 3rd St (Termini) Blakeman Blvd			
Town of Baldwin TRI	17380	90th Ave 250th St 260th St	Pavement Replacement	\$122,870.51	\$17,095.89
Town of Warren TRI	17413	100th Ave Arctic Cir 101st St	Pavement Replacement	\$148,050.00	\$18,702.01
Town of Erin Prairie TRI	17443	140th Ave 190th St 200th St	Reconditioning	\$98,073.00	\$16,759.44
Town of Eau Galle TRI	17444	20th Ave USH 63 (Termini) 222nd St	Reconditioning	\$119,638.45	\$16,089.69
Town of Hammond TRI	17445	170th St 100th Ave 110th Ave	Reconditioning	\$98,073.00	\$16,759.44
Town of Hudson TRI	17446	Brummel Rd CTH N (Termini) Tower Rd (Termini)	Reconditioning	\$59,644.00	\$9,522.41
Town of Pleasant Valley TRI	17447	170th St 18th Ave 30th Ave	Reconditioning	\$129,191.00	\$20,631.88
Town of Rush River TRI	17448	50th Ave 200th St Gracie Dr (Termini)	Reconditioning	\$90,461.00	\$14,442.32
Town of Somerset TRI	17449	Rice Lake Rd 40th St 221st Ave	Reconditioning	\$82,031.00	\$15,419.95
Town of Stanton TRI	17450	220th Ave 170th St CTH T	Reconditioning	\$128,779.48	\$25,139.15

Local Roads Improvement Program (LRIP) 2022 - 2023 LRIP Project County Report

Municipality Component	Project Number	On Route From Route To Route	Improvement Type	Total Project Cost	Approved Reimbursement Amount
City of New Richmond MSILT	17468	Oak Ave S E 3rd St (Termini) E 5th St (Break)	Reconstruction	\$344,817.00	\$29,345.42
Village of Woodville MSILT	17469	Railroad St Johnson St (Termini) Lockwood St (Termini)	Resurfacing	\$55,000.00	\$25,000.00
Town of Troy TRI	17692	N Ilwaco Rd Ilwaco Rd (Termini) N Ilwaco Rd (Termini)	Reconditioning	\$82,731.97	\$12,401.35
Village of Baldwin MSILT	17909	9th Ave Maple St (Break) 9th Ave (Break)	Reconstruction	\$770,005.00	\$29,345.41
Saint Croix County CHID	18070	CTH S CTH O CTH D	Reconditioning	\$662,338.00	\$238,482.26
Saint Croix County CHI	18071	CTH U Chapman Dr Coulee Trl	Reconditioning	\$345,353.64	\$120,000.00
Saint Croix County CHI	18073	CTH H 235th St USH 63 (Termini)	Reconditioning	\$285,000.00	\$125,119.91
Saint Croix County CHIS	18242	CTH K 140th St 147th St	Structure	\$1,180,000.00	\$562,435.97
City of Hudson MSILT	18301	Laurel Ave (5) Blakeman Blvd 11th St	Resurfacing	\$300,000.00	\$29,345.41
TOTAL for St. Croix County				\$8,178,761.05	\$2,836,250.59
Taylor County					
Taylor County CHID	17189	CTH M CTH M (Termini) Ellis Rd	Pavement Replacement	\$257,585.26	\$79,515.99
Taylor County CHIS	17207	CTH H Miller Ave CTH M	Pavement Replacement	\$492,627.65	\$249,999.73
Town of Chelsea TRIS	17215	Hillcrest Rd Black River Rd Horseshoe Lake Ave (Termini)	Pavement Replacement	\$550,000.00	\$381,700.00
Town of Medford TRID	17253	Castle Rd Center Ave Wester Ave	Pavement Replacement	\$725,000.00	\$360,832.50
		Castle Rd Wester Ave CTH M (Termini)			
Town of Jump River TRI	17365	Beach Dr Termini CTH D	Resurfacing	\$61,264.75	\$15,055.63
Town of Pershing TRI	17429	Ellis Rd CTH M (Termini) Leland Rd	Reconstruction	\$137,931.00	\$15,055.63

Local Roads Improvement Program (LRIP) 2022 - 2023 LRIP Project County Report

Municipality Component	Project Number	On Route From Route To Route	Improvement Type	Total Project Cost	Approved Reimbursement Amount
Town of Mckinley TRI	17430	Spur Rd Sunny Side Rd Ahlers Ave	Resurfacing	\$65,000.00	\$15,055.63
Village of Stetsonville MSILT	17586	N Lincoln St E Blackhawk Ave E Finch Ave (Termini)	Pavement Replacement	\$59,717.00	\$16,218.37
Town of Greenwood TRI	17592	Wellington Lake Dr Lekie Ln (Termini) CTH M	Reconstruction	\$37,940.00	\$15,055.63
Town of Grover TRI	17593	Richter Rd Perkinstown Ave (Termini) CTH M (Termini)	Resurfacing	\$36,057.00	\$15,055.63
City of Medford MSILT	17613	Whelen Ave Industrial Dr E Perkins St (Termini)	Resurfacing	\$44,158.68	\$5,000.00
Town of Holway TRI	17617	Elm Ave Hamm Dr CTH DD (Termini)	Pavement Replacement	\$95,751.48	\$32,530.48
Town of Aurora TRI	17881	Gilman Dr Grange Ln (1) Rued Rd (Termini)	Pavement Replacement	\$60,000.00	\$15,055.62
Town of Rib Lake TRI	17938	Zuther Ave Pecche Dr (Termini) Wiese Rd	Resurfacing	\$60,250.00	\$15,055.63
Town of Ford TRI	17984	Wolf Dr Trucker Ln Wolf Dr (Termini)	Resurfacing	\$37,000.00	\$15,055.63
Town of Chelsea TRI	17990	Cemetery Ave STH 13 (Termini) 4th Dr	Resurfacing	\$54,000.00	\$15,055.62
Village of Rib Lake MSILT	18126	3rd St Railroad St (Termini) Church St (Termini)	Reconstruction	\$25,755.00	\$8,053.72
TOTAL for Taylor County				\$2,800,037.82	\$1,269,351.44
Trempealeau County					
Trempealeau County CHID	17188	CTH O CTH D (Termini) CTH E	Reconditioning	\$400,000.00	\$174,899.95
Trempealeau County CHIS	17205	CTH X CTH X (Termini) CTH XX	Reconditioning	\$700,000.00	\$313,674.77
Town of Unity TRIS	17237	Erleen Rd CTH H (Termini) CTH D (Termini)	Reconstruction	\$713,850.00	\$495,411.90
Town of Dodge TRI	17572	Vista View Rd CTH G (Termini) Vista View Rd (Termini)	Resurfacing	\$55,753.50	\$21,020.85
Town of Gale TRI	17598	Grant Rd Crystal Valley Rd (Termini) N Ridge Rd (Termini)	Resurfacing	\$125,000.00	\$21,020.85

Local Roads Improvement Program (LRIP) 2022 - 2023 LRIP Project County Report

Municipality Component	Project Number	On Route From Route To Route	Improvement Type	Total Project Cost	Approved Reimbursement Amount
City of Arcadia MSILT	17620	Chitko Ct Wilson Ave (Termini) Chitko Ct (Termini)	Reconstruction	\$39,663.69	\$9,115.11
City of Osseo MSILT	17624	11th St Harmony St (Termini) Charles St	Resurfacing	\$87,400.00	\$9,115.11
		11th St Charles St Main St (Break)			
Trempealeau County CHI	17901	CTH E CTH O CTH EE	Reconditioning	\$400,000.00	\$136,706.79
Town of Caledonia TRI	17970	McKeeth Dr McKeeth Dr (Termini) Cote Rd	Resurfacing	\$59,000.00	\$21,020.85
Town of Trempealeau TRI	17982	Schlesser Ln German Coulee Ln (Termini) Schlesser Ln (Termini)	Pavement Replacement	\$85,000.00	\$21,020.85
		Westview Ln Cox Rd (Termini) Westview Ln (Termini)			
		Gamoke Ln Fox Coulee Ln (Termini) Gamoke Ln (Termini)			
Town of Unity TRI	17997	Roskos Rd CTH D (Termini) Erickson Rd (Termini)	Resurfacing	\$44,000.00	\$21,020.85
Town of Arcadia TRID	18041	Rainey Valley Rd (2) CTH A (Termini) Rumpel Ln	Reconstruction	\$114,500.00	\$56,986.65
Village of Eleva MSILT	18056	Hill Top Ln W 1st Ave (Termini) W 2nd Ave	Pavement Replacement	\$320,000.00	\$9,115.11
		Hill Top Ln W 2nd Ave W 3rd Ave (Termini)			
		Stebins St N Main St N 2nd St			
		Stebins St N 2nd St N 3rd St			
City of Blair MSILT	18061	Gilbert St W Center St Park Dr 1	Pavement Replacement	\$68,073.85	\$9,115.11
TOTAL for Trempealeau County				\$3,212,241.04	\$1,319,244.75
Vernon County					
Town of Clinton TRIS	17219	Irish Ridge Rd Dell Rd (Termini) Parker Rd	Reconditioning	\$1,249,700.00	\$867,291.80

Local Roads Improvement Program (LRIP) 2022 - 2023 LRIP Project County Report

Municipality Component	Project Number	On Route From Route To Route	Improvement Type	Total Project Cost	Approved Reimbursement Amount
City of Westby MSID	17329	Saugstad Rd Garlick Rd (Break) STH 27 (Termini)	Reconstruction	\$630,000.00	\$315,000.00
Town of Hamburg TRIS	17535	Bendel Ln N Chipmunk Rd (Termini) Bendel Ln (Termini)	Structure	\$543,600.00	\$377,258.40
Town of Stark TRI	17673	Weister Rd Plum Run Rd CTH P (Termini)	Reconstruction	\$40,000.00	\$20,000.00
Town of Clinton TRI	17689	Clinton Ridge Rd TN RD 57 Lovstad Rd	Reconstruction	\$224,231.52	\$75,164.50
		Clinton Ridge Rd Peaceful Valley Rd Ogden Ave (Termini)			
Vernon County CHIS	17750	CTH P Lovaas Ridge Rd Lars Hill Rd	Structure	\$780,195.00	\$702,175.50
		CTH P Snowflake Curve Rd Snowflake Curve Rd			
		CTH P CTH D (Break) Evenstad Rd			
Vernon County CHID	17756	CTH P Strait Rd Weister Rd	Structure	\$546,480.00	\$273,240.00
		CTH P Wolf Valley Rd Rogers Rd			
City of Viroqua MSID	17835	South St Rock Ave Parkwood Trail St	Reconstruction	\$1,079,401.00	\$400,000.00
City of Viroqua MSILT	17836	Prairie Wind Way Lewison Ln (Termini) Prairie Wind Way (Termini)	Reconstruction	\$35,753.00	\$17,876.50
Town of Franklin TRID	17880	Black River Rd CTH NN (Termini) STH 27 (Termini)	Resurfacing	\$100,000.00	\$49,770.00
TOTAL for Vernon County				\$5,229,360.52	\$3,097,776.70
Vilas County					
Town of Plum Lake TRID	17251	Golf Course Rd Plum Lake Dr (Termini) Golf Course Rd (Termini)	Reconditioning	\$284,742.82	\$142,371.41
Town of Washington TRI	17391	E Anvil Lake Rd STH 70 (Termini) Military Rd (Termini)	Reconditioning	\$180,000.00	\$25,593.08
Town of Conover TRI	17393	Rush Rd E Buckatabon Rd (Termini) Katie Ln	Reconditioning	\$63,002.12	\$25,593.04

Local Roads Improvement Program (LRIP) 2022 - 2023 LRIP Project County Report

Municipality Component	Project Number	On Route From Route To Route	Improvement Type	Total Project Cost	Approved Reimbursement Amount
Town of Lincoln TRI	17402	Pine Ln USH 45 Taylor Lake Rd (Termini)	Reconditioning	\$60,000.00	\$25,593.04
Town of Plum Lake TRI	17405	Golf Course Rd Termini Club House Rd	Reconditioning	\$60,132.00	\$25,593.04
City of Eagle River MSILT	17408	Red Fox Ln W Ohio St (Termini) N Mill St (Break)	Reconditioning	\$70,230.00	\$7,343.96
		W Ohio St N Sunfield Dr Red Fox Ln (Termini)			
Town of Land O' Lakes TRI	17415	Little Portage Lake Rd N Boat Landing Rd E Big Portage Lake Rd (Termini)	Reconditioning	\$64,235.40	\$25,593.04
Town of Phelps TRID	17851	Grosser Ln STH 17 (Termini) Grosser Ln (Termini)	Reconditioning	\$204,935.00	\$101,996.15
Town of Conover TRIS	17856	E Hunter Lake Rd E Buckatabon Rd (Termini) N Hunter Lake Rd (Break)	Reconditioning	\$700,000.00	\$485,800.00
		E Hunter Lake Rd N Hunter Lake Rd (Break) Deep Lake Rd			
		E Hunter Lake Rd Deep Lake Rd E Hunter Lake Rd (Termini)			
		N Hunter Lake Rd E Hunter Lake Rd E Hunter Lake Rd (Termini)			
Town of Phelps TRI	17863	Grosser Ln Termini STH 17 (Termini)	Reconditioning	\$60,820.00	\$25,593.04
Town of Cloverland TRI	17935	Zeman Rd Snowball Ln (2) Sunset Rd (Termini)	Reconditioning	\$60,000.00	\$25,593.04
Vilas County CHID	17941	CTH M Dairymens Rd CTH B (Termini)	Reconditioning	\$567,791.13	\$217,308.13
Vilas County CHI	17947	CTH M CTH K TN RD 116	Reconditioning	\$474,537.79	\$96,900.40
Vilas County CHIS	18204	CTH M Little Rice Ln Dairymens Rd	Reconditioning	\$493,590.19	\$216,517.85
TOTAL for Vilas County				\$3,344,016.45	\$1,447,389.22
Walworth County					
City of Elkhorn MSID	17330	E Centralia St STH 67 CTH H (Termini)	Reconstruction	\$2,240,000.00	\$400,000.00

Local Roads Improvement Program (LRIP) 2022 - 2023 LRIP Project County Report

Municipality Component	Project Number	On Route From Route To Route	Improvement Type	Total Project Cost	Approved Reimbursement Amount
		McKenzie Ln Protor Dr (Termini) E Centralia St (Termini)			
Village of Walworth MSILT	17347	Wood St Maple Ave Devils Ln (Termini)	Resurfacing	\$67,689.00	\$26,676.84
City of Lake Geneva MSILT	17348	Warren St Wisconsin St Dodge St	Pavement Replacement	\$74,896.00	\$26,676.84
		Warren St Dodge St North St			
City of Whitewater MSILT	17349	S Janesville St W Harper St W Walworth Ave	Resurfacing	\$125,000.00	\$26,676.83
Village of East Troy MSILT	17351	School St CTH ES (Termini) Church St N	Reconstruction	\$300,000.00	\$26,676.84
Village of Darien MSILT	17353	Sweet Rd Danielson Dr Sweet Rd (Termini)	Resurfacing	\$380,800.00	\$26,676.83
Town of La Fayette TRI	17495	Potters Rd Cobb Rd Plank Rd	Resurfacing	\$252,000.00	\$16,133.51
Town of Sugar Creek TRI	17499	Hazel Ridge Rd Cobblestone Rd Kennel Rd	Resurfacing	\$76,531.25	\$16,133.51
Town of La Grange TRI	17509	Greening Rd CTH H (Termini) Tamarack Rd	Resurfacing	\$354,789.00	\$16,133.51
Town of Geneva TRI	17530	Kelly Rd Walden Ln S Como Rd (Termini)	Resurfacing	\$49,155.74	\$16,133.51
Town of Delavan TRI	17675	N Shore Dr Windward Hills Dr Rucker Rd (Break)	Pavement Replacement	\$36,000.00	\$16,133.51
Village of Bloomfield MSILT	17696	Hafs Rd N Daisy Dr CTH U (Termini)	Resurfacing	\$160,000.00	\$26,676.84
Town of Bloomfield TRI	17697	Hafs Rd N Bloomfield Rd (Termini) N Daisy Dr (Termini)	Resurfacing	\$160,000.00	\$16,133.51
Town of Sharon TRIS	17809	State Line Rd Eastview Dr (Termini) State Line Rd (Termini)	Reconditioning	\$1,034,000.00	\$717,596.00
Town of Walworth TRID	17811	N Walworth Rd Lake Rd CTH F	Reconditioning	\$1,495,000.00	\$744,061.50

Local Roads Improvement Program (LRIP) 2022 - 2023 LRIP Project County Report

Municipality Component	Project Number	On Route From Route To Route	Improvement Type	Total Project Cost	Approved Reimbursement Amount
Walworth County CHI	17907	CTH O USH 14 (Termini) Summit Dr	Resurfacing	\$2,053,500.00	\$222,172.11
		CTH O Summit Dr Homestead Rd (Break)			
Walworth County CHID	17908	CTH O USH 14 (Termini) Summit Dr	Resurfacing	\$2,053,500.00	\$387,251.87
		CTH O Summit Dr Homestead Rd (Break)			
Walworth County CHIS	18240	CTH B Gregory Dr Fellows Rd	Resurfacing	\$1,580,000.00	\$694,505.61
		CTH B Fellows Rd Main St			
		CTH B Fellows Rd Main St			
		CTH B Main St CTH H			
Town of Walworth TRI	18281	Ridge Rd Lakeville Rd CTH B (Termini)	Resurfacing	\$58,000.00	\$16,133.51
TOTAL for Walworth County				\$12,550,860.99	\$3,438,582.68
Washburn County					
Town of Evergreen TRID	17266	Dock Lake Rd Perch Lake Rd County Line Rd	Pavement Replacement	\$310,725.96	\$155,362.98
Town of Stinnett TRI	17441	Chippanazie Rd Hayward Rd (Termini) Chippanazie Lake Rd	Reconditioning	\$67,775.92	\$13,362.44
Town of Long Lake TRI	17452	Church Rd Pioneer Rd Brill Rd (Termini)	Resurfacing	\$41,233.32	\$13,362.24
Village of Minong MSILT	17453	Railroad St Denninger Dr 7th Ave	Pavement Replacement	\$20,894.24	\$6,755.68
Town of Springbrook TRI	17457	Legion Ln Termini USH 63 (Termini)	Pavement Replacement	\$61,325.75	\$13,362.44
Town of Birchwood TRI	17464	Long Lake Rd Stowe Rd Circle Dr	Reconditioning	\$58,701.38	\$13,362.24
Town of Bashaw TRI	17536	Swiss Chalet Rd CTH B (Termini) Spring Lake Rd (Termini)	Pavement Replacement	\$90,000.00	\$13,362.24

Local Roads Improvement Program (LRIP) 2022 - 2023 LRIP Project County Report

Municipality Component	Project Number	On Route From Route To Route	Improvement Type	Total Project Cost	Approved Reimbursement Amount
Town of Stone Lake TRI	17956	Metcalf Rd Wakefield Rd Stone Lake Rd (Termini)	Pavement Replacement	\$100,000.00	\$13,362.44
Town of Brooklyn TRI	17964	Brooklyn Rd Brooklyn Rd (Termini) USH 53 (Break)	Pavement Replacement	\$144,000.00	\$13,362.24
Town of Gull Lake TRI	17972	Gull Creek Rd McIntosh Rd Hall Rd (Termini)	Reconditioning	\$31,680.00	\$13,362.24
Town of Frog Creek TRI	17987	Oak Tree Dr STH 77 (Termini) Oak Tree Dr (Termini)	Reconditioning	\$80,000.00	\$13,362.44
City of Shell Lake MSILT	17989	South Lake Dr Corbits Ln Birch Haven Rd	Reconstruction	\$261,360.00	\$15,884.94
Town of Beaver Brook TRI	17994	Hill Dr Green Valley Rd Fair Ground Rd (Termini)	Pavement Replacement	\$32,000.00	\$13,362.44
Town of Chicog TRI	18015	Bramer Rd CTH F (Termini) Bramer Rd (Termini)	Reconditioning	\$100,000.00	\$13,361.26
Washburn County CHI	18051	CTH M CTH A (Break) STH 70 (Break)	Reconditioning	\$500,610.00	\$86,148.47
Washburn County CHIS	18052	CTH E CTH K Crossover USH 53 (Break)	Reconditioning	\$587,631.00	\$197,979.47
TOTAL for Washburn County				\$2,487,937.57	\$609,116.20
Washington County					
Village of Richfield MSILT	17167	Hubertus Rd St Gabriel Way Hillside Rd	Pavement Replacement	\$277,929.07	\$43,191.08
Washington County CHIS	17211	CTH P STH 60 (Break) Sherman Rd	Reconstruction	\$1,596,000.00	\$742,950.93
Village of Kewaskum MSILT	17591	Brooklane Dr Edgewood Rd Western Ave	Pavement Replacement	\$100,800.00	\$43,191.08
Village of Germantown MSIGT	17628	Country Aire Dr S (1) STH 167 (Break) Freistadt Rd (Termini)	Pavement Replacement	\$499,497.60	\$63,874.49
Washington County CHI	17643	CTH M Riverview Dr Knollwood Dr	Pavement Replacement	\$550,000.00	\$270,483.47
Town of Trenton TRI	17649	Wallace Lake Rd Mayflower Trenton Rd	Reconditioning	\$402,500.00	\$16,610.23
Town of Kewaskum TRI	17651	Mill Rd S STH 28 (Termini) Mill Rd S (Termini)	Resurfacing	\$52,500.00	\$16,610.24

Local Roads Improvement Program (LRIP) 2022 - 2023 LRIP Project County Report

Municipality Component	Project Number	On Route From Route To Route	Improvement Type	Total Project Cost	Approved Reimbursement Amount
Town of Hartford TRI	17660	Waterford Rd STH 83 (Break) Taylor Rd (Termini)	Resurfacing	\$134,974.00	\$16,610.24
Town of Erin TRI	18026	Mayo Rd STH 83 (Termini) Sconfinato Dr	Reconstruction	\$81,000.00	\$16,610.24
		Mayo Rd Sconfinato Dr STH 83 (Termini)			
City of West Bend MSIGT	18080	Laurel Dr S Laurel Dr N (Termini) Sylvan Way (Termini)	Pavement Replacement	\$346,025.00	\$77,211.58
Village of Newburg MSID	18109	W Main St Hickory Rd Municipal Dr (Termini)	Reconstruction	\$2,238,864.90	\$400,000.00
Town of Trenton TRIS	18113	Newark Dr Trenton Rd (Break) Indian Lore Rd (Break)	Reconstruction	\$1,479,000.00	\$1,026,426.00
Town of Barton TRI	18130	Kettle Moraine Dr Newark Dr (Termini) Smith Lake Rd	Pavement Replacement	\$333,000.00	\$16,610.24
Washington County CHID	18131	CTH M Pioneer Rd CTH T	Reconstruction	\$1,656,000.00	\$414,263.49
Village of Newburg MSILT	18132	W Main St Franklin St Municipal Dr (Termini)	Reconstruction	\$2,238,864.90	\$43,191.07
Town of Polk TRI	18286	Sherman Rd Bonnie Ln CTH CC (Termini)	Resurfacing	\$55,800.00	\$16,610.24
TOTAL for Washington County				\$12,042,755.47	\$3,224,444.62
Waukesha County					
Village of Big Bend MSILT	17172	Cheri Ave Cheri Ave (Termini) Woodland Ln	Resurfacing	\$77,657.15	\$30,800.17
Waukesha County CHID	17193	CTH Y Racine Ct Sheffield Dr	Resurfacing	\$2,214,810.00	\$1,071,650.00
		CTH VV Victoria Cir (2) Locust St (Break)			
		CTH R CTH P (Termini) CTH C (Termini)			
		CTH JK CTH KE Merton Ave (Termini)			
Town of Brookfield TRI	17283	Hillcrest Dr Termini Davidson Rd (2) (Break)	Resurfacing	\$451,033.69	\$19,615.97

Local Roads Improvement Program (LRIP) 2022 - 2023 LRIP Project County Report

Municipality Component	Project Number	On Route From Route To Route	Improvement Type	Total Project Cost	Approved Reimbursement Amount
		Valley Rd Hillcrest Dr (Termini) Valley Rd (Termini)			
		Cherokee Dr Hillcrest Dr (Termini) Cherokee Dr (Termini)			
		Ridge Rd Cherokee Dr (Termini) Stonefield Ct			
City of Pewaukee MSIS	17324	Duplainville Rd Marjean Ln Overhill Ln	Reconstruction	\$6,900,000.00	\$1,518,000.00
		Duplainville Rd Green Rd Overhill Ln			
		Duplainville Rd Green Rd Weyer Rd (Termini)			
Village of Summit MSILT	17508	Waterville Rd S Waterville Lake Rd USH 18	Resurfacing	\$160,900.00	\$30,800.17
		Waterville Rd Point View Rd Breens Rd			
City of Brookfield MSIGT	17523	Carpenter Rd CTH O (Termini) Carpenter Rd (Termini)	Pavement Replacement	\$500,000.00	\$123,035.38
		Franklin Dr Termini Franklin Dr (Termini)			
		Hackberry Ln CTH O (Termini) Hackberry Ln (Termini)			
		S 155th St Hackberry Ln (Termini) Franklin Dr (Termini)			
		S 152nd St Franklin Dr (Termini) Carpenter Rd (Termini)			
		Zacher Blvd Franklin Dr (Termini) Zacher Blvd (Termini)			
Village of Menomonee Falls MSIGT	17548	Vera Ln Dolphin Dr (Termini) Van Buren Dr (Termini)	Pavement Replacement	\$277,076.00	\$111,269.63
		Van Buren Dr Silver Spring Rd (Termini) Invery Dr (Termini)			

Local Roads Improvement Program (LRIP) 2022 - 2023 LRIP Project County Report

Municipality Component	Project Number	On Route From Route To Route	Improvement Type	Total Project Cost	Approved Reimbursement Amount
Village of Lannon MSILT	17549	Custer Ln CTH F (Termini) Custer Ln (Termini)	Reconstruction	\$542,000.00	\$30,800.17
Village of Merton MSILT	17553	Beverly Ln Huntington St (Termini) Beverly Ln (Termini)	Resurfacing	\$150,000.00	\$30,800.17
		Rock Ridge Way Beverly Ln (Termini) Sussex Rd (Termini)			
Town of Delafield TRI	17573	Imperial Dr E Imperial Dr (Termini) CTH KE (Termini)	Pavement Replacement	\$200,345.00	\$19,615.97
Waukesha County CHI	17644	CTH NN CTH E STH 67 (Break)	Resurfacing	\$2,144,144.01	\$760,443.57
		CTH JK CTH KE CTH KF			
		CTH E CTH ZZ CTH D			
City of Delafield MSILT	17674	Sun Valley Dr Crossover STH 83 (Termini) Sun Valley Dr (Termini)	Pavement Replacement	\$176,200.00	\$30,800.17
Village of Pewaukee MSILT	17707	Hickory St Forest Grove Dr Hickory St (Termini)	Reconstruction	\$200,000.00	\$30,800.17
Town of Lisbon TRI	17742	Bayberry Dr CTH JK (Termini) CTH KF	Pavement Replacement	\$271,138.00	\$19,615.97
Town of Brookfield TRID	17748	Kossow Rd Swenson Dr (Break) Davidson Rd (Termini)	Resurfacing	\$438,222.18	\$218,103.18
Village of Mukwonago MSILT	17757	Williams Dr Eastern Trl (Termini) Two River Dr (Termini)	Pavement Replacement	\$849,900.00	\$30,800.17
		Eastern Trl CTH ES Williams Dr			
		Eastern Trl Williams Dr Trail Ct			
		Eastern Trl Trail Ct Wegner Dr			
		Wegner Dr Eastern Trl (Termini) Two River Dr (Termini)			

Local Roads Improvement Program (LRIP) 2022 - 2023 LRIP Project County Report

Municipality Component	Project Number	On Route From Route To Route	Improvement Type	Total Project Cost	Approved Reimbursement Amount
		Wegner Dr Eastern Trl (Termini) Two River Dr (Termini)			
		Fox River Ct Two River Dr (Termini) Fox River Ct (Termini)			
		Two River Dr CTH ES (Termini) Williams Dr			
		Two River Dr Williams Dr Fox River Ct			
		Two River Dr Fox River Ct Wegner Dr			
		Two River Dr Wegner Dr Two Rivers Ct			
		Eastern Trl Williams Dr Trail Ct			
Village of North Prairie MSILT	17820	Denise Ct Prairie View Dr (Termini) Denise Ct (Termini)	Resurfacing	\$150,764.00	\$30,800.17
		Mark Ct Prairie View Dr (Termini) Mark Ct (Termini)			
		Morrissey Dr Termini (Break) Karin Dr			
		Ferris Dr Morrissey Dr (Termini) Pine Dr			
		Ferris Dr Pine Dr Austin Dr			
City of Waukesha MSIGT	17823	S University Dr Algoma Ter Pendleton Pl	Resurfacing	\$435,927.17	\$158,000.53
City of Pewaukee MSILT	17832	Shooting Star Rd (1) Sawgrass Ln Milkweed Ln (Termini)	Pavement Replacement	\$87,000.00	\$30,800.17
Village of Elm Grove MSILT	17858	Watertown Plank Rd Verdant Dr Highland Dr	Resurfacing	\$382,393.00	\$30,800.17
Village of Menomonee Falls MSID	17879	County Line Rd W STH 145 (Termini) Boundary Rd (Termini)	Reconstruction	\$3,048,000.00	\$400,000.00

Local Roads Improvement Program (LRIP) 2022 - 2023 LRIP Project County Report

Municipality Component	Project Number	On Route From Route To Route	Improvement Type	Total Project Cost	Approved Reimbursement Amount					
City of New Berlin MSIGT	17885	Ash Ct Termini Aspen Ct (Termini)	Resurfacing	\$549,955.00	\$115,869.07					
		Aspen Ct Termini Ash Ct (Termini)								
		Forest Ave Termini Beloit Rd (Termini)								
		Lindenwood Dr Lindenwood Ct Forest Ave (Termini)								
		North Oak Blvd Sunny Slope Rd (Termini) Forest Ave (Termini)								
		North Oak Ct Termini North Oak Blvd (Termini)								
		Wehr Rd S Chestnut Dr Rustic Ridge Rd (Termini)								
		Rustic Ridge Ct Termini Rustic Ridge Rd (Termini)								
		Rustic Ridge Rd Cari-Adam Dr (Termini) Johnson Rd (Termini)								
		Johnson Rd Rustic Ridge Rd (Termini) Coffee Rd								
		Cari-Adam Dr Pheasant Run Dr Rustic Ridge Rd (Termini)								
		City of Muskego MSIGT				17998	Foxboro Cir Foxboro Pl (Termini) Foxboro Cir (Termini)	Resurfacing	\$178,000.00	\$74,356.01
							Foxboro Ct Foxboro Pl (Termini) Foxboro Ct (Termini)			
Foxboro Pl Mystic Dr (Termini) Foxboro Ct										
Foxboro Pl Foxboro Ct Foxboro Cir										
Foxboro Pl Foxboro Cir Foxboro Pl (Termini)										

Local Roads Improvement Program (LRIP) 2022 - 2023 LRIP Project County Report

Municipality Component	Project Number	On Route From Route To Route	Improvement Type	Total Project Cost	Approved Reimbursement Amount
		Grayfox Trl Mystic Dr (Termini) Foxtail Cir (1) (Termini)			
		Foxtail Cir (1) Foxtail Cir (2) (Termini) Foxtail Cir (2) (Termini)			
		Foxtail Cir (2) Foxtail Cir (1) (Termini) Grayfox Trl (Termini)			
		Foxtail Ct Foxtail Cir (1) (Termini) Foxtail Ct (Termini)			
Town of Eagle TRI	18123	Markham Rd CTH LO (Termini) Old Prospectors Trl (Termini)	Resurfacing	\$151,000.00	\$19,615.97
City of Waukesha MSIS	18199	Delafield St Prospect Ave Magnolia Dr	Reconstruction	\$3,260,000.00	\$1,630,000.00
Waukesha County CHIS	18227	CTH KE CTH K (Break) Ainsworth Rd	Reconstruction	\$4,950,000.00	\$1,921,973.56
City of Brookfield MSIS	18246	Lisbon Rd Lilly Rd N 128th St	Pavement Replacement	\$1,200,000.00	\$600,000.00
		Lisbon Rd N 128th St N 124th St (Termini)			
Town of Ottawa TRI	18269	Pine View Ln Pine View Dr (Termini) CTH CI (Termini)	Pavement Replacement	\$188,000.00	\$19,615.97
		Pine View Dr Pine View Ln (Termini) STH 67 (Termini)			
Village of Sussex MSILT	18280	Gale Dr Donna Dr (Termini) Gale Dr (Termini)	Resurfacing	\$116,150.00	\$30,800.17
		Michelle Ln Oakcrest Rd Donna Dr			
Town of Genesee TRIS	18304	Dable Rd STH 59 (Termini) Road X (Termini)	Pavement Replacement	\$486,160.00	\$337,395.04
TOTAL for Waukesha County				\$30,736,775.20	\$9,476,977.69
Waupaca County					
Waupaca County CHID	17182	CTH OO Kutchenriter Rd CTH O (Termini)	Pavement Replacement	\$847,945.94	\$234,105.00
Town of Union TRID	17250	White Clover Rd STH 161 (Termini) White Clover Rd (Termini)	Pavement Replacement	\$242,320.00	\$116,499.13

Local Roads Improvement Program (LRIP) 2022 - 2023 LRIP Project County Report

Municipality Component	Project Number	On Route From Route To Route	Improvement Type	Total Project Cost	Approved Reimbursement Amount
City of New London MSIS	17307	Oshkosh St Wolf River Ave (Termini) Pershing Rd	Reconstruction	\$4,043,625.00	\$2,021,812.50
Town of Royalton TRI	17386	Landing Rd Guth Rd CTH O (Termini)	Pavement Replacement	\$184,520.02	\$73,071.29
Village of Iola MSILT	17390	S Oak St Blaine St (Termini) W Iola St (Termini)	Pavement Replacement	\$92,127.86	\$21,514.10
		Division Ct S Oak St (Termini) Division Ct (Termini)			
Town of Little Wolf TRI	17743	Butternut Rd CTH O (Termini) Beech St	Pavement Replacement	\$154,000.00	\$58,525.81
City of Marion MSILT	17778	Maes St 1st St SE 2nd St SE (Termini)	Reconstruction	\$260,000.00	\$52,672.46
Town of Union TRI	17812	Ferg Rd Zabel Rd STH 161 (Termini)	Resurfacing	\$48,750.00	\$24,375.00
Town of Lebanon TRID	17842	Church Rd USH 45 (Termini) Collier Rd (Termini)	Pavement Replacement	\$871,000.00	\$433,496.70
Town of Farmington TRIS	18074	King Rd STH 22 (Termini) CTH QQ (Termini)	Reconditioning	\$834,500.00	\$579,143.00
Waupaca County CHIS	18197	CTH T STH 22 CTH O (Termini)	Pavement Replacement	\$691,213.00	\$436,426.69
Waupaca County CHI	18259	CTH Q USH 10 (Break) Bartel Rd	Pavement Replacement	\$400,000.00	\$184,169.69
TOTAL for Waupaca County				\$8,670,001.82	\$4,235,811.37
Waushara County					
Town of Springwater TRIS	17236	Archer Ln 22nd Ave (Termini) 24th Ave (Termini)	Pavement Replacement	\$419,991.47	\$283,755.78
City of Wautoma MSIS	17323	16th Ave STH 21 (Termini) Cummings Dr (Termini)	Pavement Replacement	\$665,800.00	\$332,900.00
Town of Mount Morris TRI	17476	Beechnut Rd 18th Ln (Termini) Bighorn Ave (Termini)	Resurfacing	\$128,300.00	\$25,603.17
Town of Leon TRI	17477	Bighorn Dr 26th Ln (Termini) CTH E (Termini)	Resurfacing	\$125,000.00	\$25,603.17
Waushara County CHI	17635	CTH Z CTH S (Termini) CTH F	Pavement Replacement	\$400,000.00	\$140,844.04

Local Roads Improvement Program (LRIP) 2022 - 2023 LRIP Project County Report

Municipality Component	Project Number	On Route From Route To Route	Improvement Type	Total Project Cost	Approved Reimbursement Amount
Town of Wautoma TRI	18004	Beechnut Rd 13th Ln STH 73 (Termini)	Pavement Replacement	\$70,080.00	\$25,603.17
Town of Deerfield TRI	18005	Brown Deer Ave CTH C 13th Ave (Termini)	Pavement Replacement	\$52,000.00	\$25,603.17
Town of Hancock TRI	18006	4th Ave CTH O (Termini) Beechnut Ave E	Resurfacing	\$75,200.00	\$25,603.19
Village of Redgranite MSILT	18007	Dedrick St STH 21 (Termini) North St (Termini)	Pavement Replacement	\$33,000.00	\$12,526.26
Town of Dakota TRID	18009	Dakota Ave STH 22 (Termini) 16th Dr (3)	Pavement Replacement	\$252,250.00	\$125,544.83
Waushara County CHID	18102	CTH FF Slater St (Termini) CTH C	Pavement Replacement	\$1,000,000.00	\$468,209.41
		CTH E CTH H CTH A (Break)			
Town of Saxeville TRID	18224	Akron Ct Pine Hill Rd (Termini) 29th Dr	Structure	\$364,800.00	\$181,560.96
Waushara County CHIS	18225	CTH JJ CTH Y CTH Y	Structure	\$750,500.00	\$436,426.69
Village of Lohrville MSILT	18274	Washington Ave Bonnel Ave (Termini) W Washington Ave (Termini)	Pavement Replacement	\$79,250.00	\$12,526.25
TOTAL for Waushara County				\$4,416,171.47	\$2,122,310.09
Winnebago County					
Winnebago County CHIS	17209	CTH A CTH GG S Park Ave (Termini)	Resurfacing	\$323,910.31	\$124,987.68
City of Neenah MSIGT	17354	Fredrick Dr Tullar Rd (1) (Termini) Primrose Ln (Termini)	Pavement Replacement	\$250,000.00	\$68,259.99
City of Oshkosh MSIGT	17442	Rosalia St Ceape Ave (Termini) Washington Ave (Termini)	Reconstruction	\$1,202,900.00	\$151,557.97
Town of Black Wolf TRI	17472	Howlett Rd CTH Z Black Wolf Ave (Termini)	Reconditioning	\$131,242.46	\$33,575.00
Town of Omro TRI	17557	Springbrook Rd Reighmoor Rd (Termini) Rivermoor Rd (2)	Reconstruction	\$146,364.16	\$33,575.00
Town of Neenah TRI	17597	Wooden Shoe Rd CTH G (Break) Breezewood Ln	Pavement Replacement	\$80,000.00	\$33,575.00

Local Roads Improvement Program (LRIP) 2022 - 2023 LRIP Project County Report

Municipality Component	Project Number	On Route From Route To Route	Improvement Type	Total Project Cost	Approved Reimbursement Amount
Town of Winchester TRID	17945	Lakeview Rd CTH M (Termini) Mud Creek Rd	Reconditioning	\$718,473.67	\$357,584.35
Town of Neenah TRIS	18103	Larsen Rd Clayton Ave (Termini) Oak Ridge Rd (1) (Termini)	Reconstruction	\$3,133,500.00	\$2,174,649.00
Winnebago County CHI	18157	CTH S Ryf Rd (Termini) STH 116 (Termini)	Resurfacing	\$879,140.00	\$393,661.57
Winnebago County CHIS	18231	CTH II Arrowhead Rd (Termini) Bison Rd	Resurfacing	\$1,055,413.00	\$450,640.51
TOTAL for Winnebago County				\$7,920,943.60	\$3,822,066.07
Wood County					
Town of Wood TRID	17242	Lincoln Rd Elm Rd (Termini) 6th Ave (Termini)	Pavement Replacement	\$334,421.72	\$167,210.86
Town of Wood TRI	17286	Lincoln Rd Elm Rd (Termini) 6th Ave (Termini)	Pavement Replacement	\$60,000.00	\$23,583.16
Town of Milladore TRI	17483	Blueberry Rd CTH H Blueberry Rd (Termini)	Reconditioning	\$10,450.20	\$5,225.10
City of Wisconsin Rapids MSILT	17671	Smith St Riverview Dr (Termini) Railroad St (Termini)	Reconstruction	\$568,700.00	\$58,455.81
		Cherry St 1st St N Riverview Dr (Termini)			
Village of Hewitt MSILT	17717	7th St W Hemlock St (Termini) Fir St	Pavement Replacement	\$71,500.00	\$6,144.73
		7th St W Fir St Evergreen St			
		7th St W Evergreen St Yellowstone Dr (Termini)			
City of Marshfield MSILT	17718	Arlington St S Columbus Ave Lincoln Ave	Resurfacing	\$320,000.00	\$54,319.29
		E Franklin St N Maple Ave N Peach Ave (Termini)			
City of Nekoosa MSILT	17731	N Section St Market St (Termini) W 5th St	Resurfacing	\$85,000.00	\$19,589.00
Town of Port Edwards TRI	17736	Kimball Ave Lynn Hill Rd CTH G	Pavement Replacement	\$200,000.00	\$23,583.16

Local Roads Improvement Program (LRIP) 2022 - 2023 LRIP Project County Report

Municipality Component	Project Number	On Route From Route To Route	Improvement Type	Total Project Cost	Approved Reimbursement Amount
City of Pittsville MSILT	17741	1st Ave Forest St Engelman St	Reconditioning	\$88,610.00	\$7,630.69
Town of Rock TRIS	17759	Lincoln Ave Clark Dr (Break) USH 10 (Termini)	Structure	\$280,000.00	\$194,320.00
Town of Saratoga TRI	17761	Rangeline Rd Bornbach Rd Blue Ridge Ln	Pavement Replacement	\$290,000.00	\$23,583.15
Town of Marshfield TRI	18120	Yellowstone Dr Mallard Ave (Termini) W 11th St	Pavement Replacement	\$100,000.00	\$23,583.15
Town of Auburndale TRI	18121	North Rd 1st St (Break) CTH H	Pavement Replacement	\$95,000.00	\$23,583.16
Wood County CHI	18173	CTH W 32nd St S CTH U	Reconditioning	\$465,000.00	\$217,628.29
Wood County CHIS	18241	CTH W 45th St S 49th St S	Reconstruction	\$1,210,000.00	\$384,714.63
TOTAL for Wood County				\$4,178,681.92	\$1,233,154.18

Local Roads Improvement Program (LRIP)

2022 - 2023 TRID Project Summary

Town County	Project Number	On Route From Route To Route	Improvement Type	Total Project Cost	Approved Reimbursement Amount
Town of Wood Wood	17242	Lincoln Rd Elm Rd (Termini) 6th Ave (Termini)	Pavement Replacement	\$334,421.72	\$167,210.86
Town of Ahnapee Kewaunee	17243	Washington Rd Cedar Dr Wolf River Dr	Structure	\$357,000.00	\$177,678.90
Town of Porter Rock	17244	W Leedle Mill Rd Danks Rd (Termini) STH 138 (Termini)	Reconditioning	\$288,000.00	\$143,337.60
Town of Brothertown Calumet	17245	N Town Hall Rd CTH H (Termini) W Jefferson Rd (Break)	Pavement Replacement	\$653,829.00	\$325,410.69
		N Town Hall Rd W Jefferson Rd (Break) USH 151 (Termini)			
Town of Bovina Outagamie	17246	Koepke Rd STH 76 La Marche Rd	Pavement Replacement	\$397,585.61	\$191,614.50
Town of Burlington Racine	17247	Lake St CTH W (Termini) Weiler Rd (Termini)	Reconstruction	\$711,563.70	\$354,145.25
Town of Fox Lake Dodge	17248	Lake Emily Rd CTH A (Termini) Lake Emily Rd (Termini)	Resurfacing	\$685,000.00	\$340,924.50
Town of Mount Pleasant Green	17249	Wettach Rd N Monroe St (Termini) Wettach Rd (Termini)	Reconstruction	\$184,000.00	\$91,576.80
Town of Union Waupaca	17250	White Clover Rd STH 161 (Termini) White Clover Rd (Termini)	Pavement Replacement	\$242,320.00	\$116,499.13
Town of Plum Lake Vilas	17251	Golf Course Rd Plum Lake Dr (Termini) Golf Course Rd (Termini)	Reconditioning	\$284,742.82	\$142,371.41
Town of Randolph Columbia	17252	Sterk Rd STH 33 (Termini) CTH E	Pavement Replacement	\$1,630,600.00	\$811,549.62
Town of Medford Taylor	17253	Castle Rd Center Ave Wester Ave	Pavement Replacement	\$725,000.00	\$360,832.50
		Castle Rd Wester Ave CTH M (Termini)			
Town of La Valle Sauk	17254	Cobbledick Rd Section 11 Rd (Termini) CTH F (Termini)	Reconditioning	\$1,235,000.00	\$614,659.50
Town of Somerset St. Croix	17255	205th Ave CTH I (Termini) STH 35	Reconstruction	\$1,799,704.00	\$895,712.68
Town of Sumpter Sauk	17256	Kings Corner Rd USH 12 (Termini) Stones Pocket Rd	Reconditioning	\$646,833.03	\$321,928.80

Local Roads Improvement Program (LRIP)

2022 - 2023 TRID Project Summary

Town County	Project Number	On Route From Route To Route	Improvement Type	Total Project Cost	Approved Reimbursement Amount
Town of Medina Dane	17257	Box Elder Rd (1) STH 19 (Termini) Missouri Rd	Reconstruction	\$508,000.00	\$252,831.60
Town of Three Lakes Oneida	17258	Winkler Rd STH 32 (Termini) USH 45 (Termini)	Reconstruction	\$910,125.94	\$436,582.44
Town of Bass Lake Sawyer	17259	Williams Rd STH 27 (Termini) CTH E (Termini)	Reconditioning	\$819,407.78	\$373,275.00
Town of Byron Monroe	17260	Fountain Ave Franklin Rd CTH PP (Termini)	Reconditioning	\$495,700.00	\$246,709.89
Town of Colburn Chippewa	17261	130th Ave CTH H CTH G	Reconditioning	\$600,000.00	\$298,620.00
Town of Mcmillan Marathon	17262	Mann St Lincoln Ave (Termini) Saint Joseph Ave	Reconstruction	\$1,189,417.64	\$591,973.16
Town of Union Door	17263	Tru Way Rd CTH D CTH DK	Reconstruction	\$555,000.00	\$276,223.50
		Tru Way Rd CTH DK Ledge Rd			
Town of Ridgeway Iowa	17264	Hands Hill Rd S Clay Hill Rd (Termini) Jungbluth Rd	Reconditioning	\$258,500.00	\$128,655.45
Town of Flambeau Rusk	17265	Flambeau Ave Flambeau Ave (Termini) Flambeau Ave (Termini)	Pavement Replacement	\$102,177.15	\$50,853.57
Town of Evergreen Washburn	17266	Dock Lake Rd Perch Lake Rd County Line Rd	Pavement Replacement	\$310,725.96	\$155,362.98
Town of Beetown Grant	17267	Diamond Grove Rd Dodge Rd CTH V	Reconditioning	\$976,800.00	\$486,153.36
		Dodge Rd Diamond Grove Rd CTH U (Termini)			
Town of Spring Brook Dunn	17268	960th St CTH H (Termini) Buena Vista Rd (Termini)	Reconditioning	\$845,250.00	\$420,680.93
Town of Cedarburg Ozaukee	17269	Sherman Rd Horns Corners Rd STH 181 (Termini)	Pavement Replacement	\$286,628.98	\$103,839.35
Town of Northfield Jackson	17270	May Coulee Rd STH 121 (Termini) W May Coulee Rd	Reconditioning	\$1,350,000.00	\$671,895.00

Local Roads Improvement Program (LRIP)

2022 - 2023 TRID Project Summary

Town County	Project Number	On Route From Route To Route	Improvement Type	Total Project Cost	Approved Reimbursement Amount
Town of Excelsior Sauk	17271	Ableman Rd STH 136 (Termini) E Lake Virginia Rd	Reconditioning	\$730,000.00	\$363,321.00
Town of Forest Richland	17272	River Dr STH 131 (Termini) STH 56 (Termini)	Resurfacing	\$185,000.00	\$92,074.50
Town of Aurora Florence	17273	Fisher Lake Pkwy Lakeview Dr Pemenee Rd	Reconditioning	\$254,687.50	\$127,343.75
Town of Wood River Burnett	17274	N Fork Dr CTH D (Termini) Lara Rd	Structure	\$200,000.00	\$99,540.00
Town of Pleasant Valley Eau Claire	17275	Cedar Rd Lowes Creek Rd Balsam Rd (Break)	Reconstruction	\$766,000.00	\$381,238.20
Town of Mecan Marquette	17276	Eagle Rd Soda Rd STH 73 (Termini)	Pavement Replacement	\$320,578.15	\$136,436.49
Town of New Glarus Green	17277	N Argue Rd CTH W (Termini) STH 92 (Termini)	Reconstruction	\$482,056.82	\$239,919.68
Town of Stiles Oconto	17343	Guelig Rd Meadow Brook Rd CTH I (Termini)	Reconstruction	\$148,423.00	\$73,870.13
Town of Elcho Langlade	17344	Isle Of Pines Dr CTH U (Termini) E Isle Of Pine Dr (Termini)	Reconstruction	\$175,000.00	\$87,097.50
Town of Gilman Pierce	17658	750th Ave CTH N CTH BB (Termini)	Structure	\$1,056,370.00	\$525,755.35
Town of Grand View Bayfield	17686	Triangle Dr Pioneer Rd (Termini) CTH D (Termini)	Reconditioning	\$230,000.00	\$114,471.00
Town of Silver Cliff Marinette	17699	Old J Rd Limberg Ln Harper Rd	Pavement Replacement	\$193,700.00	\$74,655.00
Town of Fifield Price	17706	Walnut St Linden Ave (Termini) Walnut St (Termini)	Reconditioning	\$1,210,000.00	\$602,217.00
		Maple St Linden Ave (Break) Ridge Ave (Termini)			
		Spruce St STH 13 Ridge Ave			
		Pine St STH 13 Ridge Ave			

Local Roads Improvement Program (LRIP)

2022 - 2023 TRID Project Summary

Town County	Project Number	On Route From Route To Route	Improvement Type	Total Project Cost	Approved Reimbursement Amount
		Linden Ave STH 13 (Termini) STH 70 (Termini)			
		Balsam St STH 13 Linden Ave			
		Ridge Ave Pine St Walnut St (Termini)			
Town of Barksdale Bayfield	17709	Cozy Corner Rd J Buvala Rd North Lutkie Rd	Reconstruction	\$1,125,000.00	\$559,912.50
Town of Worcester Price	17710	W Solberg Lake Rd Disappearing Creek Rd Swiss Point Rd	Structure	\$805,000.00	\$400,648.50
Town of Brookfield Waukesha	17748	Kossow Rd Swenson Dr (Break) Davidson Rd (Termini)	Resurfacing	\$438,222.18	\$218,103.18
Town of Sharon Portage	17749	Edgewood Rd CTH Z (Termini) Edgewood Ln	Pavement Replacement	\$239,300.00	\$119,099.61
		Edgewood Rd Edgewood Ln Dairy Ln (Termini)			
Town of Sharon Portage	17751	Hillcrest Rd CTH Z (Termini) CTH I (Termini)	Reconstruction	\$382,000.00	\$190,121.40
Town of Mitchell Sheboygan	17763	Parnell Rd CTH A (Termini) CTH S	Pavement Replacement	\$540,000.00	\$268,758.00
Town of Oakland Jefferson	17775	Park Rd USH 18 (Termini) USH 12 (Termini)	Reconditioning	\$1,106,000.00	\$550,456.20
Town of Richmond Shawano	17791	Cypress Rd Oak Ave (Termini) CTH A (Termini)	Pavement Replacement	\$427,500.00	\$212,766.75
Town of White River Ashland	17807	Poynette St Van De Bruggen Rd (Termini) STH 13	Pavement Replacement	\$300,000.00	\$149,310.00
		RR Ave Poynette St (Termini) Main St			
		Poynette St STH 13 RR Ave (Break)			
Town of Ledgeview Brown	17810	Dollar Rd Dollar Ln Half Crown Run	Reconstruction	\$750,000.00	\$373,275.00

Local Roads Improvement Program (LRIP)

2022 - 2023 TRID Project Summary

Town County	Project Number	On Route From Route To Route	Improvement Type	Total Project Cost	Approved Reimbursement Amount
Town of Walworth Walworth	17811	N Walworth Rd Lake Rd CTH F	Reconditioning	\$1,495,000.00	\$744,061.50
Town of White River Ashland	17816	Maple Ridge Rd STH 112 Maple Ridge Rd (Termini)	Reconstruction	\$420,000.00	\$209,034.00
Town of Lebanon Waupaca	17842	Church Rd USH 45 (Termini) Collier Rd (Termini)	Pavement Replacement	\$871,000.00	\$433,496.70
Town of Alden Polk	17845	210th St O Ave (Termini) 10th Ave (Break)	Reconstruction	\$515,593.00	\$256,610.64
Town of Phelps Vilas	17851	Grosser Ln STH 17 (Termini) Grosser Ln (Termini)	Reconditioning	\$204,935.00	\$101,996.15
Town of Richland Richland	17871	Maple Grove Dr Fairground Dr (Termini) Hustler Ridge Rd (Termini)	Pavement Replacement	\$205,000.00	\$102,028.50
Town of Franklin Vernon	17880	Black River Rd CTH NN (Termini) STH 27 (Termini)	Resurfacing	\$100,000.00	\$49,770.00
Town of Westport Dane	17884	Cobblestone Ln Woodland Dr (Termini) Polo Ridge	Reconstruction	\$960,000.00	\$477,792.00
Town of Athelstane Marinette	17906	Northway Dr Eagle River Rd Bennett Rd	Pavement Replacement	\$240,000.00	\$119,448.00
Town of Rib Mountain Marathon	17929	Lilac Ave Phlox Ln Morning Glory Ln (Termini)	Reconstruction	\$2,277,000.00	\$1,133,262.90
		Morning Glory Ln Lilac Ave Rib Mountain Dr			
Town of Rosendale Fond du Lac	17934	Olden Rd STH 26 (Break) Lincoln Rd (Termini)	Reconstruction	\$750,000.00	\$373,275.00
Town of Winchester Winnebago	17945	Lakeview Rd CTH M (Termini) Mud Creek Rd	Reconditioning	\$718,473.67	\$357,584.35
Town of Eldorado Fond du Lac	17949	Olden Rd CTH C (Termini) Lincoln Rd (Termini)	Reconstruction	\$2,350,000.00	\$1,169,595.00
Town of Flambeau Rusk	17981	E Cut Off Rd STH 27 (Termini) Round Meadow Rd	Pavement Replacement	\$190,000.00	\$94,563.00
Town of Merrill Lincoln	17988	Airport Rd Termini W Taylor St (Termini)	Reconditioning	\$350,000.00	\$174,195.00

Local Roads Improvement Program (LRIP)

2022 - 2023 TRID Project Summary

Town County	Project Number	On Route From Route To Route	Improvement Type	Total Project Cost	Approved Reimbursement Amount
Town of Dakota Waushara	18009	Dakota Ave STH 22 (Termini) 16th Dr (3)	Pavement Replacement	\$252,250.00	\$125,544.83
Town of Waterloo Jefferson	18030	Waterloo Rd Monroe St S (Termini) Doschadis Dr (Termini)	Pavement Replacement	\$105,000.00	\$52,258.50
Town of Arcadia Trempealeau	18041	Rainey Valley Rd (2) CTH A (Termini) Rumpel Ln	Reconstruction	\$114,500.00	\$56,986.65
Town of Stanley Barron	18045	19th St (1) 18th Ave (Termini) CTH W	Resurfacing	\$750,000.00	\$373,275.00
Town of West Point Columbia	18055	Schoepp Rd STH 60 (Termini) Mussen Rd	Reconditioning	\$516,410.00	\$257,017.26
		Schoepp Rd Mussen Rd Schoepp Rd (Termini)			
Town of Newton Manitowoc	18106	Gass Lake Rd Clover Rd CTH C (Break)	Pavement Replacement	\$452,000.00	\$224,960.40
Town of La Grange Monroe	18112	Ellsworth Rd STH 21 (Termini) Elgin Ave	Reconditioning	\$1,430,100.00	\$711,760.77
Town of Mount Ida Grant	18117	Borah Rd Mt Zion Rd (Termini) Graham Rd	Reconditioning	\$700,000.00	\$348,390.00
		Graham Rd Borah Rd Pine Rd			
Town of Menomonie Dunn	18220	330th St CTH K (Termini) CTH P (Break)	Reconditioning	\$660,000.00	\$328,482.00
Town of Dewey Burnett	18223	Williams Rd CTH X (Termini) Williams Rd (Termini)	Reconstruction	\$215,000.00	\$107,005.50
Town of Saxeville Waushara	18224	Akron Ct Pine Hill Rd (Termini) 29th Dr	Structure	\$364,800.00	\$181,560.96
Town of Harrison Grant	18232	Stanton Rd Quarry Rd Travis Rd Conn	Reconstruction	\$590,000.00	\$293,643.00
Town of Spring Grove Green	18233	Town Center Rd CTH T (Termini) Mt Hope Rd	Reconstruction	\$1,150,000.00	\$572,355.00
Grand Total				\$50,395,232.65	\$24,939,452.32

Local Roads Improvement Program (LRIP) 2022 - 2023 MSID Project Summary

City/Village County	Project Number	On Route From Route To Route	Improvement Type	Total Project Cost	Approved Reimbursement Amount
Village of Stratford Marathon	17315	Monarch St Jasper Ave STH 97	Reconstruction	\$426,000.00	\$213,000.00
		Allington Ave STH 153 (Termini) Monarch St (Termini)			
		Jasper Ave STH 153 (Termini) Monarch St (Termini)			
Village of Footville Rock	17320	Depot St Centre St Janesville Pl	Reconstruction	\$308,000.00	\$154,000.00
		Depot St Sunset Ave Centre St			
City of Beloit Rock	17325	E Grand Ave State St Pleasant St	Reconstruction	\$550,000.00	\$275,000.00
Village of Clear Lake Polk	17327	3rd St 55th St (Termini) 3rd Ave	Reconstruction	\$1,453,200.00	\$400,000.00
Village of Luck Polk	17328	Park Ave Main St (Termini) 7th St	Reconstruction	\$960,800.00	\$400,000.00
City of Westby Vernon	17329	Saugstad Rd Garlick Rd (Break) STH 27 (Termini)	Reconstruction	\$630,000.00	\$315,000.00
City of Elkhorn Walworth	17330	E Centralia St STH 67 CTH H (Termini)	Reconstruction	\$2,240,000.00	\$400,000.00
		McKenzie Ln Protor Dr (Termini) E Centralia St (Termini)			
City of Abbotsford Clark	17331	Linden St STH 13 (Termini) Linden St (Termini)	Reconstruction	\$1,481,460.00	\$326,113.00
Village of Prairie Du Sac Sauk	17332	9th St Grand Ave Broadway St	Reconstruction	\$370,000.00	\$185,000.00
Village of Lake Delton Sauk	17333	S Burritt Ave Xanadu Rd STH 23 (Termini)	Reconstruction	\$475,000.00	\$237,500.00
Village of Sauk City Sauk	17334	Water St Phillips St Phillips Blvd	Reconstruction	\$996,000.00	\$400,000.00
City of Baraboo Sauk	17335	Madison St East St (Termini) Madison Ave (Termini)	Reconstruction	\$1,275,000.00	\$400,000.00
		Madison Ave Madison St (Termini) Draper St (Termini)			

Local Roads Improvement Program (LRIP) 2022 - 2023 MSID Project Summary

City/Village County	Project Number	On Route From Route To Route	Improvement Type	Total Project Cost	Approved Reimbursement Amount
City of Kewaunee Kewaunee	17336	Dodge St Baumeister Dr Kilbourn St	Reconstruction	\$2,104,050.00	\$400,000.00
Village of Reeseville Dodge	17337	Jackson St Main St (Termini) CTH J (Termini)	Pavement Replacement	\$935,364.00	\$400,000.00
City of Menomonie Dunn	17338	Pine Ave E Stout St Game Park Rd	Reconstruction	\$1,615,000.00	\$400,000.00
Village of Waterford Racine	17339	Main St Milwaukee St STH 36 (Break)	Reconstruction	\$1,200,000.00	\$400,000.00
City of Wisconsin Dells Columbia	17342	River Rd (1) Kansas Ave Waubeek Rd (Break)	Reconstruction	\$1,830,493.00	\$400,000.00
		Waubeek Rd River Rd (1) (Break) River Rd (2) (Termini) (Break)			
		River Rd (2) Waubeek Rd (Termini) River Rd (1) (Termini)			
		River Rd (1) Waubeek Rd (Break) River Rd (2) (Termini)			
City of Waupun Fond du Lac	17732	Rock Ave CTH MMM (Break) N Harris Ave	Reconstruction	\$988,260.00	\$400,000.00
		Newton Ave Rock Ave (Termini) N Harris Ave			
City of Beaver Dam Dodge	17737	Curie St Madison St (Termini) Rosendale St	Reconstruction	\$810,000.00	\$400,000.00
		Curie St Rosendale St S Center St (Termini)			
Village of Mazomanie Dane	17767	Hudson St Marion St Walter Rd	Reconstruction	\$1,122,500.00	\$400,000.00
City of Barron Barron	17792	E Lasalle Ave S Mill St (Termini) S 2nd St	Reconstruction	\$1,956,730.00	\$400,000.00
		E Lasalle Ave S 2nd St S 3rd St			
		E Lasalle Ave S 3rd St S 7th St			

Local Roads Improvement Program (LRIP)

2022 - 2023 MSID Project Summary

City/Village County	Project Number	On Route From Route To Route	Improvement Type	Total Project Cost	Approved Reimbursement Amount
City of Oconto Oconto	17817	Spies Rd CTH Y (Termini) Park Ln (Termini)	Reconstruction	\$685,000.00	\$342,500.00
		Park Ln Spies Rd (Termini) CTH Y (Termini)			
		Yacht Club Rd Spies Rd (Termini) Spies Rd (Termini)			
City of Greenfield Milwaukee	17824	S 68th St W Edgerton Ave CTH Y	Pavement Replacement	\$1,485,000.00	\$400,000.00
City of Wausau Marathon	17825	S 17th Ave Connector STH 52 to S 17th Ave (Break) Elm St (2) (Termini)	Reconstruction	\$1,400,000.00	\$400,000.00
Village of Butternut Ashland	17833	N 3rd St W Illinois St W Michigan St (Termini)	Reconstruction	\$809,000.00	\$400,000.00
		S 3rd St W Michigan St (Termini) W Minnesota St (Termini)			
		W Minnesota St S 2nd St (Termini) S 5th St (Termini)			
		S 4th St W Michigan St (Termini) W Minnesota St			
Village of Curtiss Clark	17834	Matthias Dr CTH E Plaza Dr (Termini)	Pavement Replacement	\$843,039.00	\$400,000.00
		Plaza Dr Matthias Dr Plaza Dr (Termini)			
City of Viroqua Vernon	17835	South St Rock Ave Parkwood Trail St	Reconstruction	\$1,079,401.00	\$400,000.00
Village of Junction City Portage	17844	W Second St CTH G (Break) Morgan Ave (Termini)	Reconstruction	\$325,000.00	\$162,500.00
Village of Menomonee Falls Waukesha	17879	County Line Rd W STH 145 (Termini) Boundary Rd (Termini)	Reconstruction	\$3,048,000.00	\$400,000.00
Village of Athens Marathon	17898	Schlegel St Maple St Elm St	Reconstruction	\$511,899.00	\$255,949.50
		Elm St Caroline St (Termini) Schlegel St			

Local Roads Improvement Program (LRIP) 2022 - 2023 MSID Project Summary

City/Village County	Project Number	On Route From Route To Route	Improvement Type	Total Project Cost	Approved Reimbursement Amount
		Elm St Schlegel St Pine St			
Village of Lake Hallie Chippewa	17905	117th St 40th Ave (Break) Nelson Rd (Termini)	Reconstruction	\$747,300.00	\$373,650.00
City of Burlington Racine	17933	N Pine St Jefferson St Milwaukee Ave (Break)	Reconstruction	\$1,158,000.00	\$400,000.00
		E Chestnut St Milwaukee Ave (Termini) N Pine St (Termini)			
Village of Oakdale Monroe	17937	E Cougar Dr CTH PP (Termini) Bobcat Dr (Termini)	Pavement Replacement	\$509,000.00	\$254,500.00
		Bobcat Dr E Cougar Dr (Termini) USH 12 (Termini)			
City of Rhinelander Oneida	17940	Messer St Rose St Hodag Beach Dr (Termini)	Reconstruction	\$1,150,000.00	\$400,000.00
		Rose St Messer St Rose St (Termini)			
		Lake Shore Dr Doyle St Rose St (Termini)			
City of Waterloo Jefferson	17963	Waterloo Rd CTH O (Termini) Sunset View Ln (Termini)	Pavement Replacement	\$255,000.00	\$127,500.00
Village of Allouez Brown	17969	E Greene Ave Libal St East River Dr	Reconstruction	\$1,100,000.00	\$400,000.00
Village of Union Grove Racine	17983	67th Dr 67th Dr (Termini) 58th Rd (Termini)	Reconstruction	\$1,640,000.00	\$400,000.00
City of Fond Du Lac Fond du Lac	18046	S Military Rd (1) Arlington Ave Superior St	Reconstruction	\$637,500.00	\$318,750.00
City of Lodi Columbia	18075	Fair St Millston Ave Elizabeth St	Reconstruction	\$1,338,851.00	\$400,000.00
		Fair St Elizabeth St Gallagher Rd (Termini)			
Village of Newburg Washington	18109	W Main St Hickory Rd Municipal Dr (Termini)	Reconstruction	\$2,238,864.90	\$400,000.00
Grand Total				\$44,688,711.90	\$13,940,962.50

Local Roads Improvement Program (LRIP) 2022 - 2023 CHID Project Summary

County	Project Number	On Route From Route To Route	Improvement Type	Total Project Cost	Approved Reimbursement Amount
WCHA District 1 - South Central					
Dodge	17181	CTH M CTH JM CTH J	Reconstruction	\$4,300,000.00	\$550,000.00
Iowa	17184	CTH T Lone Pine Dr Lakeview Rd	Reconstruction	\$2,381,410.00	\$950,000.00
Jefferson	17720	CTH Q CTH B STH 19 (Termini)	Reconditioning	\$1,690,000.00	\$475,014.75
Rock	17799	CTH N Ramp STH 26 to CTH N (1) Warner Rd (Termini)	Pavement Replacement	\$2,559,196.20	\$700,000.00
		CTH N STH 59 (Break) N Milton Rd			
Columbia	18043	CTH J Smokey Hollow Rd (Break) USH 51 (Termini)	Resurfacing	\$1,400,000.00	\$700,000.00
WCHA District 2 - Southeast					
Waukesha	17193	CTH Y Racine Ct Sheffield Dr	Resurfacing	\$2,214,810.00	\$1,071,650.00
		CTH VV Victoria Cir (2) Locust St (Break)			
		CTH R CTH P (Termini) CTH C (Termini)			
		CTH JK CTH KE Merton Ave (Termini)			
Kenosha	17194	CTH H STH 165 (Break) 93rd Pl	Resurfacing	\$1,895,159.75	\$549,054.26
		CTH H Bain Station Rd STH 50 (Break)			
Walworth	17908	CTH O USH 14 (Termini) Summit Dr	Resurfacing	\$2,053,500.00	\$387,251.87
		CTH O Summit Dr Homestead Rd (Break)			
Washington	18131	CTH M Pioneer Rd CTH T	Reconstruction	\$1,656,000.00	\$414,263.49
Racine	18151	CTH V CTH C Kraut Rd	Reconditioning	\$1,100,000.00	\$470,806.50

Local Roads Improvement Program (LRIP) 2022 - 2023 CHID Project Summary

County	Project Number	On Route From Route To Route	Improvement Type	Total Project Cost	Approved Reimbursement Amount
		CTH V Kraut Rd Golf Rd			
		CTH V Golf Rd CTH K			
Milwaukee	18154	CTH U S County Line Rd (1) (Termini) S Creekview Ct	Reconstruction	\$7,880,000.00	\$1,467,167.63
Ozaukee	18249	CTH KW CTH H (Termini) Lake Dr	Reconstruction	\$800,000.00	\$322,176.02
WCHA District 3 - Northeast					
Fond du Lac	17183	CTH V Reinhardt Rd Shady Ln	Pavement Replacement	\$1,207,106.91	\$588,438.21
		CTH B CTH V Margaret Ave			
Manitowoc	17818	CTH R Sunset Rd CTH P	Reconstruction	\$1,275,000.00	\$588,438.17
Kewaunee	18036	CTH KB CTH V Schultz Rd	Structure	\$600,000.00	\$300,000.00
Kewaunee	18037	CTH BB Schaller Ln (Break) CTH B (Break)	Structure	\$300,000.00	\$150,000.00
Calumet	18050	CTH HH 12th St CTH A	Pavement Replacement	\$1,425,000.00	\$588,438.17
Oconto	18133	CTH BB Old Bb Rd (Termini) Forest Ave	Pavement Replacement	\$1,640,000.00	\$588,438.00
		CTH G STH 22 (Termini) CTH A			
Door	18202	CTH DK CTH H Stone Rd	Resurfacing	\$1,506,530.00	\$588,438.00
Kewaunee	18272	CTH AB CTH KB CTH J	Pavement Replacement	\$280,000.00	\$138,438.00
WCHA District 4 - Central					
Waupaca	17182	CTH OO Kutchenriter Rd CTH O (Termini)	Pavement Replacement	\$847,945.94	\$234,105.00

Local Roads Improvement Program (LRIP) 2022 - 2023 CHID Project Summary

County	Project Number	On Route From Route To Route	Improvement Type	Total Project Cost	Approved Reimbursement Amount
Green Lake	17187	CTH J N Fulton St (Break) STH 49 (Termini)	Pavement Replacement	\$1,367,809.00	\$468,209.00
Waushara	18102	CTH FF Slater St (Termini) CTH C	Pavement Replacement	\$1,000,000.00	\$468,209.41
		CTH E CTH H CTH A (Break)			
Portage	18104	CTH D CTH J (Termini) CTH Q	Resurfacing	\$966,000.00	\$468,209.41
Adams	18292	CTH M 8th Dr 1st Ave (Termini)	Reconstruction	\$2,252,000.00	\$468,209.41
WCHA District 5 - Southwest					
Vernon	17756	CTH P Strait Rd Weister Rd	Structure	\$546,480.00	\$273,240.00
		CTH P Wolf Valley Rd Rogers Rd			
Juneau	18057	CTH J USH 12 (Termini) CTH HH	Pavement Replacement	\$750,000.00	\$350,000.00
Crawford	18127	CTH H STH 171 (Termini) Tiller Rd	Pavement Replacement	\$989,758.64	\$494,879.32
		CTH H Tiller Rd USH 61 (Termini)			
La Crosse	18293	CTH W CTH M CTH D (Termini)	Reconditioning	\$910,000.00	\$237,000.00
WCHA District 6 - West Central					
Trempealeau	17188	CTH O CTH D (Termini) CTH E	Reconditioning	\$400,000.00	\$174,899.95
Taylor	17189	CTH M CTH M (Termini) Ellis Rd	Pavement Replacement	\$257,585.26	\$79,515.99
St. Croix	17190	CTH J Sherwood Forest CTH N	Reconstruction	\$290,000.00	\$105,000.00
Buffalo	17192	CTH H CTH HH STH 37 (Break)	Resurfacing	\$335,300.00	\$152,538.00
		CTH O STH 35 Belvidere Ridge Rd			

Local Roads Improvement Program (LRIP)

2022 - 2023 CHID Project Summary

County	Project Number	On Route From Route To Route	Improvement Type	Total Project Cost	Approved Reimbursement Amount
Eau Claire	17726	CTH I CTH V Peuse Rd	Pavement Replacement	\$960,000.00	\$396,768.01
Chippewa	17795	CTH T CTH S 84th Ave	Structure	\$1,110,000.00	\$323,311.25
		CTH K 210th St 100th Ave			
Clark	18008	CTH P CTH N STH 29 (Termini)	Pavement Replacement	\$563,200.00	\$187,976.33
Pierce	18022	CTH I STH 29 (Termini) CTH B (Termini)	Pavement Replacement	\$355,736.07	\$102,752.56
		CTH B Pierce - St Croix Rd (Termini) CTH I			
Dunn	18054	CTH I 930th St 1450th Ave (Termini)	Pavement Replacement	\$575,000.00	\$256,990.07
Pepin	18066	CTH Z CTH X (Termini) CTH Z (Termini)	Reconstruction	\$469,654.00	\$207,398.65
		CTH JJ STH 35 (Termini) CTH J (Termini)			
St. Croix	18070	CTH S CTH O CTH D	Reconditioning	\$662,338.00	\$238,482.26
Jackson	18089	CTH HH Case Rd CTH HH (Termini)	Reconditioning	\$419,484.00	\$132,669.12
WCHA District 7 - North Central					
Iron	17180	CTH G Owl Lake Rd Batte Rd	Reconditioning	\$545,560.00	\$217,308.12
Vilas	17941	CTH M Dairymens Rd CTH B (Termini)	Reconditioning	\$567,791.13	\$217,308.13
Florence	17943	CTH C Sleeter Rd Range Rd	Pavement Replacement	\$506,360.00	\$217,308.13
Lincoln	18025	CTH D Sump Lake Rd Old D Rd	Reconditioning	\$597,019.11	\$217,308.12
WCHA District 8 - Northwest					

Local Roads Improvement Program (LRIP)

2022 - 2023 CHID Project Summary

County	Project Number	On Route From Route To Route	Improvement Type	Total Project Cost	Approved Reimbursement Amount
Sawyer	17185	CTH W Price Lake Rd (Termini) West Ln	Resurfacing	\$495,000.00	\$200,000.00
Bayfield	17186	CTH C Blueberry Ln (Termini) Siskiwit Falls Rd	Pavement Replacement	\$262,400.00	\$125,000.00
Burnett	17191	CTH FF Yellow Lake Rd (1) CTH U	Resurfacing	\$585,000.00	\$253,749.97
		CTH U CTH FF (Termini) N Lake Rd			
Polk	17771	CTH P USH 63 (Break) CTH A	Pavement Replacement	\$715,923.00	\$350,000.00
Rusk	18028	CTH P STH 27 Hansen Rd	Pavement Replacement	\$350,000.00	\$150,000.00
Douglas	18190	CTH D CTH B (Termini) South Shore Grade	Pavement Replacement	\$510,000.00	\$250,000.00
Grand Total				\$59,327,057.01	\$19,606,359.28

APPENDIX A: Local Roads Improvement Program-Supplemental (LRIP-S)

The Local Roads Improvement Program-Supplemental (LRIP-S) is a one-time funding supplement to LRIP occurring in the 2022-2023 biennium. This additional \$100 million in discretionary funding assists local governments in improving seriously deteriorating county highways, town roads, and city and village streets. LRIP-S projects can be funded at up to a 90% state cost share.

The Local Roads Improvement Program (LRIP) is divided into two primary local road improvement program components - **entitlement** and **discretionary**. In most respects, the 2022-23 LRIP-S program component is a close analogue of the LRIP-Discretionary (LRIP-D) program component in that projects are subject to a competitive discretionary committee-based review and award selection process. The only substantive difference between the two component types is that LRIP-D projects can be funded up to a maximum 50% state cost share, while LRIP-S projects can be funded at up to a maximum 90% state cost share.

Due to the similarities between these two LRIP program components, and in an effort to streamline the discretionary committee selection process, when selections were made in 2021, WisDOT proposed allowing the LRIP discretionary committees the ability to consider all discretionary project applications for funding in either component type (i.e., LRIP-D and LRIP-S) unless the applicant indicated they would only accept greater than 50% project funding. Applicants who indicated they would only accept greater than 50% funding were then only considered for the LRIP-S program component. With this approach, all LRIP-D and LRIP-S project award recommendations could be made by the LRIP discretionary committees on the same day. WisDOT sought and received concurrence for this approach from the three primary state municipal organizations in November 2021: the Wisconsin Towns Association (WTA), the League of Wisconsin Municipalities (LWM), and the Wisconsin County Highway Association (WCHA).

LRIP-Discretionary funds are provided to counties via the County Highway Improvement Discretionary (CHID) program, to towns via the Town Road Improvement Discretionary (TRID) program, and to cities and villages via the Municipal Street Improvement Discretionary (MSID) program components. LRIP-Supplemental funds are provided to counties via the County Highway Improvement Supplemental (CHIS), to towns via the Town Road Improvement Supplemental (TRIS) program, and to cities and villages via the Municipal Street Improvement Supplemental (MSIS) program components.

County applications for LRIP are generally not forwarded to WisDOT; County LRIP-D/S projects are selected in regional county meetings with award information subsequently communicated to WisDOT. The Statewide Municipal Street Improvement Discretionary Committee (SMSIDC) is the committee charged with reviewing and scoring applications and recommending awards for the LRIP MSID/MSIS program components to the WisDOT Secretary for approval. The League of Wisconsin Municipalities propose all committee member appointments to the SMSIDC. The Statewide Town Road Improvement Discretionary Committee (STRIDC) is the committee charged with reviewing and scoring applications and recommending awards for the LRIP TRID/TRIS program components to the WisDOT Secretary for approval. The Wisconsin Towns Association proposes all committee member appointments to the STRIDC.

Program guidelines require a six-member discretionary committee of individuals who are recommended by the LWM. They also require a 15-member committee of individuals nominated by the WTA, made up of WTA District Directors and one representative each from the Wisconsin Farm Bureau, the Great Lakes Timber Professionals Association, and the Wisconsin Dairy Business Association. The WisDOT Secretary formally approves all LRIP discretionary committee members.

Statewide Review Committees for LRIP-S project funding allocation

The 2022-23 LRIP-S program funding distribution is provided in the Funding Distribution Table:

2022-23 LRIP-S Funding Distribution Table				
	City/Village	County	Town	Total
Total Apportionment	\$25,386,000	\$35,559,100	\$39,054,900	\$100,000,000

2022-23 LRIP-D/S Funding Distribution Table				
	City/Village	County	Town	Total
LRIP-S	\$25,386,000	\$35,559,100	\$39,054,900	\$100,000,000
LRIP-D	\$14,340,963	\$19,827,160	\$25,422,026	\$59,590,149
Total	\$39,726,963	\$55,386,260	\$64,476,926	\$159,590,149

On March 1, 2022, the STRIDC met to review the 437 submitted applications from Wisconsin towns for discretionary and supplemental grants under the LRIP program. The committee recommended 81 projects for TRID funding, allocating a total of \$25,421,269.65. For the TRIS program component, the committee recommended 73 projects for funding, totaling \$39,054,185.66 in awards. The STRIDC also approved a contingency process for the allocation of the remainder of this funding in each component. In the event any of the awards were not accepted by the project sponsors, the STRIDC Chair and the Executive Director of the WTA reviewed the next highest scoring project from the same WTA district and awarded the next project in line for award and provided funding accordingly.

On March 17, 2022, the SMSIDC met to review the 166 submitted applications from Wisconsin cities and villages for discretionary and supplemental grants under the LRIP program. The SMSIDC chose to award 50% of eligible project costs up to a maximum cap of \$400,000. The committee recommended 41 projects for MSID funding, allocating a total of \$14,340,962.50. For the MSIS program component, the committee recommended 24 projects for funding, totaling \$25,317,299.61. The SMSIDC also approved a contingency process. If any of the awards were not accepted by the project sponsors, the next highest scoring project would be awarded funding.

Throughout the LRIP application period (October 1, 2021-January 15, 2022), each of the eight WCHA District Committees met to recommend their CHID and CHIS projects. In total, the WCHA committees recommended 52 CHID projects totaling \$19,802,159.57. They also recommended 71 CHIS projects totaling \$33,627,360.06. Ongoing communications with the WCHA produced additional projects to allocate remaining funds in the CHIS program component.

The WisDOT Secretary approved all LRIP-D/S committee award recommendations in late March 2022. The final project list contained in this report differs slightly from the original list of committee recommendations because awarded projects can drop out, allowing new contingency projects to receive funding. LRIP-S funds that do not get spent due to local project withdrawal, adjustments to reimbursements due to project cost changes, or for other unforeseen reasons have been reallocated to the next highest scoring projects that were not funded in the corresponding program component.

LRIP-D/S Statewide Review Committee Membership

The members of the LRIP-Discretionary/Supplemental committees served as the statewide review committees for the distribution of LRIP-S funds. Thank you to the members of these committees for the work in scoring and picking applications. The members included:

Statewide Town Road Improvement Discretionary Committee (STRIDC)

- Steve Dickinsen, (Committee Chair), Town of Garfield, Jackson County
- Keith Henderson, Town of Brookfield, Waukesha County
- John Piechowski, Town of Warren, Waushara County
- Dale Houdek, Town of Emery, Price County
- Tom Winker, Town of Belgium, Ozaukee County
- Mike Pagel, Town of Lanark, Portage County
- Betty Manson, Town of Plymouth, Juneau County
- Kevin Koth, Town of Bradley, Lincoln County
- Jack Herricks, Town of Jefferson, Monroe County
- Joe Schumacher, Town of Ellington, Outagamie County
- Bob Dries, Town of Clyde, Iowa County
- Joe Lorence, Town of Marshall, Rusk County
- Henry Schienebeck, Great Lakes Timber Professionals Association
- Chad Zuleger, Wisconsin Dairy Business Association
- Robert Nigh, Wisconsin Farm Bureau

Statewide Municipal Street Improvement Discretionary Committee (SMSIDC)

- Mark Johnsrud (Committee Chair), Administrator, City of St. Francis
- Mike Wiza, Mayor, City of Stevens Point
- Randy Reeg, Administrator, City of Mauston
- Dawn Wagner, Administrator, Village of Saukville
- Kayla Thorp, Administrator, Village of Butler
- Gary Olson, Administrator, Village of Rothschild

WisDOT LRIP-S Committee Staff:

- Merrill Mechler-Hickson, WisDOT Local Programs & Finance Section Chief
- Tim Olusegun, WisDOT Local Programs & Finance Section Supervisor
- Patrick Vander Sanden, Statewide Local Program Manager

169 projects were funded in the LRIP-Supplemental program, for a total of \$97,768,499.02. The projects are throughout the State of Wisconsin, with 72 counties having at least one LRIP-Supplemental award. The full list of awards is available in the three reports that follow.

Local Roads Improvement Program (LRIP)

2022 - 2023 TRIS Project Summary

Town County	Project Number	On Route From Route To Route	Improvement Type	Total Project Cost	Approved Reimbursement Amount
Town of Lafayette Chippewa	17214	190th St CTH X 70th Ave (Break)	Reconditioning	\$595,691.62	\$536,122.45
Town of Chelsea Taylor	17215	Hillcrest Rd Black River Rd Horseshoe Lake Ave (Termini)	Pavement Replacement	\$550,000.00	\$381,700.00
Town of Sheboygan Falls Sheboygan	17216	Playbird Rd Playbird Rd (Termini) Rangeline Rd (Termini)	Reconstruction	\$1,739,218.50	\$1,207,017.64
Town of Dunn Dane	17217	Rutland-Dunn Town Line Rd E Netherwood St (Termini) Sunrise Rd (Break)	Reconstruction	\$1,579,931.49	\$1,030,075.89
		Rutland-Dunn Town Line Rd Rutland-Dunn Town Line Rd (Break) Lake Kegonsa Rd			
		Lake Kegonsa Rd Rutland-Dunn Town Line Rd (Termini) Rutland-Dunn Town Line Rd			
		Rutland-Dunn Town Line Rd Lake Kegonsa Rd Starr School Rd			
		Rutland-Dunn Town Line Rd Starr School Rd USH 51 (Termini)			
Town of Lincoln Buffalo	17218	Shaub Rd STH 88 (Termini) Shaub Rd (Termini)	Structure	\$436,500.00	\$302,931.00
Town of Clinton Vernon	17219	Irish Ridge Rd Dell Rd (Termini) Parker Rd	Reconditioning	\$1,249,700.00	\$867,291.80
Town of Bayfield Bayfield	17220	Star Route Gotchling Rd Munson Rd	Reconstruction	\$1,587,286.00	\$1,101,576.48
Town of Cicero Outagamie	17221	State Rd Deerview Rd (Termini) State Rd (Termini)	Pavement Replacement	\$349,139.00	\$242,302.47
Town of Albion Jackson	17222	Cloverdale Rd CTH C (Termini) Steele Rd (Termini)	Reconditioning	\$654,400.00	\$454,153.60
Town of Portland Monroe	17223	Ogden Ave STH 27 (Termini) Hagen St (Termini)	Reconditioning	\$574,000.00	\$398,356.00
Town of Calumet Fond du Lac	17224	Schoenborn Rd CTH Q (Termini) Schoenborn Rd (2) (Termini)	Reconditioning	\$1,373,049.07	\$952,896.05
Town of Wascott Douglas	17225	South Mail Rd CTH T (Termini) Short Cut Rd	Reconstruction	\$118,145.00	\$72,870.00

Local Roads Improvement Program (LRIP)

2022 - 2023 TRIS Project Summary

Town County	Project Number	On Route From Route To Route	Improvement Type	Total Project Cost	Approved Reimbursement Amount
Town of Bristol Dane	17226	Twin Ln Branch Rd E Twin Lane Rd (Termini)	Pavement Replacement	\$1,541,900.00	\$1,070,078.60
Town of Eagle Richland	17227	Hoosier Creek Rd Town Hall Rd (Termini) STH 80 (Termini)	Reconditioning	\$495,000.00	\$343,530.00
Town of Kossuth Manitowoc	17228	Rockwood Rd CTH R CTH Q	Pavement Replacement	\$615,000.00	\$426,810.00
		Rockwood Rd Stone Rd (1) CTH R			
Town of Baraboo Sauk	17229	S Shore Rd CTH DL (Termini) S Lake Rd (Break)	Reconditioning	\$901,600.00	\$625,710.40
Town of Princeton Green Lake	17230	Bend Rd Oxbow Trl CTH T (Termini)	Reconstruction	\$600,000.00	\$416,400.00
Town of Reedsburg Sauk	17231	Prairie View Dr Herritz Rd (Termini) Sand Hill Rd (Termini)	Structure	\$290,000.00	\$201,260.00
Town of Elk Mound Dunn	17232	620th Ave 620th Ave (Termini) STH 40 (Termini)	Reconstruction	\$1,352,590.00	\$938,697.46
Town of Crescent Oneida	17233	S River Rd USH 8 (Termini) S River Rd (Termini)	Pavement Replacement	\$1,231,278.00	\$854,506.93
Town of Pine Lake Oneida	17234	River Rd Eagles Bluff Rd Hilstrom Dr (Termini)	Pavement Replacement	\$926,218.32	\$599,963.00
Town of Round Lake Sawyer	17235	Twin Lake Rd 6 Lower Twin Lake Rd Farnsworth Rd	Pavement Replacement	\$329,904.00	\$228,953.38
Town of Springwater Waushara	17236	Archer Ln 22nd Ave (Termini) 24th Ave (Termini)	Pavement Replacement	\$419,991.47	\$283,755.78
Town of Unity Trempealeau	17237	Erleen Rd CTH H (Termini) CTH D (Termini)	Reconstruction	\$713,850.00	\$495,411.90
Town of Newport Columbia	17238	River Rd River Rd (2) (Termini) Waubeek Rd (Termini)	Reconstruction	\$165,174.00	\$114,630.76
Town of Kimball Iron	17239	Range View Dr 10th Ave N (Termini) CTH D	Reconditioning	\$413,474.26	\$284,067.00
		N 10th Ave USH 51 Range View Dr			

Local Roads Improvement Program (LRIP)

2022 - 2023 TRIS Project Summary

Town County	Project Number	On Route From Route To Route	Improvement Type	Total Project Cost	Approved Reimbursement Amount
Town of Carey Iron	17240	S Carey Dr Odanah Rd (Termini) Baldovin Rd	Reconditioning	\$302,000.00	\$209,588.00
		McCrosen Rd S Carey Dr (Termini) Brunell Rd			
Town of Jamestown Grant	17241	Rock Cut Rd Spring Valley Rd Fairplay Rd (Termini)	Structure	\$365,000.00	\$253,310.00
Town of Wausau Marathon	17340	Evergreen Rd Ashland Ave (Termini) Jim Moore Creek Rd	Reconstruction	\$353,112.48	\$308,830.00
Town of Dell Prairie Adams	17341	River Rd (2) River Rd (Termini) N Grouse Ln	Reconstruction	\$1,075,575.00	\$746,449.05
		River Rd (2) N Grouse Ln Chula Vista Pkwy			
Town of Hamburg Vernon	17535	Bendel Ln N Chipmunk Rd (Termini) Bendel Ln (Termini)	Structure	\$543,600.00	\$377,258.40
Town of Lake Price	17745	Omaha Rd (2) Termini CTH E (Termini)	Pavement Replacement	\$440,000.00	\$305,360.00
Town of Grant Portage	17755	Buena Vista Rd CTH F (Break) 130th St	Reconstruction	\$319,000.00	\$221,386.00
Town of Rock Wood	17759	Lincoln Ave Clark Dr (Break) USH 10 (Termini)	Structure	\$280,000.00	\$194,320.00
Town of Mentor Clark	17784	Main St CTH F (Termini) Carter St	Structure	\$833,020.00	\$578,115.88
		Carter St Main St (Termini) CTH F (Termini)			
Town of Wescott Shawano	17785	Loon Lake Rd Loon Lake Private Rd CTH H (Termini)	Reconstruction	\$816,930.88	\$566,950.03
Town of Sanborn Ashland	17800	Bayfront Rd Johnson Rd (Termini) Reykdal Rd (Termini)	Reconstruction	\$615,400.40	\$427,087.88
		Johnson Rd USH 2 (Termini) Johnson Rd (Termini)			
Town of Cadiz Green	17801	Allen Rd CTH B Melvin Rd	Reconstruction	\$160,000.00	\$111,040.00

Local Roads Improvement Program (LRIP)

2022 - 2023 TRIS Project Summary

Town County	Project Number	On Route From Route To Route	Improvement Type	Total Project Cost	Approved Reimbursement Amount
Town of Lawrence Brown	17808	Scheuring Rd Packerland Dr Hart Gravel Rd (Termini)	Reconstruction	\$1,722,187.50	\$1,195,198.13
Town of Sharon Walworth	17809	State Line Rd Eastview Dr (Termini) State Line Rd (Termini)	Reconditioning	\$1,034,000.00	\$717,596.00
Town of Shelby La Crosse	17841	Breidel Coulee Rd Evergreen Ln Le Jeune Rd	Structure	\$490,000.00	\$340,060.00
Town of Conover Vilas	17856	E Hunter Lake Rd E Buckatabon Rd (Termini) N Hunter Lake Rd (Break)	Reconditioning	\$700,000.00	\$485,800.00
		E Hunter Lake Rd N Hunter Lake Rd (Break) Deep Lake Rd			
		E Hunter Lake Rd Deep Lake Rd E Hunter Lake Rd (Termini)			
		N Hunter Lake Rd E Hunter Lake Rd E Hunter Lake Rd (Termini)			
Town of Wagner Marinette	17862	Cottage Ln STH 180 (Termini) Bruette Rd (Termini)	Reconstruction	\$805,000.00	\$558,670.00
Town of Eagle Point Chippewa	17869	95th Ave STH 124 STH 178 (Termini)	Reconditioning	\$595,000.00	\$412,930.00
Town of Waterford Racine	17870	Town Line Rd Town Line Rd (Termini) N Lake Dr (Termini)	Reconditioning	\$1,050,000.00	\$728,700.00
Town of Kelly Bayfield	17890	Maple Ridge Rd Roy Anderson Rd Maple Ridge Rd (Termini)	Reconstruction	\$1,325,000.00	\$919,550.00
Town of Lebanon Dodge	17915	Morningside Rd CTH R (Termini) Wiley Rd (Termini)	Reconstruction	\$2,407,009.00	\$1,670,464.25
Town of Minocqua Oneida	17942	Titus Rd Lee Rd (Termini) Titus Rd (Termini)	Reconditioning	\$500,000.00	\$347,000.00
		Lee Rd Spruce St Titus Rd (Termini)			
		Spruce St Fir St (Termini) Lee Rd (Termini)			
		Cedar Rd Spruce St (Termini) Lee Rd (Termini)			

Local Roads Improvement Program (LRIP)

2022 - 2023 TRIS Project Summary

Town County	Project Number	On Route From Route To Route	Improvement Type	Total Project Cost	Approved Reimbursement Amount
		Pine Rd Fir St (Termini) Lee Rd (Termini)			
		Cedar Rd Spruce St (Termini) Lee Rd (Termini)			
		Fir St Crossover USH 51 (Break) Pine Rd (Termini)			
Town of Oak Grove Pierce	17979	1208th St STH 35 (Termini) 508th Ave	Reconstruction	\$750,510.00	\$520,853.94
Town of Union Eau Claire	17980	County Line Rd N Town Hall Rd Kane Rd (Break)	Reconstruction	\$1,558,300.00	\$1,081,460.20
Town of Stubbs Rusk	18000	S Huchinson Rd Amacoy Lake Rd Ranch Rd	Pavement Replacement	\$150,000.00	\$104,100.00
Town of Seymour Eau Claire	18012	S 140th Ave Rossman Dr Curler Rd (Termini)	Structure	\$990,780.00	\$687,601.32
Town of Barron Barron	18039	15th Ave 13 1/4 St CTH T (Termini)	Structure	\$1,070,000.00	\$742,580.00
Town of Florence Florence	18065	North Lake Rd Dunns Point Rd Town Road O	Reconstruction	\$375,000.00	\$260,250.00
Town of Farmington Waupaca	18074	King Rd STH 22 (Termini) CTH QQ (Termini)	Reconditioning	\$834,500.00	\$579,143.00
Town of La Follette Burnett	18085	Williams Rd CTH X (Termini) STH 70 (Termini)	Reconstruction	\$215,000.00	\$149,210.00
Town of Somo Lincoln	18087	Pine Tree Ln Wilson School Rd Pine Tree Ln (Termini)	Structure	\$300,000.00	\$208,200.00
Town of Clyde Iowa	18092	Spring Valley Rd Mill Rd STH 130 (Termini)	Structure	\$105,000.00	\$72,870.00
Town of Dodgeville Iowa	18093	Military Rd CTH Q (Termini) Military Rd (Termini)	Reconditioning	\$615,840.00	\$427,392.96
Town of Plymouth Juneau	18101	Miller Rd STH 82 (Termini) Brooklyn Ave N (Termini)	Reconditioning	\$688,000.00	\$477,472.00
Town of Neenah Winnebago	18103	Larsen Rd Clayton Ave (Termini) Oak Ridge Rd (1) (Termini)	Reconstruction	\$3,133,500.00	\$2,174,649.00

Local Roads Improvement Program (LRIP)

2022 - 2023 TRIS Project Summary

Town County	Project Number	On Route From Route To Route	Improvement Type	Total Project Cost	Approved Reimbursement Amount
Town of Black Brook Polk	18107	60th Ave Griffin St (Termini) CTH F	Reconditioning	\$910,000.00	\$631,540.00
Town of Belgium Ozaukee	18110	Silver Beach Rd W Silver Beach Rd (Break) CTH LL	Reconstruction	\$1,000,000.00	\$694,000.00
Town of Bridgeport Crawford	18111	Ward Rd Bouska Rd (Termini) USH 18 (Termini)	Reconditioning	\$287,500.00	\$199,525.00
Town of Trenton Washington	18113	Newark Dr Trenton Rd (Break) Indian Lore Rd (Break)	Reconstruction	\$1,479,000.00	\$1,026,426.00
Town of Darlington Lafayette	18114	Red Rock Rd Walnut Rd Palmer Rd	Reconstruction	\$325,000.00	\$225,550.00
		Red Rock Rd Walnut Rd Slough Ln			
		Walnut Rd Red Rock Rd (Termini) Pecatonica Rd (Termini)			
Town of Maple Valley Oconto	18115	Valley Line Rd CTH G (Break) Fifield Rd (Termini)	Pavement Replacement	\$125,000.00	\$86,750.00
Town of Menominee Menominee	18116	Long Lake Rd CTH VV (Termini) Trails End Rd	Resurfacing	\$364,100.00	\$252,685.40
Town of Antigo Langlade	18118	Meadow Rd STH 64 (Termini) CTH F (Termini)	Reconditioning	\$140,000.00	\$97,160.00
Town of Exeter Green	18119	N Argue Rd CTH W (Break) STH 92 (Termini)	Reconstruction	\$597,943.18	\$414,972.57
Town of West Kewaunee Kewaunee	18187	Ryan Radio Rd CTH B (Termini) Brookside Ln	Pavement Replacement	\$222,100.00	\$154,137.40
Town of Hull Portage	18265	Reserve Rd N Falcons Cove (Termini) Woodview Dr (Termini)	Reconstruction	\$1,830,000.00	\$1,270,020.00
		Reserve Dr N Reserve Rd N (Termini) Jordan Rd			
Town of Genesee Waukesha	18304	Dable Rd STH 59 (Termini) Road X (Termini)	Pavement Replacement	\$486,160.00	\$337,395.04
Grand Total				\$56,088,109.17	\$38,982,676.04

Local Roads Improvement Program (LRIP)

2022 - 2023 MSIS Project Summary

City/Village County	Project Number	On Route From Route To Route	Improvement Type	Total Project Cost	Approved Reimbursement Amount
City of Durand Pepin	17305	Madison St 8th Ave W (Termini) 2nd Ave E	Reconstruction	\$1,733,797.50	\$866,898.75
City of Markesan Green Lake	17306	Saint Joseph St Main St (Termini) Edmaz St (Termini)	Reconstruction	\$400,000.00	\$200,000.00
		Bridge St Catherine St (Termini) Charles St			
		Edmaz St Catherine St (Termini) Edmaz St (Termini)			
		Main St Caroline St John St			
City of New London Waupaca	17307	Oshkosh St Wolf River Ave (Termini) Pershing Rd	Reconstruction	\$4,043,625.00	\$2,021,812.50
Village of Bellevue Brown	17308	Verlin Rd CTH XX (Termini) CTH V (Break)	Reconstruction	\$1,064,245.00	\$532,122.50
Village of Weston Marathon	17309	Weston Ave Alderson St (Termini) Birch St	Reconstruction	\$1,466,926.05	\$733,463.03
Village of Montfort Grant	17310	Park St Prospect St Wisconsin St (Termini)	Reconstruction	\$626,453.62	\$313,226.81
City of Hudson St. Croix	17311	3rd St Walnut St Laurel Ave (5) (Termini)	Pavement Replacement	\$987,000.00	\$493,500.00
		Laurel Ave (5) 3rd St (Termini) Blakeman Blvd			
City of Wautoma Waushara	17323	16th Ave STH 21 (Termini) Cummings Dr (Termini)	Pavement Replacement	\$665,800.00	\$332,900.00
City of Pewaukee Waukesha	17324	Duplainville Rd Marjean Ln Overhill Ln	Reconstruction	\$6,900,000.00	\$1,518,000.00
		Duplainville Rd Green Rd Overhill Ln			
		Duplainville Rd Green Rd Weyer Rd (Termini)			

Local Roads Improvement Program (LRIP)

2022 - 2023 MSIS Project Summary

City/Village County	Project Number	On Route From Route To Route	Improvement Type	Total Project Cost	Approved Reimbursement Amount
City of Mineral Point Iowa	17326	High St Church St (Break) Wisconsin St	Reconstruction	\$1,557,300.00	\$778,650.00
City of Ashland Ashland	17889	Chapple Ave 6th St W 11th St W	Reconstruction	\$1,021,710.91	\$510,855.46
Village of DeForest Dane	18184	River Rd Brook St Cuba Valley Rd	Reconstruction	\$2,273,377.60	\$1,136,688.80
City of Sheboygan Falls Sheboygan	18185	Fond du Lac Ave Oak St Rangeline Rd (Termini)	Reconstruction	\$2,334,300.00	\$1,167,150.00
City of Janesville Rock	18188	Mount Zion Ave Milton Ave (1) (Break) N Pontiac Dr	Reconstruction	\$3,940,000.00	\$1,970,000.00
City of Chippewa Falls Chippewa	18189	W River St CTH X (Termini) Fleet St	Reconstruction	\$2,450,000.00	\$1,225,000.00
City of Onalaska La Crosse	18192	Theater Rd Midwest Dr STH 16 (Termini)	Reconstruction	\$769,000.00	\$384,500.00
City of Superior Douglas	18196	5th St E 24th Ave E 31st Ave E (Break)	Reconstruction	\$2,507,000.00	\$1,253,500.00
City of Sturgeon Bay Door	18198	Michigan St N 4th Ave 12th Ave	Pavement Replacement	\$475,091.54	\$237,545.77
		12th Ave Michigan St Louisiana St			
City of Waukesha Waukesha	18199	Delafield St Prospect Ave Magnolia Dr	Reconstruction	\$3,260,000.00	\$1,630,000.00
City of Fitchburg Dane	18201	Fitchrona Rd Nesbitt Rd (Break) Fitchrona Rd (Break)	Reconstruction	\$5,772,172.00	\$2,886,086.00
City of Kenosha Kenosha	18212	22nd Ave 18th St 27th St	Reconstruction	\$6,025,800.00	\$3,012,900.00
City of Brookfield Waukesha	18246	Lisbon Rd Lilly Rd N 128th St	Pavement Replacement	\$1,200,000.00	\$600,000.00
		Lisbon Rd N 128th St N 124th St (Termini)			
Grand Total				\$51,473,599.22	\$23,804,799.62

Local Roads Improvement Program (LRIP)

2022 - 2023 CHIS Project Summary

County	Project Number	On Route From Route To Route	Improvement Type	Total Project Cost	Approved Reimbursement Amount
WCHA District 1 - WCHA District 1 South Central					
Lafayette	17196	CTH W Mullen Rd CTH I	Resurfacing	\$1,401,000.00	\$1,256,642.30
		CTH W CTH I Penny Benton Rd			
		CTH W Penny Benton Rd Shawnee Rd			
		CTH W Shawnee Rd Ollie Bell Rd			
		CTH W Ollie Bell Rd CTH I			
		CTH W CTH I CTH J			
		CTH W CTH J CTH W (Termini)			
Iowa	17199	CTH T Wood St (Break) Lone Pine Dr	Reconstruction	\$1,556,793.00	\$1,256,642.30
Green	17213	CTH N CTH H (Termini) CTH C	Pavement Replacement	\$716,625.00	\$506,642.00
Dane	17734	CTH N CTH N (Termini) Dunkirk St	Resurfacing	\$1,624,176.92	\$400,211.50
Rock	17838	CTH X Burr St (Break) Rock Walworth County Line Rd (Termini)	Reconditioning	\$1,090,771.55	\$250,000.00
Columbia	18044	CTH G STH 146 STH 73 (Termini)	Resurfacing	\$500,000.00	\$250,000.00
Sauk	18099	CTH G STH 23 (Break) Pearl Rd	Reconstruction	\$1,500,000.00	\$250,000.00
Jefferson	18183	CTH K B26 (Break) Collins Rd (Termini)	Reconditioning	\$685,000.00	\$250,000.00
Green	18234	CTH J CTH H Grossen Rd	Pavement Replacement	\$1,064,700.00	\$749,847.13
Dodge	18254	CTH W STH 60 (Termini) W Kindt St (Break)	Resurfacing	\$1,400,000.00	\$882,948.30

Local Roads Improvement Program (LRIP)

2022 - 2023 CHIS Project Summary

County	Project Number	On Route From Route To Route	Improvement Type	Total Project Cost	Approved Reimbursement Amount
WCHA District 2 - WCHA District 2 Southeast					
Washington	17211	CTH P STH 60 (Break) Sherman Rd	Reconstruction	\$1,596,000.00	\$742,950.93
Kenosha	17212	CTH EM State Line Rd (Termini) CTH Z	Resurfacing	\$2,858,000.00	\$984,698.10
Waukesha	18227	CTH KE CTH K (Break) Ainsworth Rd	Reconstruction	\$4,950,000.00	\$1,921,973.56
Milwaukee	18228	CTH D CTH G Green Bay Rd (Termini)	Reconstruction	\$6,000,000.00	\$2,631,333.87
		CTH G W Bradley Rd N Teutonia Ave (Termini)			
		CTH D W Bradley Rd CTH G			
Walworth	18240	CTH B Gregory Dr Fellows Rd	Resurfacing	\$1,580,000.00	\$694,505.61
		CTH B Fellows Rd Main St			
		CTH B Fellows Rd Main St			
		CTH B Main St CTH H			
Racine	18278	CTH G 51st St 43rd St (2)	Reconditioning	\$1,750,000.00	\$844,360.78
WCHA District 3 - WCHA District 3 Northeast					
Kewaunee	17197	CTH E Side Rd 1st St	Structure	\$657,834.76	\$575,640.52
Door	17200	CTH W Main Rd Airport Rd	Reconstruction	\$862,642.58	\$575,640.52
		CTH W Mc Donald Rd Main Rd			
		CTH W (3) Woodland Rd (Termini) Range Line Rd			
Winnebago	17209	CTH A CTH GG S Park Ave (Termini)	Resurfacing	\$323,910.31	\$124,987.68

Local Roads Improvement Program (LRIP)

2022 - 2023 CHIS Project Summary

County	Project Number	On Route From Route To Route	Improvement Type	Total Project Cost	Approved Reimbursement Amount
Calumet	18129	CTH E STH 32 Long Rd	Pavement Replacement	\$1,500,000.00	\$575,640.52
Outagamie	18191	CTH H CTH EE (Termini) STH 54 (Termini)	Resurfacing	\$825,000.00	\$299,987.67
Manitowoc	18195	CTH R Remiker Ln Wildwood Dr	Reconstruction	\$1,175,000.00	\$575,640.51
Fond du Lac	18203	CTH Y CTH YY CTH K (Break)	Pavement Replacement	\$1,177,254.00	\$575,640.47
Outagamie	18211	CTH D STH 76 CTH D (Break)	Pavement Replacement	\$1,150,000.00	\$275,640.52
Sheboygan	18219	CTH TA Erie Ave (Termini) Union Ave	Reconstruction	\$6,000,000.00	\$575,640.52
Marinette	18221	CTH A Duke Ln Newton Lake Rd	Reconditioning	\$1,160,000.00	\$575,640.50
Oconto	18226	CTH V Cardinal Rd CTH VV	Structure	\$943,000.00	\$575,640.50
		CTH CC Scott Dr Pine St			
Winnebago	18231	CTH II Arrowhead Rd (Termini) Bison Rd	Resurfacing	\$1,055,413.00	\$450,640.51
Brown	18243	CTH EB West Point Rd Trojan Dr	Pavement Replacement	\$640,000.00	\$575,640.50
		CTH EB Trojan Dr STH 54 (Break)			
WCHA District 4 - WCHA District 4 Central					
Shawano	17206	CTH C STH 22 (Termini) Deer Ln	Resurfacing	\$543,397.84	\$387,108.14
		CTH MMM STH 29 (Termini) CTH MMM (Termini)			
Portage	17210	CTH Z Edgewood Rd CTH A (Break)	Reconditioning	\$974,376.85	\$514,775.13
Waupaca	18197	CTH T STH 22 CTH O (Termini)	Pavement Replacement	\$691,213.00	\$436,426.69

Local Roads Improvement Program (LRIP)

2022 - 2023 CHIS Project Summary

County	Project Number	On Route From Route To Route	Improvement Type	Total Project Cost	Approved Reimbursement Amount
Green Lake	18209	CTH D STH 23 (Break) STH 73 (Termini)	Pavement Replacement	\$1,604,195.00	\$305,888.60
Marquette	18213	CTH J STH 22 Holmes Rd (Termini)	Pavement Replacement	\$540,000.00	\$281,342.33
Marathon	18215	CTH F CTH C CTH P (Break)	Pavement Replacement	\$1,051,000.00	\$728,755.21
		CTH F CTH N (Break) Crossover STH 29 (Break)			
Adams	18222	CTH Z Fawn Ave Ember Ave	Reconstruction	\$2,000,000.00	\$303,266.61
Waushara	18225	CTH JJ CTH Y CTH Y	Structure	\$750,500.00	\$436,426.69
Wood	18241	CTH W 45th St S 49th St S	Reconstruction	\$1,210,000.00	\$384,714.63
WCHA District 5 - WCHA District 5 Southwest					
Vernon	17750	CTH P Lovaas Ridge Rd Lars Hill Rd	Structure	\$780,195.00	\$702,175.50
		CTH P Snowflake Curve Rd Snowflake Curve Rd			
		CTH P CTH D (Break) Evenstad Rd			
Richland	17921	CTH OO Santa Klaus Ln (Break) Riverview Ridge Dr	Pavement Replacement	\$427,680.00	\$384,912.00
Crawford	18229	CTH W USH 61 STH 131 (Termini)	Pavement Replacement	\$1,241,224.47	\$968,092.41
Grant	18235	CTH T CTH K (Termini) USH 61	Structure	\$560,000.00	\$420,000.00
WCHA District 6 - WCHA District 6 West Central					
Eau Claire	17202	CTH G Channey Rd Stoney Lonesome Rd	Pavement Replacement	\$1,159,874.00	\$579,937.00
Trempealeau	17205	CTH X CTH X (Termini) CTH XX	Reconditioning	\$700,000.00	\$313,674.77
Taylor	17207	CTH H Miller Ave CTH M	Pavement Replacement	\$492,627.65	\$249,999.73

Local Roads Improvement Program (LRIP)

2022 - 2023 CHIS Project Summary

County	Project Number	On Route From Route To Route	Improvement Type	Total Project Cost	Approved Reimbursement Amount
Pepin	17208	CTH F CTH F (Termini) Country Ln	Reconstruction	\$189,767.36	\$170,790.62
Chippewa	18210	CTH H 10th Ave 100th Ave	Structure	\$1,210,000.00	\$579,850.69
		CTH M 20th St 22nd St			
Clark	18214	CTH M Willard Rd Capital Rd	Pavement Replacement	\$706,850.00	\$337,127.24
Buffalo	18216	CTH AA Johnson Hill Rd CTH V	Structure	\$331,000.00	\$149,991.85
Buffalo	18217	CTH E Hohmann Rd Hogan Rd	Structure	\$361,000.00	\$123,568.83
St. Croix	18242	CTH K 140th St 147th St	Structure	\$1,180,000.00	\$562,435.97
Dunn	18244	CTH B Packer Dr CTH BB	Pavement Replacement	\$1,200,000.00	\$460,903.35
Jackson	18245	CTH N Cut Off Rd (Termini) Rand Rd	Structure	\$960,000.00	\$237,933.80
		CTH N CTH H (1) Selmer Rd			
		CTH N Selmer Rd CTH H (1)			
		CTH N S Larkin Rd Henry Rd			
Pierce	18247	CTH CC 710th Ave 570th Ave	Reconstruction	\$765,000.00	\$327,758.32
Pepin	18298	CTH SS CTH D CTH D	Reconstruction	\$138,088.97	\$6,993.02
Eau Claire	18319	CTH II STH 93 (Break) Talmadge Rd	Pavement Replacement	\$190,000.00	\$89,968.10
WCHA District 7 - WCHA District 7 North Central					
Oneida	17201	CTH D STH 47 (Break) CTH E	Reconditioning	\$470,000.00	\$216,517.85

Local Roads Improvement Program (LRIP) 2022 - 2023 CHIS Project Summary

County	Project Number	On Route From Route To Route	Improvement Type	Total Project Cost	Approved Reimbursement Amount
Price	18200	CTH B CTH E Old County B (Termini)	Pavement Replacement	\$900,000.00	\$216,517.85
Vilas	18204	CTH M Little Rice Ln Dairymens Rd	Reconditioning	\$493,590.19	\$216,517.85
Florence	18205	CTH C Range Rd LaSalle Falls Rd	Pavement Replacement	\$460,855.00	\$216,517.85
Menominee	18206	CTH M STH 55 (Break) South Branch Rd	Pavement Replacement	\$433,046.66	\$216,517.85
Langlade	18207	CTH A CTH B Claire Rd	Pavement Replacement	\$461,703.00	\$216,517.86
Iron	18208	CTH G Bass Lake Rd N End Rd	Reconditioning	\$485,000.00	\$216,517.85
Lincoln	18218	CTH D Old D Rd CTH B	Reconditioning	\$352,076.84	\$216,517.85
Forest	18230	CTH Q CTH W (Termini) Sand Lake Rd	Reconditioning	\$500,000.00	\$216,517.86
WCHA District 8 - WCHA District 8 Northwest					
Barron	17169	CTH T USH 8 (Break) 14 1/2 Ave	Structure	\$677,433.64	\$372,321.32
Ashland	17198	CTH GG Spider Lake Rd Mineral Lake Rd	Resurfacing	\$1,356,442.50	\$176,551.37
Sawyer	17203	CTH K Highland Rd K Town Rd	Resurfacing	\$656,589.65	\$222,000.00
Douglas	17694	CTH FF CTH O CTH H	Pavement Replacement	\$1,019,386.24	\$397,982.01
Polk	17789	CTH JJ USH 63 CTH J	Pavement Replacement	\$800,000.00	\$393,369.66
Bayfield	17952	CTH A CTH N (Termini) Kelly Lake Rd	Resurfacing	\$364,430.00	\$176,994.25
Washburn	18052	CTH E CTH K Crossover USH 53 (Break)	Reconditioning	\$587,631.00	\$197,979.47
Rusk	18062	CTH X School Rd School Rd	Pavement Replacement	\$400,000.00	\$233,862.53

Local Roads Improvement Program (LRIP)

2022 - 2023 CHIS Project Summary

County	Project Number	On Route From Route To Route	Improvement Type	Total Project Cost	Approved Reimbursement Amount
Burnett	18081	CTH X Gaslyn Rd Dongola Rd	Resurfacing	\$350,000.00	\$211,707.53
Grand Total				\$80,469,295.98	\$34,981,023.36